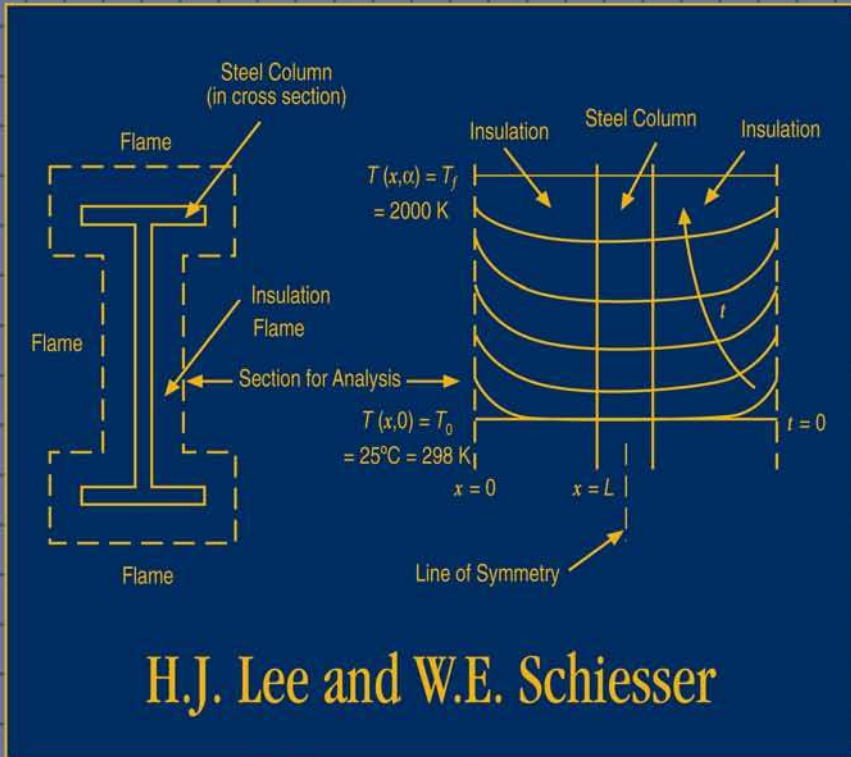


Ordinary and Partial Differential Equation Routines in C, C++, Fortran, Java[®], Maple[®], and MATLAB[®]



Ordinary and Partial Differential
Equation Routines in C, C++,
Fortran, Java[®], Maple[®], and MATLAB[®]

Ordinary and Partial Differential
Equation Routines in C, C++,
Fortran, Java[®], Maple[®], and MATLAB[®]

H.J. Lee and W.E. Schiesser



CHAPMAN & HALL/CRC

A CRC Press Company

Boca Raton London New York Washington, D.C.

Java is a registered trademark of Sun Microsystems, Inc.

Maple is a registered trademark of Waterloo Maple, Inc.

MATLAB is a registered trademark of The MathWorks, Inc. For product information, please contact:

The MathWorks, Inc.

3 Apple Hill Drive

Natick, MA 01760-2098

Tel.: 508-647-7000

Fax: 508-647-7001

e-mail: info@mathworks.com

Web: www.mathworks.com <http://www.mathworks.com/>

Library of Congress Cataloging-in-Publication Data

Lee, H. J. (Hyun Jin)

Ordinary and partial differential equation routines in C, C++, Fortran, Java, Maple, and MATLAB / H.J. Lee and W.E. Schiesser.

p. cm.

Includes bibliographical references and index.

ISBN 1-58488-423-1 (alk. paper)

1. Differential equations—Data processing. 2. Differential equations, Partial—Data processing. I. Schiesser, W. E. II. Title.

QA371.5.D37L44 2003

515'.352'0285—dc22

2003055809

This book contains information obtained from authentic and highly regarded sources. Reprinted material is quoted with permission, and sources are indicated. A wide variety of references are listed. Reasonable efforts have been made to publish reliable data and information, but the author and the publisher cannot assume responsibility for the validity of all materials or for the consequences of their use.

Neither this book nor any part may be reproduced or transmitted in any form or by any means, electronic or mechanical, including photocopying, microfilming, and recording, or by any information storage or retrieval system, without prior permission in writing from the publisher.

The consent of CRC Press LLC does not extend to copying for general distribution, for promotion, for creating new works, or for resale. Specific permission must be obtained in writing from CRC Press LLC for such copying.

Direct all inquiries to CRC Press LLC, 2000 N.W. Corporate Blvd., Boca Raton, Florida 33431.

Trademark Notice: Product or corporate names may be trademarks or registered trademarks, and are used only for identification and explanation, without intent to infringe.

Visit the CRC Press Web site at www.crcpress.com

© 2004 by Chapman & Hall/CRC

No claim to original U.S. Government works

International Standard Book Number 1-58488-423-1

Library of Congress Card Number 2003055809

Printed in the United States of America 1 2 3 4 5 6 7 8 9 0

Printed on acid-free paper

Preface

Initial value ordinary differential equations (ODEs) and partial differential equations (PDEs) are among the most widely used forms of mathematics in science and engineering. However, insights from ODE/PDE-based models are realized only when solutions to the equations are produced with acceptable accuracy and with reasonable effort.

Most ODE/PDE models are complicated enough (e.g., sets of simultaneous nonlinear equations) to preclude analytical methods of solution; instead, numerical methods must be used, which is the central topic of this book.

The calculation of a numerical solution usually requires that well-established numerical integration algorithms are implemented in quality library routines. The library routines in turn can be coded (programmed) in a variety of programming languages. Typically, for a scientist or engineer with an ODE/PDE-based mathematical model, finding routines written in a familiar language can be a demanding requirement, and perhaps even impossible (if such routines do not exist).

The purpose of this book, therefore, is to provide a set of ODE/PDE integration routines written in six widely accepted and used languages. Our intention is to facilitate ODE/PDE-based analysis by using the library routines to compute reliable numerical solutions to the ODE/PDE system of interest.

However, the integration of ODE/PDEs is a large subject, and to keep this discussion to reasonable length, we have limited the selection of algorithms and the associated routines. Specifically, we concentrate on explicit (nonstiff) Runge Kutta (RK) embedded pairs. Within this setting, we have provided integrators that are both fixed step and variable step; the latter accept a user-specified error tolerance and attempt to compute a solution to this required accuracy. The discussion of ODE integration includes truncation error monitoring and control, h and p refinement, stability and stiffness, and explicit and implicit algorithms. Extensions to stiff systems are also discussed and illustrated through an ODE application; however, a detailed presentation of stiff (implicit) algorithms and associated software in six languages was judged impractical for a book of reasonable length.

Further, we have illustrated the application of the ODE integration routines to PDEs through the method of lines (MOL). Briefly, the spatial (boundary value) derivatives of the PDEs are approximated algebraically, typically by finite differences (FDs); the resulting system of initial-value ODEs is then solved numerically by one of the ODE routines.

Thus, we have attempted to provide the reader with a set of computational tools for the convenient solution of ODE/PDE models when programming in any of the six languages. The discussion is introductory with limited mathematical details. Rather, we rely on numerical results to illustrate some basic mathematical properties, and we avoid detailed mathematical analysis (e.g., theorems and proofs), which may not really provide much assistance in the actual calculation of numerical solutions to ODE/PDE problems.

Instead, we have attempted to provide useful computational tools in the form of software. The use of the software is illustrated through a small number of ODE/PDE applications; in each case, the complete code is first presented, and then its components are discussed in detail, with particular reference to the concepts of integration, e.g., stability, error monitoring, and control. Since the algorithms and the associated software have limitations (as do all algorithms and software), we have tried to point out these limitations, and make suggestions for additional methods that could be effective.

Also, we have intentionally avoided using features specific to a particular language, e.g., sparse utilities, object-oriented programming. Rather, we have emphasized the commonality of the programming in the six languages, and thereby illustrate how scientific computation can be done in any of the languages. Of course, language-specific features can be added to the source code that is provided.

We hope this format will allow the reader to understand the basic elements of ODE/PDE integration, and then proceed expeditiously to a numerical solution of the ODE/PDE system of interest. The applications discussed in detail, two in ODEs and two in PDEs, can be used as a starting point (i.e., as templates) for the development of a spectrum of new applications.

We welcome comments and questions about how we might be of assistance (directed to wes1@lehigh.edu). Information for acquiring (gratis) all the source code in this book is available from <http://www.lehigh.edu/~wes1/wes1.html>. Additional information about the book and software is available from the CRC Press Web site, <http://www.crcpress.com>.

Dr. Fred Chapman provided expert assistance with the Maple programming. We note with sadness the passing of Jaeson Lee, father of H. J. Lee, during the completion of H. J. Lee's graduate studies at Lehigh University.

H. J. Lee
W. E. Schiesser
Bethlehem, PA

Contents

1	Some Basics of ODE Integration	1
1.1	General Initial Value ODE Problem	1
1.2	Origin of ODE Integrators in the Taylor Series	7
1.3	The Runge Kutta Method	13
1.4	Accuracy of RK Methods	18
1.5	Embedded RK Algorithms	51
1.6	Library ODE Integrators	72
1.7	Stability of RK Methods	95
2	Solution of a 1x1 ODE System	107
2.1	Programming in MATLAB	107
2.2	Programming in C	143
2.3	Programming in C++	174
2.4	Programming in Fortran	206
2.5	Programming in Java	232
2.6	Programming in Maple	263
3	Solution of a 2x2 ODE System	291
3.1	Programming in MATLAB	291
3.2	Programming in C	298
3.3	Programming in C++	306
3.4	Programming in Fortran	314
3.5	Programming in Java	321
3.6	Programming in Maple	329
4	Solution of a Linear PDE	339
4.1	Programming in MATLAB	344
4.2	Programming in C	359
4.3	Programming in C++	366
4.4	Programming in Fortran	374
4.5	Programming in Java	380
4.6	Programming in Maple	387
5	Solution of a Nonlinear PDE	397
5.1	Programming in MATLAB	402
5.2	Programming in C	411
5.3	Programming in C++	418
5.4	Programming in Fortran	425

5.5	Programming in Java	431
5.6	Programming in Maple	438
Appendix A	Embedded Runge Kutta Pairs.....	451
Appendix B	Integrals from ODEs	459
Appendix C	Stiff ODE Integration	465
C.1	The BDF Formulas Applied to the 2×2 ODE System	465
C.2	MATLAB Program for the Solution of the 2×2 ODE System.....	468
C.3	MATLAB Program for the Solution of the 2×2 ODE System Using <i>ode23s</i> and <i>ode15s</i>	477
Appendix D	Alternative Forms of ODEs	489
Appendix E	Spatial p Refinement	493
Appendix F	Testing ODE/PDE Codes	503
Index	511

1

Some Basics of ODE Integration

The central topic of this book is the programming and use of a set of library routines for the numerical solution (integration) of systems of initial value ordinary differential equations (ODEs). We start by reviewing some of the basic concepts of ODEs, including methods of integration, that are the mathematical foundation for an understanding of the ODE integration routines.

1.1 General Initial Value ODE Problem

The general problem for a single initial-value ODE is simply stated as

$$\frac{dy}{dt} = f(y, t), \quad y(t_0) = y_0 \quad (1.1)(1.2)$$

where

- y = dependent variable
- t = independent variable
- $f(y, t)$ = derivative function
- t_0 = initial value of the independent variable
- y_0 = initial value of the dependent variable

Equations 1.1 and 1.2 will be termed a 1×1 problem (one equation in one unknown). The solution of this 1×1 problem is the *dependent variable as a function of the independent variable*, $y(t)$ (this function when substituted into Equations 1.1 and 1.2 satisfies these equations). This solution may be a mathematical function, termed an *analytical solution*.

To illustrate these ideas, we consider the 1x1 problem, from Braun¹ (which will be discussed subsequently in more detail)

$$\frac{dy}{dt} = \lambda e^{-\alpha t} y, \quad y(t_0) = y_0 \tag{1.3}(1.4)$$

where λ and α are positive constants.

Equation 1.3 is termed a *first-order, linear, ordinary differential equation with variable coefficients*. These terms are explained below.

Term	Explanation
Differential equation	Equation 1.3 has a derivative $dy/dt = f(y, t) = \lambda e^{-\alpha t} y$
Ordinary	Equation 1.3 has only one independent variable, t , so that the derivative dy/dt is a <i>total</i> or <i>ordinary</i> derivative
First-order	The highest-order derivative is first order (dy/dt is first order)
Linear	y and its derivative dy/dt are to the first power; thus, Equation 1.3 is also termed <i>first degree</i> (do not confuse <i>order</i> and <i>degree</i>)
Variable coefficient	The coefficient $e^{-\alpha t}$ is a function of the independent variable, t (if it were a function of the dependent variable, y , Equation 1.3 would be <i>nonlinear</i> or not first degree)

The analytical solution to Equations 1.3 and 1.4 is from Braun:¹

$$y(t) = y_0 \exp\left(\frac{\lambda}{\alpha} (1 - \exp(-\alpha t))\right), \quad y(0) = y_0 \tag{1.5}$$

where $\exp(x) = e^x$. Equation 1.5 is easily verified as the solution to Equations 1.3 and 1.4 by substitution in these equations:

Terms in Equations 1.3 and 1.4	Substitution of Equation 1.5 in Equations 1.3 and 1.4
$\frac{dy}{dt}$	$y_0 \exp\left(\frac{\lambda}{\alpha} (1 - \exp(-\alpha t))\right) \left(\frac{\lambda}{\alpha}\right) (-\exp(-\alpha t))(-\alpha)$
$-\lambda e^{-\alpha t} y$	$= \lambda y_0 \exp\left(\frac{\lambda}{\alpha} (1 - \exp(-\alpha t))\right) (\exp(-\alpha t))$
$=$	$-\lambda e^{-\alpha t} y_0 \exp\left(\frac{\lambda}{\alpha} (1 - \exp(-\alpha t))\right)$
0	$=$
$y(0)$	0
	$y_0 \exp\left(\frac{\lambda}{\alpha} (1 - \exp(-\alpha(0)))\right) = y_0(e^0) = y_0$

thus confirming Equation 1.5 satisfies Equations 1.3 and 1.4.

As an example of a nxn problem (n ODEs in n unknowns), we will also subsequently consider in detail the 2×2 system

$$\begin{aligned}\frac{dy_1}{dt} &= a_{11}y_1 + a_{12}y_2 & y_1(0) &= y_{10} \\ \frac{dy_2}{dt} &= a_{21}y_1 + a_{22}y_2 & y_2(0) &= y_{20}\end{aligned}\tag{1.6}$$

The solution to Equations 1.6 is again the dependent variables, y_1, y_2 , as a function of the independent variable, t . Since Equations 1.6 are *linear, constant coefficient ODEs*, their solution is easily derived, e.g., by assuming exponential functions in t or by the Laplace transform. If we assume exponential functions

$$\begin{aligned}y_1(t) &= c_1 e^{\lambda t} \\ y_2(t) &= c_2 e^{\lambda t}\end{aligned}\tag{1.7}$$

where c_1, c_2 , and λ are constants to be determined, substitution of Equations 1.7 in Equations 1.6 gives

$$\begin{aligned}c_1 \lambda e^{\lambda t} &= a_{11}c_1 e^{\lambda t} + a_{12}c_2 e^{\lambda t} \\ c_2 \lambda e^{\lambda t} &= a_{21}c_1 e^{\lambda t} + a_{22}c_2 e^{\lambda t}\end{aligned}$$

Cancellation of $e^{\lambda t}$ gives a system of algebraic equations (this is the reason assuming exponential solutions works in the case of linear, constant coefficient ODEs)

$$\begin{aligned}c_1 \lambda &= a_{11}c_1 + a_{12}c_2 \\ c_2 \lambda &= a_{21}c_1 + a_{22}c_2\end{aligned}$$

or

$$\begin{aligned}(a_{11} - \lambda)c_1 + a_{12}c_2 &= 0 \\ a_{21}c_1 + (a_{22} - \lambda)c_2 &= 0\end{aligned}\tag{1.8}$$

Equations 1.8 are the 2×2 case of the *linear algebraic eigenvalue problem*

$$(\mathbf{A} - \lambda \mathbf{I})\mathbf{c} = \mathbf{0}\tag{1.9}$$

where

$$\mathbf{A} = \begin{bmatrix} a_{11} & a_{12} & \cdots & a_{1n} \\ a_{21} & a_{22} & \cdots & a_{2n} \\ \vdots & & \ddots & \vdots \\ a_{n1} & a_{n2} & \cdots & a_{nn} \end{bmatrix}$$

$$\mathbf{I} = \begin{bmatrix} 1 & 0 & \cdots & 0 \\ 0 & 1 & \cdots & 0 \\ \vdots & & \ddots & \vdots \\ 0 & 0 & \cdots & 1 \end{bmatrix}$$

$$\mathbf{c} = \begin{bmatrix} c_1 \\ c_2 \\ \vdots \\ c_n \end{bmatrix}$$

$$\mathbf{0} = \begin{bmatrix} 0 \\ 0 \\ \vdots \\ 0 \end{bmatrix}$$

$n = 2$ for Equations 1.8, and we use a bold faced symbol for a matrix or a vector.

The preceding matrices and vectors are

A nxn coefficient matrix

I nxn identity matrix

c $nx1$ solution vector

0 $nx1$ zero vector

The reader should confirm that the matrices and vectors in Equation 1.9 have the correct dimensions for all of the indicated operations (e.g., matrix additions, matrix-vector multiples).

Note that Equation 1.9 is a *linear, homogeneous algebraic system* (homogeneous means that the right-hand side (RHS) is the zero vector). Thus, Equation 1.9, or its 2×2 counterpart, Equations 1.8, *will have nontrivial solutions ($\mathbf{c} \neq \mathbf{0}$) if and only if (iff) the determinant of the coefficient matrix is zero, i.e.,*

$$|\mathbf{A} - \lambda \mathbf{I}| = 0 \quad (1.10)$$

Equation 1.10 is the *characteristic equation* for Equation 1.9 (note that it is a scalar equation). The values of λ that satisfy Equation 1.10 are the *eigenvalues* of Equation 1.9. For the 2×2 problem of Equations 1.8, Equation 1.10 is

$$\begin{vmatrix} a_{11} - \lambda & a_{12} \\ a_{21} & a_{22} - \lambda \end{vmatrix} = 0$$

or

$$(a_{11} - \lambda)(a_{22} - \lambda) - a_{21}a_{12} = 0 \quad (1.11)$$

Equation 1.11 is the *characteristic equation* or *characteristic polynomial* for Equations 1.8; note that since Equations 1.8 are a 2×2 linear homogeneous algebraic system, the characteristic equation (Equation 1.11) is a second-order

polynomial. Similarly, since Equation 1.9 is a nxn linear homogeneous algebraic system, its characteristic equation is a n th-order polynomial.

Equation 1.11 can be factored by the quadratic formula

$$\lambda^2 - (a_{11} + a_{22})\lambda + a_{11}a_{22} - a_{21}a_{12} = 0$$

$$\lambda_1, \lambda_2 = \frac{(a_{11} + a_{22}) \pm \sqrt{(a_{11} + a_{22})^2 - 4(a_{11}a_{22} - a_{21}a_{12})}}{2} \quad (1.12)$$

Thus, as expected, the 2×2 system of Equations 1.8 has two eigenvalues. In general, the nxn algebraic system, Equation 1.9, will have n eigenvalues, $\lambda_1, \lambda_2, \dots, \lambda_n$ (which may be real or complex conjugates, distinct or repeated).

Since Equations 1.6 are linear constant coefficient ODEs, their general solution will be a linear combination of exponential functions, one for each eigenvalue

$$y_1 = c_{11}e^{\lambda_1 t} + c_{12}e^{\lambda_2 t}$$

$$y_2 = c_{21}e^{\lambda_1 t} + c_{22}e^{\lambda_2 t} \quad (1.13)$$

Equations 1.13 have four constants which occur in pairs, one pair for each eigenvalue. Thus, the pair $[c_{11} \ c_{21}]^T$ is the *eigenvector* for eigenvalue λ_1 while $[c_{12} \ c_{22}]^T$ is the eigenvector for eigenvalue λ_2 . In general, the nxn system of Equation 1.9 will have a $nx1$ eigenvector for each of its n eigenvalues. Note that the naming convention for any constant in an eigenvector, c_{ij} , is the i th constant for the j th eigenvalue. We can restate the two eigenvectors for Equation 1.13 (or Equations 1.8) as

$$\begin{bmatrix} c_{11} \\ c_{21} \end{bmatrix}_{\lambda_1}, \quad \begin{bmatrix} c_{12} \\ c_{22} \end{bmatrix}_{\lambda_2} \quad (1.14)$$

Finally, the four constants in eigenvectors (Equations 1.14) are related through the initial conditions of Equations 1.6 and either of Equations 1.8

$$y_{10} = c_{11}e^{\lambda_1 0} + c_{12}e^{\lambda_2 0}$$

$$y_{20} = c_{21}e^{\lambda_1 0} + c_{22}e^{\lambda_2 0} \quad (1.15)$$

To simplify the analysis somewhat, we consider the special case $a_{11} = a_{22} = -a$, $a_{21} = a_{12} = b$, where a and b are constants. Then from Equation 1.12,

$$\lambda_1, \lambda_2 = \frac{-2a \pm \sqrt{(2a)^2 - 4(a^2 - b^2)}}{2} = -a \pm b = -(a - b), -(a + b) \quad (1.16)$$

From the first of Equations 1.8 for $\lambda = \lambda_1$

$$(a_{11} - \lambda_1)c_{11} + a_{12}c_{21} = 0$$

or

$$\begin{aligned} (-a + (a - b))c_{11} + bc_{21} &= 0 \\ c_{11} &= c_{21} \end{aligned}$$

Similarly, for $\lambda = \lambda_2$

$$(a_{11} - \lambda_2)c_{12} + a_{12}c_{22} = 0$$

or

$$\begin{aligned} (-a + (a + b))c_{12} + bc_{22} &= 0 \\ c_{12} &= -c_{22} \end{aligned}$$

Substitution of these results in Equations 1.15 gives

$$\begin{aligned} y_{10} &= c_{11} - c_{22} \\ y_{20} &= c_{11} + c_{22} \end{aligned}$$

or

$$\begin{aligned} c_{11} &= \frac{y_{10} + y_{20}}{2} = c_{21} \\ c_{22} &= \frac{y_{20} - y_{10}}{2} = -c_{12} \end{aligned}$$

Finally, the solution from Equations 1.13 is

$$\begin{aligned} y_1 &= \frac{y_{10} + y_{20}}{2}e^{\lambda_1 t} - \frac{y_{20} - y_{10}}{2}e^{\lambda_2 t} \\ y_2 &= \frac{y_{10} + y_{20}}{2}e^{\lambda_1 t} + \frac{y_{20} - y_{10}}{2}e^{\lambda_2 t} \end{aligned} \tag{1.17}$$

Equations 1.17 can easily be checked by substitution in Equations 1.6 (with $a_{11} = a_{22} = -a$, $a_{21} = a_{12} = b$) and application of the initial conditions at $t = 0$:

$$\begin{array}{r}
 \frac{dy_1}{dt} \quad \lambda_1 \frac{y_{10} + y_{20}}{2} e^{\lambda_1 t} - \lambda_2 \frac{y_{20} - y_{10}}{2} e^{\lambda_2 t} \\
 \quad = -(a - b) \frac{y_{10} + y_{20}}{2} e^{\lambda_1 t} + (a + b) \frac{y_{20} - y_{10}}{2} e^{\lambda_2 t} \\
 +a y_1 \quad +a \left(\frac{y_{10} + y_{20}}{2} e^{\lambda_1 t} - \frac{y_{20} - y_{10}}{2} e^{\lambda_2 t} \right) \\
 -b y_2 \quad -b \left(\frac{y_{10} + y_{20}}{2} e^{\lambda_1 t} + \frac{y_{20} - y_{10}}{2} e^{\lambda_2 t} \right) \\
 = \quad = \\
 0 \quad 0 \\
 \frac{dy_2}{dt} \quad \lambda_1 \frac{y_{10} + y_{20}}{2} e^{\lambda_1 t} + \lambda_2 \frac{y_{20} - y_{10}}{2} e^{\lambda_2 t} \\
 \quad = -(a - b) \frac{y_{10} + y_{20}}{2} e^{\lambda_1 t} - (a + b) \frac{y_{20} - y_{10}}{2} e^{\lambda_2 t} \\
 +a y_2 \quad +a \left(\frac{y_{10} + y_{20}}{2} e^{\lambda_1 t} + \frac{y_{20} - y_{10}}{2} e^{\lambda_2 t} \right) \\
 -b y_1 \quad -b \left(\frac{y_{10} + y_{20}}{2} e^{\lambda_1 t} - \frac{y_{20} - y_{10}}{2} e^{\lambda_2 t} \right) \\
 = \quad = \\
 0 \quad 0
 \end{array}$$

For the initial conditions of Equations 1.6

$$\begin{aligned}
 y_{10} &= \frac{y_{10} + y_{20}}{2} e^{\lambda_1 0} - \frac{y_{20} - y_{10}}{2} e^{\lambda_2 0} = y_{10} \\
 y_{20} &= \frac{y_{10} + y_{20}}{2} e^{\lambda_1 0} + \frac{y_{20} - y_{10}}{2} e^{\lambda_2 0} = y_{20}
 \end{aligned}$$

as required.

The ODE problems of Equations 1.3, 1.4, and 1.6 along with their analytical solutions, Equations 1.5 and 1.17, will be used subsequently to demonstrate the use of the ODE integration routines and to evaluate the computed solutions. Since these problems are quite modest (1x1 and 2x2, respectively), we will also subsequently consider two problems with substantially more ODEs. At the same time, these ODE systems will be considered as approximations to partial differential equations (PDEs); in other words, we will use systems of ODEs for the solution of PDEs.

1.2 Origin of ODE Integrators in the Taylor Series

In contrast to the analytical solutions presented previously (Equations 1.5 and 1.17), the numerical solutions we will compute are ordered pairs of numbers. For example, in the case of Equation 1.3, we start from the pair (t_0, y_0) (the initial condition of Equation 1.3) and proceed to compute paired values (t_i, y_i) where $i = 1, 2, \dots$ is an index indicating a position or point along the solution.

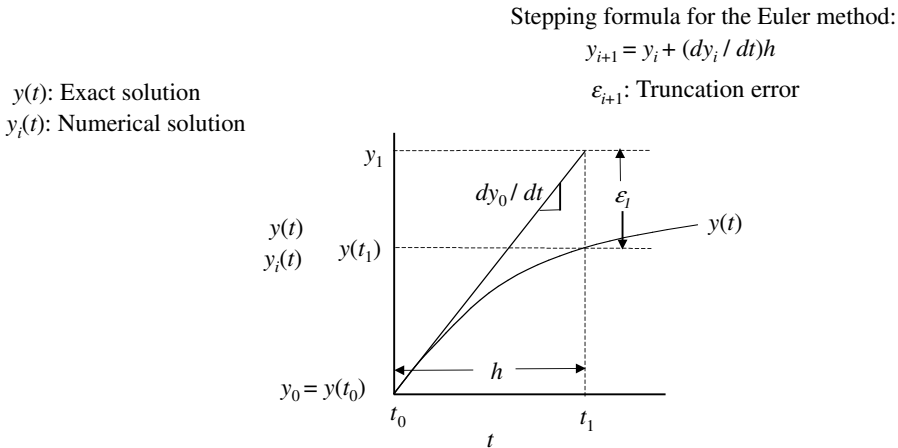


FIGURE 1.1
Stepping along the solution with Euler's method.

The numerical integration is then a step-by-step algorithm going from the solution point (t_i, y_i) to the point (t_{i+1}, y_{i+1}) .

This stepping procedure is illustrated in Figure 1.1 and can be represented mathematically by a Taylor series:

$$y_{i+1} = y_i + \frac{dy_i}{dt}h + \frac{d^2y_i}{dt^2} \frac{h^2}{2!} + \dots \quad (1.18)$$

where $h = t_{i+1} - t_i$. We can truncate this series after the linear term in h

$$y_{i+1} \approx y_i + \frac{dy_i}{dt}h \quad (1.19)$$

and use this approximation to step along the solution from y_0 to y_1 (with $i = 0$), then from y_1 to y_2 (with $i = 1$), etc. This is the famous *Euler's method*.

This stepping procedure is illustrated in Figure 1.1 (with $i = 0$). Note that Equation 1.19 is equivalent to projecting along a tangent line from i to $i + 1$. In other words, we are representing the solution, $y(t)$, by a linear approximation. As indicated in Figure 1.1, an error, ϵ_i , will occur, which in the case of Figure 1.1 appears to be excessive. However, this apparently large error is only for purposes of illustration in Figure 1.1. By taking a small enough step, h , the error can, at least in principle, be reduced to any acceptable level. To see this, consider the difference between the exact solution, $y(t_{i+1})$, and the approximate solution, y_{i+1} , if h is halved in Figure 1.1 (note how the vertical difference corresponding to ϵ_i is reduced). In fact, a major part of this book is devoted to controlling the error, ϵ_i , to an acceptable level by varying h . ϵ_i is termed the *truncation error*, which is a logical name since it results from truncating a

Taylor series (Equation 1.18), in this case, to Equation 1.19. In other words, ε_i is the truncation error for Euler’s method, Equation 1.19.

We could logically argue that the truncation error could be reduced (for a given h) by including more terms in the Taylor, e.g., the second derivative term $(d^2y_i/dt^2)(h^2/2!)$. Although this is technically true, there is a practical problem. For the general ODE, Equation 1.1, we have only the first derivative available

$$\frac{dy_i}{dt} = f(y_i, t_i)$$

The question then in using the second derivative term of the Taylor series is “How do we obtain the second derivative, d^2y_i/dt^2 ?”. One answer would be to differentiate the ODE, i.e.,

$$\frac{d^2y}{dt^2} = \frac{d}{dt} \left(\frac{dy}{dt} \right) = \frac{df(y, t)}{dt} = \frac{\partial f}{\partial y} \frac{dy}{dt} + \frac{\partial f}{\partial t} = \frac{\partial f}{\partial y} f + \frac{\partial f}{\partial t} \tag{1.20}$$

Then we can substitute Equation 1.20 in Equation 1.18:

$$y_{i+1} = y_i + f_i h + \left(\frac{\partial f}{\partial y} f + \frac{\partial f}{\partial t} \right)_i \frac{h^2}{2!} \tag{1.21}$$

where again subscript “ i ” means evaluated at point i .

As an example of the application of Equation 1.21, consider the model ODE

$$\frac{dy}{dt} = f(y, t) = \lambda y \tag{1.22}$$

where λ is a constant. Then

$$f_i = \lambda y_i$$

$$\left(\frac{\partial f}{\partial y} f + \frac{\partial f}{\partial t} \right)_i = \lambda (\lambda y_i)$$

(note: $\partial f/\partial t = 0$ since $f = \lambda y$ does not depend on t) and substitution in Equation 1.21 gives

$$y_{i+1} = y_i + \lambda y_i h + \lambda (\lambda y_i) \frac{h^2}{2!} = y_i (1 + \lambda h + (\lambda h)^2/2!)$$

$y_i (1 + \lambda h + (\lambda h)^2/2!)$ is the Taylor series of $y_i e^{\lambda h}$ up to and including the h^2 term, but $y_i e^{\lambda h}$ is the analytical solution to Equation 1.22 with the initial condition $y(t_i) = y_i$ for the integration step, $h = t_{i+1} - t_i$. Thus, as stated previously, Equation 1.21 fits the Taylor series of the analytical solution to Equation 1.22 up to and including the $(d^2y_i/dt^2)(h^2/2!)$ term.

Of course, we could, in principle, continue this process of including additional terms in the Taylor series, e.g., using the derivative of the second

derivative to arrive at the third derivative, etc. Clearly, however, the method quickly becomes cumbersome (and this is for only one ODE, Equation 1.1). Application of this *Taylor series method* to systems of ODEs involves a lot of differentiation. (Would we want to apply it to a system of 100 or 1000 ODEs? We think not.)

Ideally, we would like to have a higher-order ODE integration method (higher than the first-order Euler method) without having to take derivatives of the ODEs. Although this may seem like an impossibility, it can in fact be done by the *Runge Kutta (RK) method*. In other words, the *RK method can be used to fit the numerical ODE solution exactly to an arbitrary number of terms in the underlying Taylor series without having to differentiate the ODE*. We will investigate the RK method, which is the basis for the ODE integration routines described in this book.

The other important characteristic of a numerical integration algorithm (in addition to not having to differentiate the ODE) is a way of estimating the truncation error, ε , so that the integration step, h , can be adjusted to achieve a solution with a prescribed accuracy. This may also seem like an impossibility since it would appear that in order to compute ε we need to know the exact (analytical) solution. But if the exact solution is known, there would be no need to calculate the numerical solution. The answer to this apparent contradiction is the fact that we will calculate an *estimate of the truncation error* (and not the exact truncation error which would imply that we know the exact solution). To see how this might be done, consider computing a truncation error estimate for the Euler method. Again, we return to the Taylor series (which is the mathematical tool for most of the numerical analysis of ODE integration). Now we will expand the first derivative dy/dt

$$\frac{dy_{i+1}}{dt} = \frac{dy_i}{dt} + \frac{d^2y_i}{dt^2} \frac{h}{1!} + \dots \quad (1.23)$$

d^2y_i/dt^2 is the second derivative we require in Equation 1.18. If the Taylor series in Equation 1.23 is truncated after the h term, we can solve for this second derivative

$$\frac{d^2y_i}{dt^2} = \frac{\frac{dy_{i+1}}{dt} - \frac{dy_i}{dt}}{h} \quad (1.24)$$

Equation 1.24 seems logical, i.e., the second derivative is a *finite difference (FD) approximation* of the first derivative. Note that Equation 1.24 has the important property that we can compute the second derivative without having to differentiate the ODE; rather, all we have to do is use the ODE twice, at grid points i and $i + 1$. Thus, the previous differentiation of Equation 1.20 is avoided. However, note also that Equation 1.24 gives only an approximation for the second derivative since it results from truncating the Taylor series of Equation 1.23. Fortunately, the approximation of Equation 1.24 will generally

become increasingly accurate with decreasing h since the higher terms in h in Equation 1.23 (after the point of truncation) will become increasingly smaller.

Substituting Equation 1.24 in Equation 1.18 (truncated after the h^2 term) gives

$$\begin{aligned}
 y_{i+1} &= y_i + \frac{dy_i}{dt}h + \frac{d^2y_i}{dt^2} \frac{h^2}{2!} \\
 &= y_i + \frac{dy_i}{dt}h + \frac{\frac{dy_{i+1}}{dt} - \frac{dy_i}{dt}}{h} \frac{h^2}{2!} \\
 &= y_i + \frac{dy_i}{dt}h + \left(\frac{dy_{i+1}}{dt} - \frac{dy_i}{dt} \right) \frac{h}{2!} \\
 &= y_i + \left(\frac{dy_{i+1}}{dt} + \frac{dy_i}{dt} \right) \frac{h}{2!}
 \end{aligned}
 \tag{1.25}$$

Equation 1.25 is the well-known *modified Euler method* or *extended Euler method*. We would logically expect that for a given h , Equation 1.25 will give a more accurate numerical solution for the ODE than Equation 1.19. We will later demonstrate that this is so in terms of some ODE examples, and we will state more precisely how the truncation errors of Equations 1.19 and 1.25 vary with h .

Note that Equation 1.25 uses the derivative dy/dt averaged at points i and $i + 1$, as illustrated in Figure 1.2. Thus, whereas the derivative at i in Figure 1.1

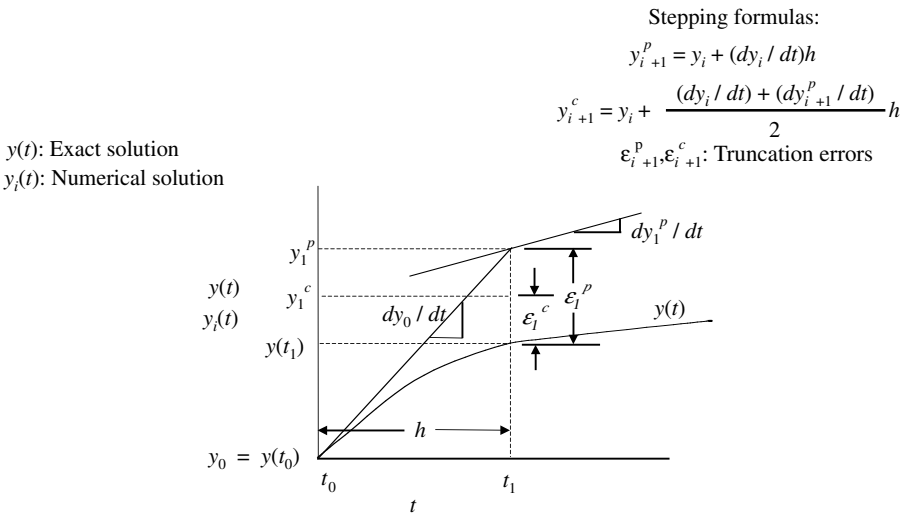


FIGURE 1.2
Modified Euler method.

is too large and causes the large overshoot of the numerical solution above the exact solution (and thus, a relatively large value of ε_i), the averaging of the derivatives at i and $i + 1$ in Figure 1.2 reduces this overshoot (and the truncation error is reduced from ε_i^p to ε_i^c).

Equation 1.25 can be rearranged into a more useful form. If we assume that the truncation error of Euler's method, ε_i , is due mainly to the second derivative term (d^2y_i/dt^2)($h^2/2!$) of Equation 1.18 (which will be the case if the higher-order terms in Equation 1.18 are negligibly small), then

$$\varepsilon_i = \frac{d^2y_i}{dt^2} \frac{h^2}{2!} = \frac{\frac{dy_{i+1}}{dt} - \frac{dy_i}{dt}}{h} \frac{h^2}{2!} = \left(\frac{dy_{i+1}}{dt} - \frac{dy_i}{dt} \right) \frac{h}{2!}$$

and Equation 1.25 can be written as a two-step algorithm:

$$y_{i+1}^p = y_i + \frac{dy_i}{dt} h \quad (1.26a)$$

$$\varepsilon_i = \left(\frac{dy_{i+1}^p}{dt} - \frac{dy_i}{dt} \right) \frac{h}{2!} \quad (1.26b)$$

$$y_{i+1}^c = y_i + \frac{dy_i}{dt} h + \varepsilon_i = y_{i+1}^p + \varepsilon_i \quad (1.26c)$$

With a little algebra, we can easily show that y_{i+1} of Equation 1.25 and y_{i+1}^p of Equation 1.26c are the same. While Equation 1.25 and Equations 1.26c are mathematically equivalent, Equations 1.26 have an advantage when used in a computer program. Specifically, an algorithm that automatically adjusts h to achieve a prescribed accuracy, tol , can be programmed in the following steps:

1. Compute y_{i+1}^p by the Euler method, Equation 1.26a. The superscript p in this case denotes a *predicted* value.
2. Compute the estimated error, ε_i , from Equation 1.26b. Note that $dy_{i+1}^p/dt = f(y_{i+1}^p, t_{i+1})$, where $t_{i+1} = t_i + h$.
3. Pose the question is $\varepsilon_i < tol$? If no, reduce h and return to 1. If yes, continue to 4.
4. Add ε_i from 3 to y_{i+1}^p to obtain y_{i+1}^c according to Equation 1.26c. The superscript c denotes a *corrected* value.
5. Increment i , advance t_i to t_{i+1} by adding h , go to 1. to take the next step along the solution.

The algorithm of Equations 1.26 is termed a *predictor-corrector* method, which we will subsequently discuss in terms of a computer program.

To conclude this introductory discussion of integration algorithms, we introduce the *RK notation*. If we define k_1 and k_2 (termed *Runge Kutta constants*

although they are not constant, but rather, vary along the solution) as

$$k_1 = f(y_i, t_i)h \quad (1.27a)$$

$$k_2 = f(y_i + k_1, t_i + h)h \quad (1.27b)$$

the Euler method of Equation 1.19 can be written as (keep in mind $dy/dt = f(y, t)$)

$$y_{i+1} = y_i + k_1 \quad (1.28)$$

and the modified Euler method of Equation 1.25 can be written

$$y_{i+1} = y_i + \frac{k_1 + k_2}{2} \quad (1.29)$$

(the reader should confirm that Equation 1.25 and Equation 1.29 are the same).

Also, the modified Euler method written in terms of an explicit error estimate, Equations 1.26, can be conveniently written in RK notation:

$$y_{i+1}^p = y_i + k_1 \quad (1.30a)$$

$$\varepsilon_i = \frac{(k_2 - k_1)}{2} \quad (1.30b)$$

$$y_{i+1}^c = y_i + k_1 + \frac{(k_2 - k_1)}{2} = y_i + \frac{(k_1 + k_2)}{2} \quad (1.30c)$$

However, the RK method is much more than just a convenient system of notation. As stated earlier, it is a method for fitting the underlying Taylor series of the ODE solution to any number of terms without having to differentiate the ODE (it requires only the first derivative in $dy/dt = f(y, t)$ as we observe in Equations 1.29 and 1.30). We next explore this important feature of the RK method, which is the mathematical foundation of the ODE integrators to be discussed subsequently.

1.3 The Runge Kutta Method

The RK method consists of a series of algorithms of increasing order. *There is only one first order RK method, the Euler method*, which fits the underlying Taylor series of the solution up to and including the first derivative term, as indicated by Equation 1.19.

The second-order RK method is actually a family of second-order methods; a particular member of this family is selected by choosing an arbitrary constant in the general second-order RK formulas. The origin of these formulas is

illustrated by the following development (based on the idea that the second-order RK method fits the Taylor series up to and including the second derivative term, $(d^2 y_i / dt^2)(h^2 / 2!)$).

We start the analysis with a general RK stepping formula of the form

$$y_{i+1} = y_i + c_1 k_1 + c_2 k_2 \quad (1.31a)$$

where k_1 and k_2 are RK “constants” of the form

$$k_1 = f(y_i, t_i)h \quad (1.31b)$$

$$k_2 = f(y_i + a_2 k_1(y_i, t_i), t_i + a_2 h)h = f(y_i + a_2 f(y_i, t_i)h, t_i + a_2 h)h \quad (1.31c)$$

and c_1 , c_2 and a_2 are constants to be determined.

If k_2 from Equation 1.31c is expanded in a Taylor series in two variables,

$$\begin{aligned} k_2 &= f(y_i + a_2 f(y_i, t_i)h, t_i + a_2 h)h \\ &= [f(y_i, t_i) + f_y(y_i, t_i)a_2 f(y_i, t_i)h + f_t(y_i, t_i)a_2 h]h + O(h^3) \end{aligned} \quad (1.32)$$

Substituting Equations 1.31b and 1.32 in Equation 1.31a gives

$$\begin{aligned} y_{i+1} &= y_i + c_1 f(y_i, t_i)h + c_2 [f(y_i, t_i) + f_y(y_i, t_i)a_2 f(y_i, t_i)h \\ &\quad + f_t(y_i, t_i)a_2 h]h + O(h^3) \\ &= y_i + (c_1 + c_2) f(y_i, t_i)h + c_2 [f_y(y_i, t_i)a_2 f(y_i, t_i) \\ &\quad + f_t(y_i, t_i)a_2]h^2 + O(h^3) \end{aligned} \quad (1.33)$$

Note that Equation 1.33 is a polynomial in increasing powers of h ; i.e., it has the form of a Taylor series. Thus, if we expand y_{i+1} in a Taylor series around y_i , we will obtain a polynomial of the same form, i.e., in increasing powers of h

$$\begin{aligned} y_{i+1} &= y_i + \frac{dy_i}{dt}h + \frac{d^2 y_i}{dt^2} \frac{h^2}{2!} + O(h^3) \\ &= y_i + f(y_i, t_i)h + \frac{df(y_i, t_i)}{dt} \frac{h^2}{2!} + O(h^3) \end{aligned} \quad (1.34)$$

where we have used $dy_i/dt = f(y_i, t_i)$, i.e., the ODE we wish to integrate numerically. To match Equations 1.33 and 1.34, term-by-term (with like powers of h), we need to have $[df(y_i, t_i)/dt](h^2/2!)$ in Equation 1.34 in the form of $f_y(y_i, t_i)a_2 f(y_i, t_i) + f_t(y_i, t_i)a_2$ in Equation 1.33.

If chain-rule differentiation is applied to $df(y_i, t_i)/dt$

$$\frac{df(y_i, t_i)}{dt} = f_y(y_i, t_i) \frac{dy_i}{dt} + f_t(y_i, t_i) = f_y(y_i, t_i)f(y_i, t_i) + f_t(y_i, t_i) \quad (1.35)$$

Substitution of Equation 1.35 in Equation 1.34 gives

$$y_{i+1} = y_i + f(y_i, t_i)h + [f_y(y_i, t_i)f(y_i, t_i) + f_t(y_i, t_i)] \frac{h^2}{2!} + O(h^3) \quad (1.36)$$

We can now equate coefficients of like powers of h in Equations 1.33 and 1.36

Power of h	Equation 1.33	Equation 1.36
h^0	y_i	y_i
h^1	$(c_1 + c_2)f(y_i, t_i)$	$f(y_i, t_i)$
h^2	$c_2 [f_y(y_i, t_i)a_2f(y_i, t_i) + f_t(y_i, t_i)a_2]$	$[f_y(y_i, t_i)f(y_i, t_i) + f_t(y_i, t_i)] \frac{1}{2!}$

Thus, we conclude

$$\begin{aligned} c_1 + c_2 &= 1 \\ c_2a_2 &= 1/2 \end{aligned} \quad (1.37)$$

This is a system of two equations in three unknowns or constants (c_1, c_2, a_2); thus, one constant can be selected arbitrarily (there are actually an infinite number of second-order RK methods, depending on the arbitrary choice of one of the constants in Equations 1.37). Here is one choice:

$$\begin{aligned} \text{Choose} \quad c_2 &= 1/2 \\ \text{Other constants} \quad c_1 &= 1/2 \\ a_2 &= 1 \end{aligned} \quad (1.38)$$

and the resulting second-order RK method is

$$\begin{aligned} y_{i+1} &= y_i + c_1k_1 + c_2k_2 = y_i + \frac{k_1 + k_2}{2} \\ k_1 &= f(y_i, t_i)h \\ k_2 &= f(y_i + a_2k_1(y_i, t_i), t_i + a_2h)h = f(y_i + f(y_i, t_i)h, t_i + h)h \end{aligned}$$

which is the modified Euler method, Equations 1.27, 1.28, and 1.29.

For the choice

$$\begin{aligned} \text{Choose} \quad c_2 &= 1 \\ \text{Other constants} \quad c_1 &= 0 \\ a_2 &= 1/2 \end{aligned} \quad (1.39)$$

the resulting second-order RK method is

$$y_{i+1} = y_i + c_1k_1 + c_2k_2 = y_i + k_2 \quad (1.40a)$$

$$k_1 = f(y_i, t_i)h \quad (1.40b)$$

$$\begin{aligned} k_2 &= f(y_i + a_2k_1(y_i, t_i), t_i + a_2h)h \\ &= f(y_i + (1/2)f(y_i, t_i)h, t_i + (1/2)h)h \\ &= f(y_i + (1/2)k_1, t_i + (1/2)h)h \end{aligned} \quad (1.40c)$$

$y(t)$: Exact solution
 $y_i(t)$: Numerical solution

Stepping formulas:

$$y_{i+1/2}^p = y_i + (dy_i / dt)h / 2$$

$$y_{i+1}^c = y_i + (dy_{i+1/2}^p / dt)h$$

ϵ_{i+1}^c : Truncation error

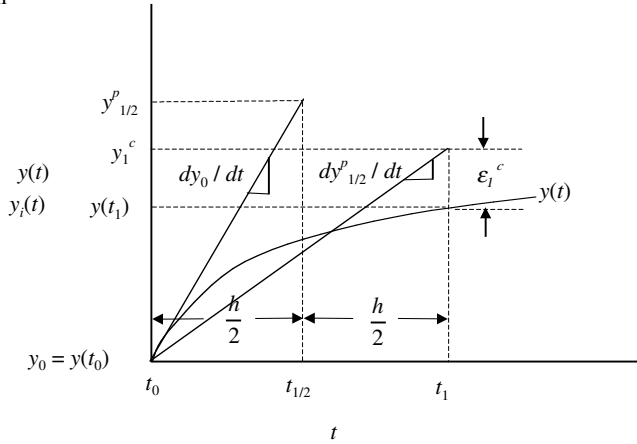


FIGURE 1.3
 Midpoint method.

which is the *midpoint method* illustrated in Figure 1.3. As the name suggests, an Euler step is used to compute a predicted value of the solution at the midpoint between points i and $i + 1$ according to Equation 1.40c. The corresponding midpoint derivative (k_2 of Equation 1.40c) is then used to advance the solution from i to $i + 1$ (according to Equation 1.40a).

Another choice of the constants in Equation 1.37 is (Iserles,² p. 84)

$$\begin{aligned} \text{Choose} & & c_2 &= 3/4 \\ \text{Other constants} & & c_1 &= 1/4 \\ & & a_2 &= 2/3 \end{aligned} \tag{1.41}$$

and therefore

$$y_{i+1} = y_i + (1/4)k_1 + (3/4)k_2 \tag{1.42a}$$

$$k_1 = f(y_i, t_i)h \tag{1.42b}$$

$$k_2 = f(y_i + (2/3)k_1, t_i + (2/3)h)h \tag{1.42c}$$

The third-order RK formulas are derived in the same way, but the partial differentiation is more complicated. Thus, we just state the beginning

equations and the final result (Iserles,² p. 40). The third order stepping formula is

$$y_{i+1} = y_i + c_1k_1 + c_2k_2 + c_3k_3 \tag{1.43a}$$

The RK constants are

$$k_1 = f(y_i, t_i)h \tag{1.43b}$$

$$k_2 = f(y_i + a_2k_1, t_i + a_2h)h \tag{1.43c}$$

$$k_3 = f(y_i + b_3k_1 + (a_3 - b_3)k_2, t_i + a_3h)h \tag{1.43d}$$

Four algebraic equations define the six constants $c_1, c_2, c_3, a_2, a_3, b_3$ (obtained by matching the stepping formula, Equation 1.43a, with the Taylor series up to and including the term $(d^3 y_i / dt^3)(h^3 / 3!)$)

$$c_1 + c_2 + c_3 = 1 \tag{1.43e}$$

$$c_2a_2 + c_3a_3 = 1/2 \tag{1.43f}$$

$$c_2a_2^2 + c_3a_3^2 = 1/3 \tag{1.43g}$$

$$c_3(a_3 - b_3)a_2 = 1/6 \tag{1.43h}$$

To illustrate the use of Equations 1.43e to 1.43h, we can take $c_2 = c_3 = \frac{3}{8}$, and from Equation 1.43e, $c_1 = 1 - \frac{3}{8} - \frac{3}{8} = \frac{2}{8}$. From Equation 1.43f

$$(3/8)a_2 + (3/8)a_3 = 1/2$$

or $a_2 = \frac{4}{3} - a_3$. From Equation 1.43g,

$$(3/8)(4/3 - a_3)^2 + (3/8)a_3^2 = 1/3$$

or $a_3 = \frac{2}{3}$ (by the quadratic formula). Thus, $a_2 = \frac{4}{3} - \frac{2}{3} = \frac{2}{3}$, and from Equation 1.43h,

$$(3/8)(2/3 - b_3)2/3 = 1/6$$

or $b_3 = 0$.

This particular third-order *Nystrom method* (Iserles,² p. 40) is therefore

$$y_{i+1} = y_i + (2/8)k_1 + (3/8)k_2 + (3/8)k_3 \tag{1.44a}$$

$$k_1 = f(y_i, t_i)h \tag{1.44b}$$

$$k_2 = f(y_i + (2/3)k_1, t_i + (2/3)h)h \tag{1.44c}$$

$$k_3 = f(y_i + (2/3)k_2, t_i + (2/3)h)h \tag{1.44d}$$

We next consider some MATLAB code which implements the Euler method of Equation 1.28, the modified Euler method of Equations 1.30, the second-order RK of Equations 1.42, and the third-order RK of Equations 1.44.

The objective is to investigate the accuracy of these RK methods in computing solutions to an ODE test problem.

1.4 Accuracy of RK Methods

We start with the numerical solution of a single ODE, Equation 1.3, subject to initial condition Equation 1.4, by the Euler and modified Euler methods, Equation 1.28 and Equations 1.30. The analytical solution, Equation 1.5, can be used to calculate the exact errors in the numerical solutions.

Equation 1.3 models the growth of tumors, and this important application is first described in the words of Braun¹ (the dependent variable in Equation 1.3 is changed from “y” to “V” corresponding to Braun’s notation where V denotes tumor volume).

It has been observed experimentally that “free living” dividing cells, such as bacteria cells, grow at a rate proportional to the volume of the dividing cells at that moment. Let $V(t)$ denote the volume of the dividing cells at time t . Then,

$$\frac{dV}{dt} = \lambda V \quad (1.45)$$

for some positive constant λ . The solution of Equation 1.45 is

$$V(t) = V_0 e^{\lambda(t-t_0)} \quad (1.46)$$

where V_0 is the volume of dividing cells at the initial time t_0 . Thus, free living dividing cells *grow exponentially* with time. One important consequence of Equation 1.46 is that the volume of the cells keeps doubling every time interval of length $\ln 2/\lambda$.

On the other hand, solid tumors do not grow exponentially with time. As the tumor becomes larger, the doubling time of the total tumor volume continuously increases. Various researchers have shown that the data for many solid tumors is fitted remarkably well, over almost a 1000-fold increase in tumor volume, by the equation (previously Equation 1.5)

$$V(t) = V_0 \exp\left(\frac{\lambda}{\alpha}(1 - \exp(-\alpha t))\right) \quad (1.47)$$

where $\exp(x) = e^x$, and λ and α are positive constants.

Equation 1.47 is usually referred to as a *Gompertzian* relation. It says that the tumor grows more and more slowly with the passage of time, and that it ultimately approaches the limiting volume $V_0 e^{\lambda/\alpha}$. Medical researchers have long been concerned with explaining this deviation from simple exponential growth. A great deal of insight into this problem can be gained by finding a differential equation satisfied by $V(t)$. Differentiating

Equation 1.47 gives

$$\begin{aligned}\frac{dV}{dt} &= V_0\lambda \exp(-\alpha t) \exp\left(\frac{\lambda}{\alpha}(1 - \exp(-\alpha t))\right) \\ &= \lambda e^{-\alpha t} V\end{aligned}\tag{1.48}$$

(formerly Equation 1.3).

Two conflicting theories have been advanced for the dynamics of tumor growth. They correspond to the two arrangements

$$\frac{dV}{dt} = (\lambda e^{-\alpha t})V\tag{1.48a}$$

$$\frac{dV}{dt} = \lambda(e^{-\alpha t})V\tag{1.48b}$$

of differential Equation 1.48. According to the first theory, the retarding effect of tumor growth is due to an increase in the mean generation time of the cells, without a change in the proportion of reproducing cells. As time goes on, the reproducing cells mature, or age, and thus divide more slowly. This theory corresponds to the bracketing of Equation 1.48a.

The bracketing of Equation 1.48b suggests the mean generation time of the dividing cells remains constant, and the retardation of growth is due to a loss in reproductive cells in the tumor. One possible explanation for this is that a *necrotic region* develops in the center of the tumor. This necrosis appears at a critical size for a particular type of tumor, and thereafter, the necrotic “core” increases rapidly as the total tumor mass increases. According to this theory, a necrotic core develops because in many tumors the supply of blood, and thus of oxygen and nutrients, is almost completely confined to the surface of the tumor and a short distance beneath it. As the tumor grows, the supply of oxygen to the central core by diffusion becomes more and more difficult, resulting in the formation of a necrotic core.

We can note the following interesting ideas about this problem:

- Equation 1.48 is a linear, variable coefficient ODE; it can also be considered to have a variable eigenvalue.
- The application of mathematical analysis to tumor dynamics apparently started with a “solution” to an ODE, i.e., Equation 1.47.
- To gain improved insight into tumor dynamics, the question was posed “Is there an ODE corresponding to Equation 1.47?”
- Once an ODE was found (Equation 1.48), it helped explain why the solution, Equation 1.47, represents tumor dynamics so well.
- This is a reversal of the usual process of starting with a differential equation model, then using the solution to explain the performance of the problem system.

A MATLAB program that implements the solution of Equation 1.48 using the Euler and modified Euler methods, Equations 1.28 and 1.30, follows:

```

%
% Program 1.1
% Tumor model of eqs. (1.47), (1.48)
%
% Model parameters
V0=1.0;
lambda=1.0;
alpha=1.0;
%
% Step through cases
for ncase=1:4
%
% Integration step
if(ncase==1)h=1.0 ;nsteps=1 ;end
if(ncase==2)h=0.1 ;nsteps=10 ;end
if(ncase==3)h=0.01 ;nsteps=100 ;end
if(ncase==4)h=0.001;nsteps=1000;end
%
% Variables for ODE integration
tf=10.0;
t=0.0;
%
% Initial condition
V1=V0;
V2=V0;
%
% Print heading
fprintf('\n\nh = %6.3f\n',h);
fprintf(...
'      t          Ve          V1          errV1          estV1
          V2          errV2\n')
%
% Continue integration
while t<0.999*tf
%
% Take nsteps integration steps
for i=1:nsteps
%
% Store solution at base point
V1b=V1;
V2b=V2;
tb=t;
%
% RK constant k1
k11=lambda*exp(-alpha*t)*V1*h;

```

```

    k12=lambda*exp(-alpha*t)*V2*h;
%
% RK constant k2
V1=V1b+k11;
V2=V2b+k12;
    t=tb+h;
    k22=lambda*exp(-alpha*t)*V2*h;
%
% RK step
V2=V2b+(k12+k22)/2.0;
    t=tb+h;
end
%
% Print solutions and errors
Ve=V0*exp((lambda/alpha)*(1.0-exp(-alpha*t)));
errV1=V1-Ve;
errV2=V2-Ve;
estV1=V2-V1;
fprintf('%5.1f%9.4f%9.4f%15.10f%15.10f%9.4f%15.10f\n',...
        t, Ve, V1, errV1, estV1, V2, errV2);
%
% Continue integration
end
%
% Next case
end

```

Program 1.1

MATLAB program for the integration of Equation 1.48 by the modified Euler method of Equations 1.28 and 1.30

We can note the following points about Program 1.1:

- The initial condition and the parameters of Equation 1.48 are first defined (note that % defines a comment in MATLAB):

```

%
% Model parameters
V0=1.0;
lambda=1.0;
alpha=1.0;

```

- The program then steps through four cases corresponding to the integration steps $h = 1.0, 0.1, 0.01, 0.001$:

```

%
% Step through cases
for ncase=1:4

```

```

%
% Integration step
if(ncase==1)h=1.0 ;nsteps=1 ;end
if(ncase==2)h=0.1 ;nsteps=10 ;end
if(ncase==3)h=0.01 ;nsteps=100 ;end
if(ncase==4)h=0.001;nsteps=1000;end

```

For each h , the corresponding number of integration steps is $nsteps$. Thus, the product $(h)(nsteps) = 1$ unit in t for each output from the program; i.e., the output from the program is at $t = 0, 1, 2, \dots, 10$.

- For each case, the initial and final values of t are defined, i.e., $t = 0, tf = 10$, and the initial condition, $V(0) = V0$ is set to start the solution:

```

%
% Variables for ODE integration
tf=10.0;
t=0.0;
%
% Initial condition
V1=V0;
V2=V0;

```

Two initial conditions are set, one for the Euler solution, computed as $V1$, and one for the modified Euler solution, $V2$ (subsequently, we will program the solution vector, in this case $[V1 \ V2]^T$, as a one-dimensional (1D) array).

- A heading indicating the integration step, h , and the two numerical solutions is then displayed. “...” indicates a line is to be continued on the next line. (Note: ... does not work in a character string delineated by single quotes, so the character string in the second *fprintf* statement has been placed on two lines in order to fit within the available page width; to execute this program, the character string should be returned to one line.)

```

%
% Print heading
fprintf('\n\nh = %6.3f\n',h);
fprintf(...
'      t          Ve          V1          errV1          estV1
          V2          errV2\n')

```

- A *while* loop then computes the solution until the final time, tf , is reached:

```

%
% Continue integration
while t<0.999*tf

```

Of course, at the beginning of the execution, $t = 0$ so the *while* loop continues.

- *nsteps* Euler and modified Euler steps are then taken:

```
%
% Take nsteps integration steps
for i=1:nsteps
%
%   Store solution at base point
   V1b=V1;
   V2b=V2;
   tb=t;
```

At each point along the solution (point i), the solution is stored for subsequent use in the numerical integration.

- The first RK constant, k_1 , is then computed for each dependent variable in $[V1 \ V2]^T$ according to Equation 1.27a:

```
%
%   RK constant k1
   k11=lambda*exp(-alpha*t)*V1*h;
   k12=lambda*exp(-alpha*t)*V2*h;
```

Note that we have used the RHS of the ODE, Equation 1.48, in computing k_1 . k_{11} is k_1 for $V1$, and k_{12} is k_1 for $V2$. Subsequently, the RK constants will be programmed as 1D arrays, e.g., $[k_1(1) \ k_1(2)]^T$.

- The solution is then advanced from the base point according to Equation 1.28:

```
%
%   RK constant k2
   V1=V1b+k11;
   V2=V2b+k12;
   t=tb+h;
   k22=lambda*exp(-alpha*t)*V2*h;
```

The second RK constant, k_2 for $V2$, is then computed according to Equation 1.27b. At the same time, the independent variable, t , is advanced.

- The modified Euler solution, $V2$, is then computed according to Equation 1.29:

```
%
%   RK step
   V2=V2b+(k12+k22)/2.0;
   t=tb+h;
end
```

The advance of the independent variable, t , was done previously and is therefore redundant; it is done again just to emphasize the advance in t

for the modified Euler method. The *end* statement ends the loop of *nsteps* steps, starting with

```
for i=1:nsteps
```

- The exact solution, V_e , is computed from Equation 1.47. The exact error in the Euler solution, $errV1$, and in the modified Euler solution, $errV2$, are then computed. Finally, the difference in the two solutions, $estV1 = V2 - V1$, is computed as an estimate of the error in $V1$. The independent variable, t , the two dependent variables, $V1$, $V2$, and the three errors, $errV1$, $errV2$, $estV1$, are then displayed.

```
%
% Print solutions and errors
Ve=V0*exp((lambda/alpha)*(1.0-exp(-alpha*t)));
errV1=V1-Ve;
errV2=V2-Ve;
estV1=V2-V1;
fprintf('%5.1f%9.4f%9.4f%15.10f%15.10f%9.4f
        %15.10f\n',...t, Ve, V1, errV1, estV1, V2, errV2);
```

The output from the *fprintf* statement is considered subsequently.

- The *while* loop is then terminated, followed by the end of the *for* loop that sets *ncase*:

```
%
% Continue integration
end
%
% Next case
end
```

We now consider the output from this program listed below (reformatted slightly to fit on a printed page):

```
h = 1.000
```

```
Euler method
```

t	Ve	V1	errV1	estV1
1.0	1.8816	2.0000	0.1184036125	-0.1321205588
2.0	2.3742	2.7358	0.3615489626	-0.3514091013
3.0	2.5863	3.1060	0.5197432882	-0.4929227741
4.0	2.6689	3.2606	0.5916944683	-0.5573912375
5.0	2.7000	3.3204	0.6203353910	-0.5830821148
6.0	2.7116	3.3427	0.6311833526	-0.5928173392
7.0	2.7158	3.3510	0.6352171850	-0.5964380611
8.0	2.7174	3.3541	0.6367070277	-0.5977754184

9.0	2.7179	3.3552	0.6372559081	-0.5982681335
10.0	2.7182	3.3556	0.6374579380	-0.5984494919

modified Euler method

t	Ve	V2	errV2
1.0	1.8816	1.8679	-0.0137169464
2.0	2.3742	2.3843	0.0101398613
3.0	2.5863	2.6131	0.0268205142
4.0	2.6689	2.7033	0.0343032307
5.0	2.7000	2.7373	0.0372532762
6.0	2.7116	2.7499	0.0383660134
7.0	2.7158	2.7546	0.0387791239
8.0	2.7174	2.7563	0.0389316092
9.0	2.7179	2.7569	0.0389877746
10.0	2.7182	2.7572	0.0390084461

h = 0.100

Euler method

t	Ve	V1	errV1	estV1
1.0	1.8816	1.8994	0.0178364041	-0.0178773733
2.0	2.3742	2.4175	0.0433341041	-0.0430037365
3.0	2.5863	2.6438	0.0575343031	-0.0569959440
4.0	2.6689	2.7325	0.0635808894	-0.0629558472
5.0	2.7000	2.7660	0.0659265619	-0.0652682467
6.0	2.7116	2.7784	0.0668064211	-0.0661356782
7.0	2.7158	2.7829	0.0671324218	-0.0664570816
8.0	2.7174	2.7846	0.0672526658	-0.0665756310
9.0	2.7179	2.7852	0.0672969439	-0.0666192852
10.0	2.7182	2.7855	0.0673132386	-0.0666353503

modified Euler method

t	Ve	V2	errV2
1.0	1.8816	1.8816	-0.0000409693
2.0	2.3742	2.3745	0.0003303677
3.0	2.5863	2.5868	0.0005383591
4.0	2.6689	2.6696	0.0006250422
5.0	2.7000	2.7007	0.0006583152
6.0	2.7116	2.7122	0.0006707429

7.0	2.7158	2.7165	0.0006753402
8.0	2.7174	2.7180	0.0006770348
9.0	2.7179	2.7186	0.0006776587
10.0	2.7182	2.7188	0.0006778883

h = 0.010

Euler method

t	Ve	V1	errV1	estV1
1.0	1.8816	1.8835	0.0018696826	-0.0018697473
2.0	2.3742	2.3786	0.0044269942	-0.0044231149
3.0	2.5863	2.5921	0.0058291952	-0.0058231620
4.0	2.6689	2.6754	0.0064227494	-0.0064158254
5.0	2.7000	2.7067	0.0066525021	-0.0066452372
6.0	2.7116	2.7183	0.0067386119	-0.0067312197
7.0	2.7158	2.7226	0.0067705073	-0.0067630680
8.0	2.7174	2.7242	0.0067822704	-0.0067748139
9.0	2.7179	2.7247	0.0067866019	-0.0067791389
10.0	2.7182	2.7249	0.0067881959	-0.0067807306

modified Euler method

t	Ve	V2	errV2
1.0	1.8816	1.8816	-0.0000000647
2.0	2.3742	2.3742	0.0000038793
3.0	2.5863	2.5863	0.0000060332
4.0	2.6689	2.6690	0.0000069239
5.0	2.7000	2.7000	0.0000072649
6.0	2.7116	2.7116	0.0000073922
7.0	2.7158	2.7158	0.0000074392
8.0	2.7174	2.7174	0.0000074566
9.0	2.7179	2.7180	0.0000074629
10.0	2.7182	2.7182	0.0000074653

h = 0.001

Euler method

t	Ve	V1	errV1	estV1
1.0	1.8816	1.8818	0.0001878608	-0.0001878611
2.0	2.3742	2.3747	0.0004436596	-0.0004436202

3.0	2.5863	2.5868	0.0005836997	-0.0005836386
4.0	2.6689	2.6696	0.0006429444	-0.0006428744
5.0	2.7000	2.7007	0.0006658719	-0.0006657985
6.0	2.7116	2.7122	0.0006744643	-0.0006743896
7.0	2.7158	2.7165	0.0006776469	-0.0006775717
8.0	2.7174	2.7180	0.0006788206	-0.0006787453
9.0	2.7179	2.7186	0.0006792528	-0.0006791774
10.0	2.7182	2.7188	0.0006794118	-0.0006793364

modified Euler method

t	Ve	V2	errV2
1.0	1.8816	1.8816	-0.0000000003
2.0	2.3742	2.3742	0.0000000394
3.0	2.5863	2.5863	0.0000000610
4.0	2.6689	2.6689	0.0000000700
5.0	2.7000	2.7000	0.0000000734
6.0	2.7116	2.7116	0.0000000747
7.0	2.7158	2.7158	0.0000000751
8.0	2.7174	2.7174	0.0000000753
9.0	2.7179	2.7179	0.0000000754
10.0	2.7182	2.7182	0.0000000754

We can note the following points about this output:

- Considering first the output for the Euler method at $t = 1$:

h	Ve	$V1$	$errV1$	$estV1$	$V1 + estV1$
1	1.8816	2.0000	0.1184036125	-0.1321205588	1.8679
0.1	1.8816	1.8994	0.0178364041	-0.0178773733	1.8815
0.01	1.8816	1.8835	0.0018696826	-0.0018697473	1.8816
0.001	1.8816	1.8818	0.0001878608	-0.0001878611	1.8816

We can note the following points for this output:

- The exact error, $errV1$, decreases linearly with integration step, h . For example, when h is decreased from 0.01 to 0.001, $errV1$ decreases from 0.0018696826 to 0.0001878608. Roughly speaking, as the decimal point in h moves one place, the decimal point in $errV1$ moves one place. However, this is true only when h becomes small (so that higher-order terms in the underlying Taylor series become negligibly small).
- Thus, the error in the Euler method is proportional to h

$$errV1 = Ch^1$$

where C is a constant. The Euler method is therefore termed *first order in h* or *first order correct* or *of order h* , which is usually designated as

$$errV1 = O(h)$$

where “ O ” denotes “of order.”

- The estimated error, $estV1$ is also *first order in h* (note again, that as h is decreased by a factor of $1/10$, $estV1$ decreases by a factor of $1/10$). Furthermore, the estimated error, $estV1$, approaches the exact error, $errV1$ for small h . This is an important point since the estimated error *can be computed without knowing the exact solution*; in other words, we can *estimate the error in the numerical solution without knowing the exact solution*. The estimated error, $estV1 = V2 - V1$ is the same as ε_i given by Equation 1.26b and discussed in words following Equations 1.26.
- If the estimated error, $estV1$, is added as a correction to the numerical solution, $V1$, the corrected solution (in the last column) is much closer to the exact solution, Ve . Thus, the estimated error can not only be used to judge the accuracy of the numerical solution, and thereby used to decrease h if necessary to meet a specified error tolerance (see again Equation 1.26b and the subsequent discussion), but the estimated error can be *used as a correction for the numerical solution to obtain a more accurate solution*. We will make use of these important features of the estimated error in the subsequent routines that automatically adjust the step, h , to achieve a specified accuracy.
- Considering next the output for the modified Euler method at $t = 1$:

h	Ve	$V2$	$errV2$
1	1.8816	1.8679	-0.0137169464
0.1	1.8816	1.8816	-0.0000409693
0.01	1.8816	1.8816	-0.0000000647
0.001	1.8816	1.8816	-0.0000000003

We can note the following points for this output:

- The exact error for the modified Euler method, $errV2$, is substantially smaller than the error for the Euler method, $errV1$ and $estV1$. This is to be expected since the modified Euler method includes the second derivative term in the Taylor series, $(d^2y/dt^2)(h^2/2!)$, while the Euler method includes only the first derivative term, $(dy/dt)(h/1!)$.
- In other words, the exact error, $errV2$, decreases much faster with h than does $errV1$. The order of this decrease is difficult to assess from the solution at $t = 1$. For example, when h is decreased from 0.1 to 0.01, the number of zeros after the decimal point increases from four (-0.000040969) to seven (-0.0000000647) (or roughly, a decrease of $1/1000$). But when h decreases from 0.01 to 0.001, the number of zeros

after the decimal point only increases from seven (-0.0000000647) to nine (-0.0000000003) (or roughly, a decrease of $1/100$). Thus, is the order of the modified Euler method $O(h^2)$ or $O(h^3)$?

- We come to a somewhat different conclusion if we consider the modified Euler solution at $t = 10$:

h	Ve	$V2$	$errV2$
1	2.7182	2.7572	0.0390084461
0.1	2.7182	2.7188	0.0006778883
0.01	2.7182	2.7182	0.0000074653
0.001	2.7182	2.7182	0.0000000754

We can note the following points for this output:

- The error, $errV2$, now appears to be *second order*. For example, when h is reduced from 0.1 to 0.01, the error decreases from 0.0006778883 to 0.0000074653, a decrease of approximately $1/100$. Similarly, when h is reduced from 0.01 to 0.001, the error decreases from 0.0000074653 to 0.0000000754, again a decrease of approximately $1/100$. Thus, we can conclude that at least for this numerical output at $t = 10$, the modified Euler method appears to be second order correct, i.e.,

$$errV2 = O(h^2)$$

We shall generally find this to be the case (the modified Euler method is second order), although, clearly, there can be exceptions (i.e., the output at $t = 1$).

- Finally, we can come to some additional conclusions when comparing the output for the Euler and modified Euler methods:
 - Generally, for both methods, the accuracy of the numerical solutions can be improved by decreasing h . This process is termed *h refinement*, and is an important procedure in ODE library integration routines, i.e., decreasing h to improve the solution accuracy.
 - An error in the numerical solution, in this case $estV1$, can be estimated by subtracting the solutions from two methods of different orders, i.e., $estV1 = V2 - V1$. This estimated error can then be used to adjust h to achieve a solution of prescribed accuracy (see Equations 1.26). This procedure of subtracting solutions of different order is termed *p refinement* since generally the order of the approximations is stated in terms of a variable “ p ”, i.e.,

$$error = O(h^p)$$

In the present case, $p = 1$ for the Euler method (it is first order correct), and $p = 2$ for the modified Euler method (it is second order correct). Thus, by using the p refinement of increasing p from 1 to 2,

we can estimate the error in the numerical solution (without having to know the exact solution), and thereby make some adjustments in h to achieve a specified accuracy.

- The integration errors we have been considering are called *truncation errors* since they result from truncation of the underlying Taylor series (after $(dy/dt)(h/1!)$ and $(d^2y/dt^2)(h^2/2!)$ for the Euler and modified Euler methods, respectively).
- The preceding analysis and conclusions are based on a sufficiently small value of h that the higher-order terms (in h) in the Taylor series (after the point of truncation) are negligibly small.
- We have not produced a rigorous proof of $O(h)$ and $O(h^2)$ for the Euler method and modified Euler method. Rather, all of the preceding analysis was through the use of a single, linear ODE, Equation 1.48. Thus, we cannot conclude that these *order conditions* are generally true (for any system of ODEs). Fortunately, they have been observed to be approximately correct for many ODE systems, both linear and nonlinear.
- Higher-order RK algorithms that fit more of the terms of the underlying Taylor series are available (consider the third-order RK method of Equations 1.44). The preceding error analysis can be applied to them in the same way, and we will now consider again the results for the numerical solution of Equation 1.48. In other words, we can consider h and p refinement for higher-order RK methods.
- The higher order of the modified Euler method, $O(h^2)$, relative to the Euler method, $O(h)$, was achieved through additional computation. Specifically, in the preceding MATLAB program, the Euler method required only one *derivative evaluation* (use of Equation 1.48) for each step along the solution, while the modified Euler method required two derivative evaluations for each step along the solution. In other words, we pay a “computational price” of additional derivative evaluations when using higher-order methods (that fit more of the underlying Taylor series). However, this additional computation is usually well worth doing (consider the substantially more accurate solution of Equation 1.48 when using the modified Euler method relative to the Euler method, and how much more quickly the error dropped off with decreasing h , i.e., $O(h^2)$ vs. $O(h)$). Generally, an increase in the order of the method of one (e.g., $O(h)$ to $O(h^2)$) requires one additional derivative evaluation for order up to and including four; beyond fourth order, increasing the order of accuracy by one will require more than one additional derivative evaluation (we shall observe this for a fifth-order RK method to be discussed subsequently).
- In all of the preceding discussion, we have assumed that the solution to an ODE system can be represented by a Taylor series (or a truncated

Taylor series), which is basically a polynomial in h . Of course, this does not have to be the case, but we are assuming that in using numerical ODE integration algorithms, for sufficiently small h , the Taylor series approximation of the solution is sufficiently accurate for the given ODE application.

- The RK method is particularly attractive since it can be formulated for increasing orders (more terms in the Taylor series) without having to differentiate the differential equation to produce the higher-order derivatives required in the Taylor series. Thus, all we have to do in the programming of an ODE system is numerically evaluate the derivatives defined by the ODEs.
- As we shall see in subsequent examples, the RK method can be applied to the $n \times n$ problem (n ODEs in n unknowns) as easily as we applied it to the 1×1 problem of Equation 1.48. Thus, it is a general procedure for the solution of systems of ODEs of virtually any order ($n \times n$) and complexity (which is why it is so widely used). In other words, the RK algorithms (as well as other well-established integration algorithms) are a powerful tool in the use of ODEs in science and engineering; we shall see that the same is also true for PDEs.

We now conclude this section by considering the errors in the numerical solution of Equation 1.48 with a (2, 3) RK pair (i.e., $O(h^2)$ and $O(h^3)$ in analogy with the (1, 2) pair of the Euler and modified Euler methods), and then a (4, 5) pair ($O(h^4)$ and $O(h^5)$). This error analysis will establish that the expected order conditions are realized and also will provide two higher RK pairs that we can then put into library ODE integration routines.

The (2, 3) pair we considered previously (Equations 1.42 and 1.44) is coded in the following program. Here we have switched back from the dependent variable V used previously in Equation 1.48 to the more commonly used y in Equation 1.3. Also, y_2 is the solution of Equation 1.3 using the second-order RK of Equations 1.42 while y_3 is the solution using the third-order RK of Equations 1.44.

```
%
% Program 1.2
% Tumor model of eqs. (1.47), (1.48)
% (or eqs. (1.3), (1.4), (1.5))
%
% Model parameters
y0=1.0;
lambda=1.0;
alpha=1.0;
%
% Step through cases
for ncase=1:4
```



```

%
% Integration step
if(ncase==1)h=1.0 ;nsteps=1 ;end
if(ncase==2)h=0.1 ;nsteps=10 ;end
if(ncase==3)h=0.01 ;nsteps=100 ;end
if(ncase==4)h=0.001;nsteps=1000;end
%
% Variables for ODE integration
tf=10.0;
t=0.0;
%
% Initial condition
y2=y0;
y3=y0;
%
% Print heading
fprintf('\n\nh = %6.3f\n',h);
fprintf(...
'      t          ye          y2          erry2          esty2
          y3          erry3\n')
%
% Continue integration
while t<0.999*tf
%
% Take nsteps integration steps
for i=1:nsteps
%
% Store solution at base point
y2b=y2;
y3b=y3;
tb=t;
%
% RK constant k1
k12=lambda*exp(-alpha*t)*y2*h;
k13=lambda*exp(-alpha*t)*y3*h;
%
% RK constant k2
y2=y2b+(2.0/3.0)*k12;
y3=y3b+(2.0/3.0)*k13;
t=tb +(2.0/3.0)*h;
k22=lambda*exp(-alpha*t)*y2*h;
k23=lambda*exp(-alpha*t)*y3*h;
%
% RK integration K3
y3=y3b+(2.0/3.0)*k23;

```

```

        t=tb +(2.0/3.0)*h;
        k33=lambda*exp(-alpha*t)*y3*h;
%
%   RK step
        y2=y2b+(1.0/4.0)*k12+(3.0/4.0)*k22;
        y3=y3b+(1.0/4.0)*k13+(3.0/8.0)*k23+(3.0/8.0)*k33;
        t=tb+h;
    end
%
% Print solutions and errors
    ye=y0*exp((lambda/alpha)*(1.0-exp(-alpha*t)));
    erry2=y2-ye;
    erry3=y3-ye;
    esty2=y3-y2;
    fprintf('%5.1f%9.4f%9.4f%15.10f%15.10f%9.4f%15.10f\n',...
            t,ye,y2,erry2,esty2,y3,erry3);
%
% Continue integration
    end
%
% Next case
    end

```

Program 1.2

Program for the integration of Equation 1.48 by the RK (2, 3) pair of Equations 1.42 and 1.44

Program 1.2 closely parallels Program 1.1. The only essential difference is the coding of the RK (2, 3) pair of Equations 1.42 and 1.44 in place of the RK (1, 2) pair of Equations 1.28 and 1.29. We can note the following points about Program 1.2:

- Initial condition (Equation 1.4) is again set for y_2 and y_3 to start the numerical solutions:

```

%
% Initial condition
    y2=y0;
    y3=y0;

```

- The integration proceeds with the outer *while* loop (that eventually reaches the final time, t_f), and an inner *for* loop that takes $nsteps$ RK steps for each output. For each pass through the inner loop, the solution is stored at the base point for subsequent use in the RK formulas:

```

%
% Continue integration
    while t<0.999*tf

```

```

%
% Take nsteps integration steps
  for i=1:nsteps
%
%   Store solution at base point
      y2b=y2;
      y3b=y3;
      tb=t;

```

- The RK constant k_1 is computed for each dependent variable by using Equation 1.3 (k_{12} for the k_1 of y_2 and k_{13} for the k_1 of y_3):

```

%
%   RK constant k1
      k12=lambda*exp(-alpha*t)*y2*h;
      k13=lambda*exp(-alpha*t)*y3*h;

```

- The solution is then advanced from the base point using a $\frac{2}{3}$ weighting applied to k_1 and h (in accordance with Equations 1.42 and 1.44):

```

%
%   RK constant k2
      y2=y2b+(2.0/3.0)*k12;
      y3=y3b+(2.0/3.0)*k13;
      t=tb+(2.0/3.0)*h;
      k22=lambda*exp(-alpha*t)*y2*h;
      k23=lambda*exp(-alpha*t)*y3*h;

```

This advance of the dependent and independent variables sets the stage for the calculation of k_2 (again, using Equation 1.3).

- k_3 is computed for y_3 (it is not required for y_2):

```

%
%   RK integration K3
      y3=y3b+(2.0/3.0)*k23;
      t=tb+(2.0/3.0)*h;
      k33=lambda*exp(-alpha*t)*y3*h;

```

- All the required RK constants have now been computed, and the solutions can be advanced to the next point using the stepping formulas:

```

%
%   RK step
      y2=y2b+(1.0/4.0)*k12+(3.0/4.0)*k22;
      y3=y3b+(1.0/4.0)*k13+(3.0/8.0)*k23+(3.0/8.0)*k33;
      t=tb+h;
  end

```

Note that the stepping formula for y_2 does not include k_3 . The *end* statement concludes the *for* loop that is executed *nsteps* times.

- The solutions, y_2 and y_3 , and associated errors are then displayed:

```
%
% Print solutions and errors
ye=y0*exp((lambda/alpha)*(1.0-exp(-alpha*t)));
erry2=y2-ye;
erry3=y3-ye;
esty2=y3-y2;
fprintf('%5.1f%9.4f%9.4f%15.10f%15.10f%9.4f
        %15.10f\n',...t, ye, y2, erry2, esty2, y3, erry3);
```

- Finally, the *while* loop is concluded, followed by the *for* loop that sets the values of h , and the initial and final values of t :

```
%
% Continue integration
end
%
% Next case
end
```

- Note that Equation 1.3 was used twice to compute k_1 and k_2 for y_2 (two derivative evaluations), and Equation 1.3 was used three times to compute k_1 , k_2 , and k_3 for y_3 (three derivative evaluations). This again illustrates the additional computation required, in this case, the calculation of k_3 , to achieve higher-order results ($O(h^3)$ rather than $O(h^2)$). This improved accuracy is evident in the following output from Program 1.2.

The output from Program 1.2 is listed below (again, with some minor formatting to fit on a printed page):

$h = 1.000$

Second order RK

t	ye	y2	erry2	esty2
1.0	1.8816	1.8918	0.0101750113	-0.0185221389
2.0	2.3742	2.3995	0.0252529307	-0.0352289432
3.0	2.5863	2.6170	0.0307095187	-0.0408693758
4.0	2.6689	2.7014	0.0324302424	-0.0425724266
5.0	2.7000	2.7330	0.0330043494	-0.0431262652
6.0	2.7116	2.7448	0.0332064307	-0.0433188969
7.0	2.7158	2.7491	0.0332794779	-0.0433881911
8.0	2.7174	2.7507	0.0333061722	-0.0434134670
9.0	2.7179	2.7513	0.0333159682	-0.0434227360
10.0	2.7182	2.7515	0.0333195687	-0.0434261419

Third order RK

t	ye	y3	erry3
1.0	1.8816	1.8732	-0.0083471276
2.0	2.3742	2.3642	-0.0099760125
3.0	2.5863	2.5761	-0.0101598572
4.0	2.6689	2.6588	-0.0101421842
5.0	2.7000	2.6899	-0.0101219158
6.0	2.7116	2.7014	-0.0101124662
7.0	2.7158	2.7057	-0.0101087132
8.0	2.7174	2.7073	-0.0101072948
9.0	2.7179	2.7078	-0.0101067678
10.0	2.7182	2.7081	-0.0101065733

h = 0.100

Second order RK

t	ye	y2	erry2	esty2
1.0	1.8816	1.8819	0.0003179977	-0.0003270335
2.0	2.3742	2.3748	0.0005660244	-0.0005762943
3.0	2.5863	2.5869	0.0006477190	-0.0006581264
4.0	2.6689	2.6696	0.0006733478	-0.0006837363
5.0	2.7000	2.7007	0.0006819708	-0.0006923405
6.0	2.7116	2.7122	0.0006850226	-0.0006953838
7.0	2.7158	2.7165	0.0006861284	-0.0006964862
8.0	2.7174	2.7181	0.0006865329	-0.0006968894
9.0	2.7179	2.7186	0.0006866814	-0.0006970374
10.0	2.7182	2.7188	0.0006867360	-0.0006970918

Third order RK

t	ye	y3	erry3
1.0	1.8816	1.8816	-0.0000090358
2.0	2.3742	2.3742	-0.0000102699
3.0	2.5863	2.5862	-0.0000104074
4.0	2.6689	2.6689	-0.0000103885
5.0	2.7000	2.7000	-0.0000103698
6.0	2.7116	2.7115	-0.0000103611
7.0	2.7158	2.7158	-0.0000103577
8.0	2.7174	2.7174	-0.0000103564
9.0	2.7179	2.7179	-0.0000103560
10.0	2.7182	2.7181	-0.0000103558

h = 0.010

Second Order RK

t	ye	y2	erry2	esty2
1.0	1.8816	1.8816	0.0000035779	-0.0000035865
2.0	2.3742	2.3742	0.0000062016	-0.0000062112
3.0	2.5863	2.5863	0.0000070634	-0.0000070731
4.0	2.6689	2.6690	0.0000073355	-0.0000073451
5.0	2.7000	2.7000	0.0000074275	-0.0000074371
6.0	2.7116	2.7116	0.0000074601	-0.0000074697
7.0	2.7158	2.7158	0.0000074720	-0.0000074815
8.0	2.7174	2.7174	0.0000074763	-0.0000074859
9.0	2.7179	2.7180	0.0000074779	-0.0000074875
10.0	2.7182	2.7182	0.0000074785	-0.0000074880

Third order RK

t	ye	y3	erry3
1.0	1.8816	1.8816	-0.0000000085
2.0	2.3742	2.3742	-0.0000000096
3.0	2.5863	2.5863	-0.0000000096
4.0	2.6689	2.6689	-0.0000000096
5.0	2.7000	2.7000	-0.0000000096
6.0	2.7116	2.7116	-0.0000000096
7.0	2.7158	2.7158	-0.0000000095
8.0	2.7174	2.7174	-0.0000000095
9.0	2.7179	2.7179	-0.0000000095
10.0	2.7182	2.7182	-0.0000000095

h = 0.001

Second order RK

t	ye	y2	erry2	esty2
1.0	1.8816	1.8816	0.0000000362	-0.0000000362
2.0	2.3742	2.3742	0.0000000626	-0.0000000626
3.0	2.5863	2.5863	0.0000000713	-0.0000000713
4.0	2.6689	2.6689	0.0000000740	-0.0000000740
5.0	2.7000	2.7000	0.0000000749	-0.0000000749
6.0	2.7116	2.7116	0.0000000752	-0.0000000753
7.0	2.7158	2.7158	0.0000000754	-0.0000000754
8.0	2.7174	2.7174	0.0000000754	-0.0000000754

```

 9.0   2.7179   2.7179   0.0000000754  -0.0000000754
10.0   2.7182   2.7182   0.0000000754  -0.0000000754

```

Third order RK

```

  t         ye         y3         erry3
 1.0   1.8816   1.8816   0.0000000000
 2.0   2.3742   2.3742   0.0000000000
 3.0   2.5863   2.5863   0.0000000000
 4.0   2.6689   2.6689   0.0000000000
 5.0   2.7000   2.7000   0.0000000000
 6.0   2.7116   2.7116   0.0000000000
 7.0   2.7158   2.7158   0.0000000000
 8.0   2.7174   2.7174   0.0000000000
 9.0   2.7179   2.7179   0.0000000000
10.0   2.7182   2.7182   0.0000000000

```

This output closely parallels the previous output for the (1, 2) RK pair. Here are some details.

- Considering the output for the second-order RK at $t = 1$:

h	ye	$y2$	$erry2$	$esty2$
1	1.8816	1.8918	0.0101750113	-0.0185221389
0.1	1.8816	1.8819	0.0003179977	-0.0003270335
0.01	1.8816	1.8816	0.0000035779	-0.0000035865
0.001	1.8816	1.8816	0.0000000362	-0.0000000362

- The $O(h^2)$ behavior of $erry2$ is clear, i.e., for $h = 0.1, 0.01, 0.001$ the corresponding values of $erry2$ are

$$0.0003179977, \quad 0.0000035779, \quad 0.0000000362$$

so that for each reduction in h by $1/10$, $erry2$ is reduced by a factor of $1/100$ (two more zeros are added after the decimal point).

- The same is true for the estimated error, $esty2$ (computed as the difference $y3 - y2$), i.e., for $h = 0.1, 0.01, 0.001$ the corresponding values of $esty2$ are

$$-0.0003270335, \quad -0.0000035865, \quad -0.0000000362$$

so that two more zeros are added after the decimal point for each $1/10$ reduction in h .

- The estimated error, $esty2$ is in close agreement with the exact error, $erry2$, for small h .
- Thus, adding $esty2$ as a correction to $y2$ will bring the corrected $y2$ into closer agreement with the exact solution, ye . In other words, $esty2$ can be used to determine whether h is small enough to achieve a prescribed accuracy, and once an acceptable h is thereby selected, $esty2$ can be added to $y2$ to improve the numerical solution (all without knowledge of the exact solution).
- The corresponding output for the third order RK at $t = 1$ is

h	ye	$y3$	$erry3$
1	1.8816	1.8732	-0.0083471276
0.1	1.8816	1.8816	-0.0000090358
0.01	1.8816	1.8816	-0.0000000085
0.001	1.8816	1.8816	0.0000000000

- Again, the third order behavior is clear. For $h = 1, 0.1, 0.01, 0.001$, the corresponding exact errors are

$$-0.0083471276, \quad -0.0000090358, \quad -0.0000000085, \quad 0.0000000000$$

so a 1/10 reduction in h results in a 1/1000 reduction in $erry3$.

- In fact, since for most scientific and engineering applications of ODEs, five figure accuracy of the numerical solutions is usually adequate, the last two values of $erry3$ (for $h = 0.01, 0.001$) can be considered excessively small (these errors are much less than five significant figures compared to the exact solution $ye = 1.8816$). In other words, $h = 0.01, 0.001$ are excessively small. This is an important point. While MATLAB produced all of the numerical output (for $h = 1, 0.1, 0.01, 0.001$) in the order of a second or two for this modest 1×1 problem, for large systems of ODEs, using an excessively small h will merely result in long computer run times with no significant improvement in the accuracy of the solution. Thus, library routines for integrating ODEs *increase h as well as decrease it* to produce solutions close to the specified error tolerance (and not far below the specified error because of excessively small h). We shall subsequently consider this feature of reducing and increasing h to stay close to the specified error tolerance in the library routines.
- Stated in another way, the preceding solutions for $h = 1, 0.1, 0.01, 0.001$ for the interval $0 \leq t \leq tf (= 10)$ required 10/1, 10/0.1, 10/0.01, 10/0.001 steps, respectively. 10/0.1 = 100 steps were adequate (because of the accuracy of the third-order RK), while 10/0.01 = 1000

and $10/0.001 = 10000$ steps produced excessive accuracy. However, $10/1 = 10$ steps were inadequate as might be expected.

- In conclusion, the effectiveness of higher order algorithms, e.g., the third-order RK, in reducing the error in the numerical solution of ODEs is clearly evident from this example.

To conclude this section, we consider a widely used RK (4, 5) pair, the Runge Kutta Fehlberg (RKF) method (Iserles,² p. 84):

$$k_1 = f(y_i, t_i)h \quad (1.49a)$$

$$k_2 = f(y_i + k_1/4, t_i + h/4)h \quad (1.49b)$$

$$k_3 = f(y_i + (3/32)k_1 + (9/32)k_2, t_i + (3/8)h)h \quad (1.49c)$$

$$k_4 = f(y_i + (1932/2197)k_1 - (7200/2197)k_2 + (7296/2197)k_3, \\ t_i + (12/13)h)h \quad (1.49d)$$

$$k_5 = f(y_i + (439/216)k_1 - 8k_2 + (3680/513)k_3 - (845/4104)k_4, \\ t_i + h)h \quad (1.49e)$$

$$k_6 = f(y_i - (8/27)k_1 + 2k_2 - (3544/2565)k_3 + (1859/4104)k_4 \\ - (11/40)k_5, t_i + (1/2)h)h \quad (1.49f)$$

A $O(h^4)$ stepping formula is then

$$y_{4,i+1} = y_i + (25/216)k_1 + (1408/2565)k_3 + (2197/4104)k_4 - (1/5)k_5 \quad (1.49g)$$

and a $O(h^5)$ stepping formula is (with the same k terms)

$$y_{5,i+1} = y_i + (16/315)k_1 + (6656/12825)k_3 + (28561/56430)k_4 \\ - (9/50)k_5 + (2/55)k_6 \quad (1.49h)$$

An error estimate can then be obtained by subtracting Equation 1.49g from Equation 1.49h:

$$\epsilon_i = y_{i+1,5} - y_{i+1,4} \quad (1.49i)$$

Note that six derivative evaluations are required (k_1 through k_6), even though the final result from Equation 1.49h is only $O(h^5)$ (the number of derivative evaluations will, in general, be equal to or greater than the order of the final stepping formula).

The stepping formulas of Equations 1.49h and 1.49g match the Taylor series up to and including the terms $(d^4 y_i / dt^4)(h^4/4!)$ and $(d^5 y_i / dt^5)(h^5/5!)$, respectively, as demonstrated by the following Program 1.3.

```

% Program 1.3
% Tumor model of eqs. (1.47), (1.48)
% (or eqs. (1.3), (1.4), (1.5))
%
% Model parameters
V0=1.0;
lambda=1.0;
alpha=1.0;
%
% Step through cases
for ncase=1:4
%
% Integration step
if(ncase==1)h=1.0 ;nsteps=1 ;end
if(ncase==2)h=0.1 ;nsteps=10 ;end
if(ncase==3)h=0.01 ;nsteps=100 ;end
if(ncase==4)h=0.001;nsteps=1000;end
%
% Variables for ODE integration
tf=10.0;
t=0.0;
%
% Initial condition
V4=V0;
V5=V0;
%
% Print heading
fprintf('\n\nh = %6.3f\n',h);
fprintf(...
'      t          Ve          V4          errV4          estV4
          V5          errV5\n')
%
% Continue integration
while t<0.999*tf
%
% Take nsteps integration steps
for i=1:nsteps
%
% Store solution at base point
V4b=V4;
V5b=V5;
tb=t;
%

```

```

% RK constant k1
k14=lambda*exp(-alpha*t)*V4*h;
k15=lambda*exp(-alpha*t)*V5*h;
%
% RK constant k2
V4=V4b+0.25*k14;
V5=V5b+0.25*k15;
t= tb+0.25*h;
k24=lambda*exp(-alpha*t)*V4*h;
k25=lambda*exp(-alpha*t)*V5*h;
%
% RK constant k3
V4=V4b+(3.0/32.0)*k14...
      +(9.0/32.0)*k24;
V5=V5b+(3.0/32.0)*k15...
      +(9.0/32.0)*k25;
t= tb+(3.0/8.0)*h;
k34=lambda*exp(-alpha*t)*V4*h;
k35=lambda*exp(-alpha*t)*V5*h;
%
% RK constant k4
V4=V4b+(1932.0/2197.0)*k14...
      -(7200.0/2197.0)*k24...
      +(7296.0/2197.0)*k34;
V5=V5b+(1932.0/2197.0)*k15...
      -(7200.0/2197.0)*k25...
      +(7296.0/2197.0)*k35;
t= tb+(12.0/13.0)*h;
k44=lambda*exp(-alpha*t)*V4*h;
k45=lambda*exp(-alpha*t)*V5*h;
%
% RK constant k5
V4=V4b+( 439.0/ 216.0)*k14...
      -( 8.0          )*k24...
      +(3680.0/ 513.0)*k34...
      -( 845.0/4104.0)*k44;
V5=V5b+( 439.0/ 216.0)*k15...
      -( 8.0          )*k25...
      +(3680.0/ 513.0)*k35...
      -( 845.0/4104.0)*k45;
t= tb+h;
k54=lambda*exp(-alpha*t)*V4*h;
k55=lambda*exp(-alpha*t)*V5*h;
%
% RK constant k6

```

```

V4=V4b-( 8.0/ 27.0)*k14...
        +( 2.0          )*k24...
        -(3544.0/2565.0)*k34...
        +(1859.0/4104.0)*k44...
        -( 11.0/ 40.0)*k54;
V5=V5b-( 8.0/ 27.0)*k15...
        +( 2.0          )*k25...
        -(3544.0/2565.0)*k35...
        +(1859.0/4104.0)*k45...
        -( 11.0/ 40.0)*k55;
t =tb+0.5*h;
k65=lambda*exp(-alpha*t)*V5*h;
%
% RK step
V4=V4b+( 25.0/ 216.0)*k14...
        +( 1408.0/2565.0)*k34...
        +( 2197.0/4104.0)*k44...
        -( 1.0/ 5.0)*k54;
V5=V5b+( 16.0/ 135.0)*k15...
        +( 6656.0/12825.0)*k35...
        +(28561.0/56430.0)*k45...
        -( 9.0/ 50.0)*k55...
        +( 2.0/ 55.0)*k65;
t =tb+h;
end
%
% Print solutions and errors
Ve=V0*exp((lambda/alpha)*(1.0-exp(-alpha*t)));
errV4=V4-Ve;
errV5=V5-Ve;
estV4=V5-V4;
fprintf('%5.1f%9.4f%9.4f%15.10f%15.10f%9.4f%15.10f\n',...
        t,Ve,V4,errV4,estV4,V5,errV5);
%
% Continue integration
end
%
% Next case
end

```

Program 1.3

Program for the integration of Equation 1.48 by the RKF45 method of Equations 1.49

Program 1.3 closely parallels Programs 1.1 and 1.2. Therefore, we consider only the essential difference, the evaluation of the RK constants, k_1 to k_6 :

```

%
% Store solution at base point
y4b=y4;
y5b=y5;
tb=t;

%
% RK constant k1
k14=lambda*exp(-alpha*t)*y4*h;
k15=lambda*exp(-alpha*t)*y5*h;

%
% RK constant k2
y4=y4b+0.25*k14;
y5=y5b+0.25*k15;
t= tb+0.25*h;
k24=lambda*exp(-alpha*t)*y4*h;
k25=lambda*exp(-alpha*t)*y5*h;

%
% RK constant k3
y4=y4b+(3.0/32.0)*k14...
      +(9.0/32.0)*k24;
y5=y5b+(3.0/32.0)*k15...
      +(9.0/32.0)*k25;
t= tb+(3.0/8.0)*h;
k34=lambda*exp(-alpha*t)*y4*h;
k35=lambda*exp(-alpha*t)*y5*h;

%
% RK constant k4
y4=y4b+(1932.0/2197.0)*k14...
      -(7200.0/2197.0)*k24...
      +(7296.0/2197.0)*k34;
y5=y5b+(1932.0/2197.0)*k15...
      -(7200.0/2197.0)*k25...
      +(7296.0/2197.0)*k35;
t= tb+(12.0/13.0)*h;
k44=lambda*exp(-alpha*t)*y4*h;
k45=lambda*exp(-alpha*t)*y5*h;

%
% RK constant k5
y4=y4b+( 439.0/ 216.0)*k14...
      -( 8.0      )*k24...
      +(3680.0/ 513.0)*k34...
      -( 845.0/4104.0)*k44;
y5=y5b+( 439.0/ 216.0)*k15...
      -( 8.0      )*k25...
      +(3680.0/ 513.0)*k35...

```

```

        - ( 845.0/4104.0)*k45;
    t= tb+h;
    k54=lambda*exp(-alpha*t)*y4*h;
    k55=lambda*exp(-alpha*t)*y5*h;
%
% RK constant k6
y4=y4b-( 8.0/ 27.0)*k14...
        +( 2.0          )*k24...
        -(3544.0/2565.0)*k34...
        +(1859.0/4104.0)*k44...
        -( 11.0/ 40.0)*k54;
y5=y5b-( 8.0/ 27.0)*k15...
        +( 2.0          )*k25...
        -(3544.0/2565.0)*k35...
        +(1859.0/4104.0)*k45...
        -( 11.0/ 40.0)*k55;
    t =tb+0.5*h;
    k65=lambda*exp(-alpha*t)*y5*h;
%
% RK step
y4=y4b+( 25.0/ 216.0)*k14...
        +( 1408.0/2565.0)*k34...
        +( 2197.0/4104.0)*k44...
        -( 1.0/ 5.0)*k54;
y5=y5b+( 16.0/ 135.0)*k15...
        +( 6656.0/12825.0)*k35...
        +(28561.0/56430.0)*k45...
        -( 9.0/ 50.0)*k55...
        +( 2.0/ 55.0)*k65;
    t =tb+h;
end

```

Not much explanation is required for this code since it follows directly from Equations 1.49a to 1.49i. We can note the following points:

- Clearly there is a substantial degree of repetitive coding that could be streamlined through the use of 1D arrays (particularly in the calculation of k_1 to k_6).
- The $O(h^4)$ and $O(h^5)$ solutions are computed independently, and we will next observe that they can be combined.
- The code is a mixture of problem-specific coding, i.e., using Equations 1.3 and 1.4, and general coding, i.e., Equations 1.49a to 1.49i. The separation of the code into problem-specific and general coding would facilitate the application of the (4, 5) pair to other problems; we will see how this can be done; i.e., we are headed toward the development of general library routines.

The output from Program 1.3 is listed below (again, reformatted slightly to fit on a printed page):

h = 1.000

Fourth order method

t	ye	y4	erry4	esty4
1.0	1.8816	1.8814	-0.0001703991	0.0000660329
2.0	2.3742	2.3740	-0.0002465843	0.0001027923
3.0	2.5863	2.5860	-0.0002711657	0.0001138050
4.0	2.6689	2.6687	-0.0002799191	0.0001183957
5.0	2.7000	2.6997	-0.0002831506	0.0001202510
6.0	2.7116	2.7113	-0.0002843446	0.0001209619
7.0	2.7158	2.7155	-0.0002847848	0.0001212276
8.0	2.7174	2.7171	-0.0002849469	0.0001213259
9.0	2.7179	2.7177	-0.0002850065	0.0001213621
10.0	2.7182	2.7179	-0.0002850285	0.0001213755

Fifth order method

t	ye	y5	erry5
1.0	1.8816	1.8815	-0.0001043662
2.0	2.3742	2.3741	-0.0001437920
3.0	2.5863	2.5861	-0.0001573607
4.0	2.6689	2.6688	-0.0001615234
5.0	2.7000	2.6999	-0.0001628996
6.0	2.7116	2.7114	-0.0001633827
7.0	2.7158	2.7156	-0.0001635572
8.0	2.7174	2.7172	-0.0001636210
9.0	2.7179	2.7178	-0.0001636444
10.0	2.7182	2.7180	-0.0001636530

h = 0.100

Fourth order method

t	ye	y4	erry4	esty4
1.0	1.8816	1.8816	-0.0000000138	0.0000000135
2.0	2.3742	2.3742	-0.0000000198	0.0000000192
3.0	2.5863	2.5863	-0.0000000218	0.0000000212
4.0	2.6689	2.6689	-0.0000000226	0.0000000220

5.0	2.7000	2.7000	-0.0000000229	0.0000000223
6.0	2.7116	2.7116	-0.0000000230	0.0000000224
7.0	2.7158	2.7158	-0.0000000231	0.0000000224
8.0	2.7174	2.7174	-0.0000000231	0.0000000225
9.0	2.7179	2.7179	-0.0000000231	0.0000000225
10.0	2.7182	2.7182	-0.0000000231	0.0000000225

Fifth order method

t	ye	y5	erry5
1.0	1.8816	1.8816	-0.0000000003
2.0	2.3742	2.3742	-0.0000000005
3.0	2.5863	2.5863	-0.0000000006
4.0	2.6689	2.6689	-0.0000000006
5.0	2.7000	2.7000	-0.0000000006
6.0	2.7116	2.7116	-0.0000000006
7.0	2.7158	2.7158	-0.0000000006
8.0	2.7174	2.7174	-0.0000000006
9.0	2.7179	2.7179	-0.0000000006
10.0	2.7182	2.7182	-0.0000000006

h = 0.010

Fourth order method

t	ye	y4	erry4	esty4
1.0	1.8816	1.8816	0.0000000000	0.0000000000
2.0	2.3742	2.3742	0.0000000000	0.0000000000
3.0	2.5863	2.5863	0.0000000000	0.0000000000
4.0	2.6689	2.6689	0.0000000000	0.0000000000
5.0	2.7000	2.7000	0.0000000000	0.0000000000
6.0	2.7116	2.7116	0.0000000000	0.0000000000
7.0	2.7158	2.7158	0.0000000000	0.0000000000
8.0	2.7174	2.7174	0.0000000000	0.0000000000
9.0	2.7179	2.7179	0.0000000000	0.0000000000
10.0	2.7182	2.7182	0.0000000000	0.0000000000

Fifth order method

t	ye	y5	erry5
1.0	1.8816	1.8816	0.0000000000
2.0	2.3742	2.3742	0.0000000000

3.0	2.5863	2.5863	0.0000000000
4.0	2.6689	2.6689	0.0000000000
5.0	2.7000	2.7000	0.0000000000
6.0	2.7116	2.7116	0.0000000000
7.0	2.7158	2.7158	0.0000000000
8.0	2.7174	2.7174	0.0000000000
9.0	2.7179	2.7179	0.0000000000
10.0	2.7182	2.7182	0.0000000000

h = 0.001

Fourth order method

t	ye	y4	erry4	esty4
1.0	1.8816	1.8816	0.0000000000	0.0000000000
2.0	2.3742	2.3742	0.0000000000	0.0000000000
3.0	2.5863	2.5863	0.0000000000	0.0000000000
4.0	2.6689	2.6689	0.0000000000	0.0000000000
5.0	2.7000	2.7000	0.0000000000	0.0000000000
6.0	2.7116	2.7116	0.0000000000	0.0000000000
7.0	2.7158	2.7158	0.0000000000	0.0000000000
8.0	2.7174	2.7174	0.0000000000	0.0000000000
9.0	2.7179	2.7179	0.0000000000	0.0000000000
10.0	2.7182	2.7182	0.0000000000	0.0000000000

Fifth order method

t	ye	y5	erry5
1.0	1.8816	1.8816	0.0000000000
2.0	2.3742	2.3742	0.0000000000
3.0	2.5863	2.5863	0.0000000000
4.0	2.6689	2.6689	0.0000000000
5.0	2.7000	2.7000	0.0000000000
6.0	2.7116	2.7116	0.0000000000
7.0	2.7158	2.7158	0.0000000000
8.0	2.7174	2.7174	0.0000000000
9.0	2.7179	2.7179	0.0000000000
10.0	2.7182	2.7182	0.0000000000

This output is relatively easy to discuss since there are a lot of zeros! Specifically,

- At $t = 1$, with $h = 1$, which corresponds to a total of $10/1 = 10$ steps, the $O(h^5)$ method computed a solution accurate to at least four figures!

1.0 1.8816 1.8815 -0.0001043662

With 100 steps ($h = 0.1$) the error is only -0.0000000003 at $t = 1$

1.0 1.8816 1.8816 -0.0000000003

- The $O(h^4)$ behavior of the fourth order method is evident (at least to a degree). At $t = 1$,

h	ye	$y4$	$erry4$	$esty4$
1	1.8816	1.8814	-0.0001703991	0.0000660329
0.1	1.8816	1.8816	-0.0000000138	0.0000000135
0.01	1.8816	1.8816	0.0000000000	0.0000000000
0.001	1.8816	1.8816	0.0000000000	0.0000000000

Approximately four zeros are added to the exact and estimated errors when h is reduced from 1 to 0.1. When four more zeros (between $h = 0.1$ and $h = 0.01$) are added, the error drops below 0.0000000000 corresponding to the `%15.10f` format of the `fprintf` statement in Program 1.3. Clearly, we can conclude that $h = 0.01, 0.001$ are excessively small for most practical applications in science and engineering.

- The $O(h^5)$ behavior of the fifth-order method is evident (also, to a degree). At $t = 1$,

h	ye	$y5$	$erry5$
1	1.8816	1.8815	-0.0001043662
0.1	1.8816	1.8816	-0.0000000003
0.01	1.8816	1.8816	0.0000000000
0.001	1.8816	1.8816	0.0000000000

At least five zeros are added to the exact error when h is reduced from 1 to 0.1. When five more zeros (between $h = 0.1$ and $h = 0.01$) are added, the error drops far below 0.0000000000 (presumably) corresponding to the `%15.10f` format of the `fprintf` statement in Program 1.3. Again, we can conclude that $h = 0.01, 0.001$ are excessively small for most practical applications, and a library routine would be far more efficient if it limited the reduction in h to somewhere in the range $0.1 \leq h \leq 1$ rather than allow h to drop much below 0.1.

- We can conclude the additional effort to compute the RK constants k_1 to k_6 is probably worthwhile since far larger steps (h) can be used to achieve

a solution of a given accuracy than when using lower-order methods (the (1, 2) pair or even the (2, 3) pair).

Finally, we can consider why the various RK algorithms have the orders we have observed (beyond just observing that the higher-order methods fit more of the terms in the underlying Taylor series). For example, why is the first-order RK (Euler's method) $O(h)$?

The first-order RK method includes the $(dy/dt)(h/1!)$ term in the Taylor series, but excludes through truncation of the Taylor series the term $(d^2y/dt^2) \times (h^2/2!)$ and higher-order terms. If the second order term is considered, the principal source of the integration error for the Euler method, which is true for small h for which the higher-order terms are negligible, then it would seem that the Euler method is second order (because of the h^2 in $(d^2y/dt^2)(h^2/2!)$).

However, this second derivative term is the *local* or *one step* error, that is, the error incurred by taking just one step along the solution of length h . But in computing a numerical solution using, for example, Programs 1.1 to 1.3, many steps are taken, and we are primarily interested in the *total* or *global* error after many steps (this is the error that we actually observe in the numerical solution to an ODE system, and which we want to control at some acceptable level).

We can analyze the relationship between the local error and the global error in the following way. If we assume that the error in using the Euler method is due to just the second derivative term:

$$\epsilon_i = \frac{d^2y_i}{dt^2} \frac{h^2}{2!}$$

then the local or one step error is $O(h^2)$. If we integrate over a series of steps of length h from $t = a$ to $t = b$ using n steps, that is

$$n = \frac{b - a}{h}$$

we can then estimate the total or global error as

$$\text{global error} = (\text{one step error})(\text{number of steps})$$

or

$$\text{global error} = \frac{d^2y_i}{dt^2} \frac{h^2}{2!} \left(\frac{b - a}{h} \right) = \frac{d^2y_i}{dt^2} \left(\frac{b - a}{2!} \right) h$$

so that the global error is $O(h)$ as we observed. Note that this is an approximate analysis based on two assumptions:

1. All of the local error is contained in just the one term $(d^2y_i/dt^2)(h^2/2!)$.
2. The derivative d^2y_i/dt^2 is essentially constant over the interval $a \leq t \leq b$ (or we can use some appropriate average value of this second derivative).

A more rigorous analysis to show that the Euler method is $O(h)$ globally is rather involved. Also, generally for the higher-order methods, the global error will be one order in h lower than the one step error, so, for example, the previous (4, 5) pair is $O(h^5) - O(h^6)$ locally, but $O(h^4) - O(h^5)$ globally (again, this can be established in a nonrigorous way for a general interval $t = a$ to $t = b$ as we did for the Euler method).

We now consider the streamlining of the programming as mentioned previously for the (4, 5) pair.

1.5 Embedded RK Algorithms

We first note the interesting property of the RKF (4, 5) pair that the RK constants k_1 to k_5 given by Equations 1.49a to 1.49e are the same for both the $O(h^4)$ and $O(h^5)$ stepping formulas of Equations 1.49g and 1.49h (k_6 is required for only the $O(h^5)$ method of Equation 1.49h). Thus, we can consider the $O(h^4)$ method of Equation 1.49g to be *embedded* in the $O(h^5)$ method of Equation 1.49h. This has an important implication: k_1 to k_5 need be *calculated only once* for both methods (rather than for each method as in Program 1.3). With this idea in mind, the only difference between the two methods is the calculation of k_6 for the $O(h^5)$ method of Equation 1.49g, and the selection of a base point for the next step (either the $O(h^4)$ or the $O(h^5)$ base point—we will select the latter).

This same feature appears in the (1, 2) pair of Equations 1.28 and 1.29; the Euler method is embedded in the modified Euler method, with the common k_1 of Equation 1.27a. Similarly, for the (2, 3) pair, the second-order method of Equation 1.42a is embedded in the third-order method of Equation 1.44a, with the common k_1 of Equation 1.42b (or Equation 1.44b) and the common k_2 of Equation 1.42c (or Equation 1.44c).

The embedding of the (1, 2) pair is illustrated by the following Program 1.4, which is a small revision of Program 1.1:

```
% Program 1.4
% Tumor model of eqs. (1.47), (1.48)
% (or eqs. (1.3), (1.4), (1.5))
%
% Model parameters
y0=1.0;
lambda=1.0;
alpha=1.0;
%
% Step through cases
for ncase=1:4
%
```

```

% Integration step
if(ncase==1)h=1.0 ;nsteps=1 ;end
if(ncase==2)h=0.1 ;nsteps=10 ;end
if(ncase==3)h=0.01 ;nsteps=100 ;end
if(ncase==4)h=0.001;nsteps=1000;end
%
% Variables for ODE integration
tf=10.0;
t=0.0;
%
% Initial condition
y2=y0;
%
% Print heading
fprintf('\n\nh = %6.3f\n',h);
fprintf(...
'      t          ye          y1          erry1          esty1
          y2          erry2\n');
%
% Continue integration
while t<0.999*tf
%
% Take nsteps integration steps
for i=1:nsteps
%
% Store solution at base point
yb=y2;
tb=t;
%
% RK constant k1
k1=lambda*exp(-alpha*tb)*y2*h;
%
% RK constant k2
y2=yb+k1;
t=tb+h;
k2=lambda*exp(-alpha*t)*y2*h;
%
% RK step
y1=yb+k1;
y2=yb+(k1+k2)/2.0;
esty1=y2-y1;
end
%
% Print solutions and errors
y=y0*exp((lambda/alpha)*(1.0-exp(-alpha*t)));

```

```

    erry1=y1-ye;
    erry2=y2-ye;
    fprintf('%5.1f%9.4f%9.4f%15.10f%15.10f%9.4f%15.10f\n', ...
           t, ye, y1, erry1, esty1, y2, erry2);
%
% Continue integration
end
%
% Next case
end

```

Program 1.4

Program for the integration of Equation 1.48 by the embedded ((1, 2) pair) modified Euler method of Equations 1.28 and 1.29

We can note the following points about Program 1.4:

- The essential differences between Programs 1.1 and 1.2 are in the way that the RK constants are computed and used. In particular, while keeping in mind that y_1 is the $O(h)$ (Euler method) and y_2 is the $O(h^2)$ (modified Euler method), the base point is selected as the running value of y_2 :

```

%
%   Store solution at base point
    yb=y2;
    tb=t;

```

where the initial value of y_2 was set previously as an initial condition.

- k_1 and k_2 are then calculated (according to Equations 1.27a and 1.27b):

```

%
%   RK constant k1
    k1=lambda*exp(-alpha*tb)*y2*h;
%
%   RK constant k2
    y2=yb+k1;
    t=tb+h;
    k2=lambda*exp(-alpha*t)*y2*h;

```

- The first- and second-order stepping formulas are then used (according to Equations 1.28 and 1.29):

```

%
%   RK step
    y1=yb+k1;

```

```

      y2=yb+ (k1+k2) /2.0;
      esty1=y2-y1;
end

```

Note in this code that:

- The estimated error in y_1 , $esty1$, is computed by p refinement (subtraction of the $O(h)$ solution from the $O(h^2)$ solution).
- The same value of k_1 is used for both the first- and second-order stepping formulas (making use of the embedding of the (2, 3) pair, i.e., the first-order method is embedded in the second-order method)
- The *end* statement terminates the *for* loop of $nsteps$ of length h .

Otherwise the programming is essentially the same as in Program 1.1. The output from Program 1.4 is listed below (formatted to fit on a page):

```
h = 1.000
```

First order method

t	ye	y1	erry1	esty1
1.0	1.8816	2.0000	0.1184036125	-0.1321205588
2.0	2.3742	2.5550	0.1808239664	-0.1706841052
3.0	2.5863	2.7070	0.1207761366	-0.0939556225
4.0	2.6689	2.7432	0.0742305143	-0.0399272836
5.0	2.7000	2.7528	0.0527351769	-0.0154819007
6.0	2.7116	2.7557	0.0441724614	-0.0058064480
7.0	2.7158	2.7567	0.0409303986	-0.0021512746
8.0	2.7174	2.7571	0.0397250855	-0.0007934762
9.0	2.7179	2.7572	0.0392799583	-0.0002921837
10.0	2.7182	2.7573	0.0391159724	-0.0001075263

Second order method

t	ye	y2	erry2
1.0	1.8816	1.8679	-0.0137169464
2.0	2.3742	2.3843	0.0101398613
3.0	2.5863	2.6131	0.0268205142
4.0	2.6689	2.7033	0.0343032307
5.0	2.7000	2.7373	0.0372532762
6.0	2.7116	2.7499	0.0383660134
7.0	2.7158	2.7546	0.0387791239
8.0	2.7174	2.7563	0.0389316092
9.0	2.7179	2.7569	0.0389877746
10.0	2.7182	2.7572	0.0390084461

h = 0.100

First order method

t	ye	y1	erry1	esty1
1.0	1.8816	1.8837	0.0021070298	-0.0021479991
2.0	2.3742	2.3760	0.0017594212	-0.0014290535
3.0	2.5863	2.5874	0.0011768161	-0.0006384570
4.0	2.6689	2.6698	0.0008767242	-0.0002516819
5.0	2.7000	2.7008	0.0007532605	-0.0000949453
6.0	2.7116	2.7123	0.0007059944	-0.0000352515
7.0	2.7158	2.7165	0.0006883524	-0.0000130123
8.0	2.7174	2.7181	0.0006818277	-0.0000047929
9.0	2.7179	2.7186	0.0006794227	-0.0000017640
10.0	2.7182	2.7188	0.0006785373	-0.0000006491

Second order method

t	ye	y2	erry2
1.0	1.8816	1.8816	-0.0000409693
2.0	2.3742	2.3745	0.0003303677
3.0	2.5863	2.5868	0.0005383591
4.0	2.6689	2.6696	0.0006250422
5.0	2.7000	2.7007	0.0006583152
6.0	2.7116	2.7122	0.0006707429
7.0	2.7158	2.7165	0.0006753402
8.0	2.7174	2.7180	0.0006770348
9.0	2.7179	2.7186	0.0006776587
10.0	2.7182	2.7188	0.0006778883

h = 0.010

First order method

t	ye	y1	erry1	esty1
1.0	1.8816	1.8816	0.0000217778	-0.0000218425
2.0	2.3742	2.3742	0.0000178106	-0.0000139313
3.0	2.5863	2.5863	0.0000121768	-0.0000061436
4.0	2.6689	2.6690	0.0000093347	-0.0000024108
5.0	2.7000	2.7000	0.0000081729	-0.0000009079
6.0	2.7116	2.7116	0.0000077291	-0.0000003369
7.0	2.7158	2.7158	0.0000075636	-0.0000001243
8.0	2.7174	2.7174	0.0000075024	-0.0000000458

9.0	2.7179	2.7180	0.0000074798	-0.0000000169
10.0	2.7182	2.7182	0.0000074715	-0.0000000062

Second order method

t	ye	y2	erry2
1.0	1.8816	1.8816	-0.0000000647
2.0	2.3742	2.3742	0.0000038793
3.0	2.5863	2.5863	0.0000060332
4.0	2.6689	2.6690	0.0000069239
5.0	2.7000	2.7000	0.0000072649
6.0	2.7116	2.7116	0.0000073922
7.0	2.7158	2.7158	0.0000074392
8.0	2.7174	2.7174	0.0000074566
9.0	2.7179	2.7180	0.0000074629
10.0	2.7182	2.7182	0.0000074653

h = 0.001

First order method

t	ye	y1	erry1	esty1
1.0	1.8816	1.8816	0.0000002185	-0.0000002187
2.0	2.3742	2.3742	0.0000001784	-0.0000001390
3.0	2.5863	2.5863	0.0000001222	-0.0000000612
4.0	2.6689	2.6689	0.0000000940	-0.0000000240
5.0	2.7000	2.7000	0.0000000824	-0.0000000090
6.0	2.7116	2.7116	0.0000000780	-0.0000000034
7.0	2.7158	2.7158	0.0000000764	-0.0000000012
8.0	2.7174	2.7174	0.0000000758	-0.0000000005
9.0	2.7179	2.7179	0.0000000756	-0.0000000002
10.0	2.7182	2.7182	0.0000000755	-0.0000000001

Second order method

t	ye	y2	erry2
1.0	1.8816	1.8816	-0.0000000003
2.0	2.3742	2.3742	0.0000000394
3.0	2.5863	2.5863	0.0000000610
4.0	2.6689	2.6689	0.0000000700
5.0	2.7000	2.7000	0.0000000734
6.0	2.7116	2.7116	0.0000000747

7.0	2.7158	2.7158	0.0000000751
8.0	2.7174	2.7174	0.0000000753
9.0	2.7179	2.7179	0.0000000754
10.0	2.7182	2.7182	0.0000000754

We can note the following points about this output:

- The first-order method appears to be higher than $O(h)$. For example, at $t = 1$, the output is

h	y_e	y_1	err_{y1}	$esty1$
1	1.8816	2.0000	0.1184036125	-0.1321205588
0.1	1.8816	1.8837	0.0021070298	-0.0021479991
0.01	1.8816	1.8816	0.0000217778	-0.0000218425
0.001	1.8816	1.8816	0.0000002185	-0.0000002187

In fact, the first-order method appears to be second order correct! For example, reducing h from 0.1 to 0.01 reduces the exact error from 0.0021070298 to 0.0000217778 (two zeros are added after the decimal point). The reason for this is that the second-order solution, y_2 , is used as the base point for the next step along the solution, i.e.,

```
%
% Store solution at base point
yb=y2;
tb=t;
```

To state this in other words, y_1 is corrected by $esty1$ before going on to the next point. For example, at $t = 1$ for $h = 0.1$,

$$y_1 + y_1 est = 1.8837 - 0.0021479991 = 1.8816 = y_2$$

This is an important point discussed previously as Step 4 in the algorithm after Equation 1.26c. In other words, in a library ODE integrator, which automatically adjusts the step h , the estimated error $esty1$ will generally be computed to determine if the step h is small enough to satisfy a specified error tolerance. When h becomes small enough to meet the error criterion, the estimated error can be added as a correction before taking the next step along the solution. In this case (the (1, 2) pair), this in effect increases the accuracy of the solution from $O(h)$ to $O(h^2)$ as we observed in the preceding output from Program 1.4.

- This error correction could be programmed in a slightly different, but equivalent, way (see Equations 1.30):

```

%
% RK step
y1=yb+k1;
esty1=(k2-k1)/2.0;
y2=y1+esty1;
end

```

Clearly, adding the estimated error as a correction ($y2 = y1 + esty1$) before taking the next step along the solution (as explained in the algorithm after Equation 1.26c) was worth doing (the first-order method becomes effectively second order).

- The exact error in $y2$ from Program 1.4, $erry2$, at $t = 1$ appears to be greater than $O(h^2)$:

h	ye	$y2$	$erry2$
1	1.8816	1.8679	-0.0137169464
0.1	1.8816	1.8816	-0.0000409693
0.01	1.8816	1.8816	-0.0000000647
0.001	1.8816	1.8816	-0.0000000003

However, generally, this error is $O(h^2)$. For example, at $t = 2$, the exact error in $y2$ is

h	$erry2$
1	0.0101398613
0.1	0.0003303677
0.01	0.0000038793
0.001	0.0000000394

(so that two zeros are added after the decimal point for each 1/10 reduction in h , as expected).

- The estimated error, $esty1$ appears to converge to the exact error, $erry1$, for small h :

h	$erry1$	$esty1$
1	0.1184036125	-0.1321205588
0.1	0.0021070298	-0.0021479991
0.01	0.0000217778	-0.0000218425
0.001	0.0000002185	-0.0000002187

This convergence again illustrates the important point that the estimated error accurately estimates the exact error for small h (and thus adding it as a correction to the $O(h)$ solution gives a substantially better solution).

We next investigate the embedding of the (2, 3) pair of Equations 1.42 and 1.44. The following Program 1.5, which is analogous to Program 1.4, illustrates how this embedding can be used.

```
% Program 1.5
% Tumor model of eqs. (1.47), (1.48)
% (or eqs. (1.3), (1.4), (1.5))
%
% Model parameters
y0=1.0;
lambda=1.0;
alpha=1.0;
%
% Step through cases
for ncase=1:4
%
% Integration step
if(ncase==1)h=1.0 ;nsteps=1 ;end
if(ncase==2)h=0.1 ;nsteps=10 ;end
if(ncase==3)h=0.01 ;nsteps=100 ;end
if(ncase==4)h=0.001;nsteps=1000;end
%
% Variables for ODE integration
tf=10.0;
t=0.0;
%
% Initial condition
y3=y0;
%
% Print heading
fprintf('\n\nh = %6.3f\n',h);
fprintf(...
'      t      ye      y2      erry2      esty2
      y3      erry3\n')
%
% Continue integration
while t<0.999*tf
%
% Take nsteps integration steps
for i=1:nsteps
%
% Store solution at base point
yb=y3;
tb=t;
```

```

%
% RK constant k1
k1=lambda*exp(-alpha*t)*y3*h;
%
% RK constant k2
y3=yb+(2.0/3.0)*k1;
t=tb+(2.0/3.0)*h;
k2=lambda*exp(-alpha*t)*y3*h;
%
% RK integration K3
y3=yb+(2.0/3.0)*k2;
t=tb+(2.0/3.0)*h;
k3=lambda*exp(-alpha*t)*y3*h;
%
% RK step
y2=yb+(1.0/4.0)*k1+(3.0/4.0)*k2;
y3=yb+(1.0/4.0)*k1+(3.0/8.0)*k2+(3.0/8.0)*k3;
esty2=y3-y2;
t=tb+h;
end
%
% Print solutions and errors
ye=y0*exp((lambda/alpha)*(1.0-exp(-alpha*t)));
erry2=y2-ye;
erry3=y3-ye;
fprintf('%5.1f%9.4f%9.4f%15.10f%15.10f%9.4f%15.10f\n',...
        t,ye,y2,erry2,esty2,y3,erry3);
%
% Continue integration
end
%
% Next case
end

```

Program 1.5

Program for the integration of Equation 1.48 by the (2, 3) pair of Equations 1.42 and 1.44

Program 1.5 closely parallels Program 1.4. As expected, k_1 and k_2 are used for both the second- and third-order stepping formulas (k_3 is required for only the third-order stepping formula):

```

%
% RK step
y2=yb+(1.0/4.0)*k1+(3.0/4.0)*k2;
y3=yb+(1.0/4.0)*k1+(3.0/8.0)*k2+(3.0/8.0)*k3;

```

```

    esty2=y3-y2;
    t=tb+h;
end

```

The output from Program 1.5 is listed below:

h = 1.000

Second order method

t	ye	y2	erry2	esty2
1.0	1.8816	1.8918	0.0101750113	-0.0185221389
2.0	2.3742	2.3760	0.0017600371	-0.0117360496
3.0	2.5863	2.5785	-0.0077128645	-0.0024469927
4.0	2.6689	2.6592	-0.0097573439	-0.0003848403
5.0	2.7000	2.6900	-0.0100669280	-0.0000549878
6.0	2.7116	2.7014	-0.0101048752	-0.0000075909
7.0	2.7158	2.7057	-0.0101076784	-0.0000010348
8.0	2.7174	2.7073	-0.0101071543	-0.0000001404
9.0	2.7179	2.7078	-0.0101067488	-0.0000000190
10.0	2.7182	2.7081	-0.0101065707	-0.0000000026

Third order method

t	ye	y3	erry3
1.0	1.8816	1.8732	-0.0083471276
2.0	2.3742	2.3642	-0.0099760125
3.0	2.5863	2.5761	-0.0101598572
4.0	2.6689	2.6588	-0.0101421842
5.0	2.7000	2.6899	-0.0101219158
6.0	2.7116	2.7014	-0.0101124662
7.0	2.7158	2.7057	-0.0101087132
8.0	2.7174	2.7073	-0.0101072948
9.0	2.7179	2.7078	-0.0101067678
10.0	2.7182	2.7081	-0.0101065733

h = 0.100

Second order method

t	ye	y2	erry2	esty2
1.0	1.8816	1.8816	0.0000183521	-0.0000273880
2.0	2.3742	2.3742	-0.0000035143	-0.0000067556

3.0	2.5863	2.5863	-0.0000092951	-0.0000011124
4.0	2.6689	2.6689	-0.0000102271	-0.0000001614
5.0	2.7000	2.7000	-0.0000103474	-0.0000000224
6.0	2.7116	2.7115	-0.0000103581	-0.0000000031
7.0	2.7158	2.7158	-0.0000103573	-0.0000000004
8.0	2.7174	2.7174	-0.0000103564	-0.0000000001
9.0	2.7179	2.7179	-0.0000103560	0.0000000000
10.0	2.7182	2.7181	-0.0000103558	0.0000000000

Third order method

t	ye	y3	erry3
1.0	1.8816	1.8816	-0.0000090358
2.0	2.3742	2.3742	-0.0000102699
3.0	2.5863	2.5862	-0.0000104074
4.0	2.6689	2.6689	-0.0000103885
5.0	2.7000	2.7000	-0.0000103698
6.0	2.7116	2.7115	-0.0000103611
7.0	2.7158	2.7158	-0.0000103577
8.0	2.7174	2.7174	-0.0000103564
9.0	2.7179	2.7179	-0.0000103560
10.0	2.7182	2.7181	-0.0000103558

h = 0.010

Second order method

t	ye	y2	erry2	esty2
1.0	1.8816	1.8816	0.0000000183	-0.0000000269
2.0	2.3742	2.3742	-0.0000000033	-0.0000000063
3.0	2.5863	2.5863	-0.0000000086	-0.0000000010
4.0	2.6689	2.6689	-0.0000000094	-0.0000000001
5.0	2.7000	2.7000	-0.0000000095	0.0000000000
6.0	2.7116	2.7116	-0.0000000095	0.0000000000
7.0	2.7158	2.7158	-0.0000000095	0.0000000000
8.0	2.7174	2.7174	-0.0000000095	0.0000000000
9.0	2.7179	2.7179	-0.0000000095	0.0000000000
10.0	2.7182	2.7182	-0.0000000095	0.0000000000

Third order method

t	ye	y3	erry3
1.0	1.8816	1.8816	-0.0000000085
2.0	2.3742	2.3742	-0.0000000096
3.0	2.5863	2.5863	-0.0000000096
4.0	2.6689	2.6689	-0.0000000096
5.0	2.7000	2.7000	-0.0000000096
6.0	2.7116	2.7116	-0.0000000096
7.0	2.7158	2.7158	-0.0000000095
8.0	2.7174	2.7174	-0.0000000095
9.0	2.7179	2.7179	-0.0000000095
10.0	2.7182	2.7182	-0.0000000095

h = 0.001

Second order method

t	ye	y2	erry2	esty2
1.0	1.8816	1.8816	0.0000000000	0.0000000000
2.0	2.3742	2.3742	0.0000000000	0.0000000000
3.0	2.5863	2.5863	0.0000000000	0.0000000000
4.0	2.6689	2.6689	0.0000000000	0.0000000000
5.0	2.7000	2.7000	0.0000000000	0.0000000000
6.0	2.7116	2.7116	0.0000000000	0.0000000000
7.0	2.7158	2.7158	0.0000000000	0.0000000000
8.0	2.7174	2.7174	0.0000000000	0.0000000000
9.0	2.7179	2.7179	0.0000000000	0.0000000000
10.0	2.7182	2.7182	0.0000000000	0.0000000000

Third order method

t	ye	y3	erry3
1.0	1.8816	1.8816	0.0000000000
2.0	2.3742	2.3742	0.0000000000
3.0	2.5863	2.5863	0.0000000000
4.0	2.6689	2.6689	0.0000000000
5.0	2.7000	2.7000	0.0000000000
6.0	2.7116	2.7116	0.0000000000
7.0	2.7158	2.7158	0.0000000000
8.0	2.7174	2.7174	0.0000000000
9.0	2.7179	2.7179	0.0000000000
10.0	2.7182	2.7182	0.0000000000

We can note the following points about this output:

- The corrected y_2 appears to be $O(h^3)$, e.g., for $t = 1$,

h	ye	y_2	$erry2$	$esty2$
1	1.8816	1.8918	0.0101750113	-0.0185221389
0.1	1.8816	1.8816	0.0000183521	-0.0000273880
0.01	1.8816	1.8816	0.0000000183	-0.0000000269
0.001	1.8816	1.8816	0.0000000000	0.0000000000

Note that when h is reduced from 0.1 to 0.01, $erry2$ is reduced from 0.0000183521 to 0.0000000183 so that three zeros were added after the decimal point. This is expected since y_2 is corrected by $esty2$ before taking the next step along the solution, thereby giving an $O(h^3)$ result (y_3 is used as the base point value for the next step).

- $esty2$ is not as reliable an estimate of the true error, $erry2$ as we would like. For some points along the solution, it underestimates the exact error in y_2 , and at other points, it overestimates the exact error. For example, when $h = 0.01$,

h = 0.010

Second order method

t	ye	y2	erry2	esty2
1.0	1.8816	1.8816	0.0000000183	-0.0000000269
2.0	2.3742	2.3742	-0.0000000033	-0.0000000063
3.0	2.5863	2.5863	-0.0000000086	-0.0000000010
4.0	2.6689	2.6689	-0.0000000094	-0.0000000001
5.0	2.7000	2.7000	-0.0000000095	0.0000000000
6.0	2.7116	2.7116	-0.0000000095	0.0000000000
7.0	2.7158	2.7158	-0.0000000095	0.0000000000
8.0	2.7174	2.7174	-0.0000000095	0.0000000000
9.0	2.7179	2.7179	-0.0000000095	0.0000000000
10.0	2.7182	2.7182	-0.0000000095	0.0000000000

An overestimate of the exact error is conservative in adjusting h , but an underestimate will possibly produce an h that is too large to actually limit the exact error to a specified value or tolerance. Certainly we would like to have a reliable (quantitatively correct) estimate of the true error so that we can reliably adjust h . Another way to interpret this result (estimate of limited accuracy) is to observe that the higher-order solution y_3 also has some error and therefore the estimated error is not a perfect correction (it does not give a higher-order solution without error).

Finally, we investigate the embedding of the (4, 5) pair of Equations 1.49. The following Program 1.6, which is analogous to Programs 1.4 and 1.5, illustrates how this embedding can be used.

```

%
% Program 1.6
% Tumor model of eqs. (1.47), (1.48)
% (or eqs. (1.3), (1.4), (1.5))
%
% Model parameters
y0=1.0;
lambda=1.0;
alpha=1.0;
%
% Step through cases
for ncase=1:4
%
% Integration step
if(ncase==1)h=1.0 ;nsteps=1 ;end
if(ncase==2)h=0.1 ;nsteps=10 ;end
if(ncase==3)h=0.01 ;nsteps=100 ;end
if(ncase==4)h=0.001;nsteps=1000;end
%
% Variables for ODE integration
tf=10.0;
t=0.0;
%
% Initial condition
y5=y0;
%
% Print heading
fprintf('\n\nh = %6.3f\n',h);
fprintf(...
'   t   ye   y4   erry4   esty4   y5   erry5\n')
%
% Continue integration
while t<0.999*tf
%
% Take nsteps integration steps
for i=1:nsteps
%
% Store solution at base point
yb=y5;
tb=t;

```

```

%
% RK constant k1
k1=lambda*exp(-alpha*t)*y5*h;
%
% RK constant k2
y5=yb+0.25*k1;
t=tb+0.25*h;
k2=lambda*exp(-alpha*t)*y5*h;
%
% RK constant k3
y5=yb+(3.0/32.0)*k1...
      +(9.0/32.0)*k2;
t=tb+(3.0/8.0)*h;
k3=lambda*exp(-alpha*t)*y5*h;
%
% RK constant k4
y5=yb+(1932.0/2197.0)*k1...
      -(7200.0/2197.0)*k2...
      +(7296.0/2197.0)*k3;
t=tb+(12.0/13.0)*h;
k4=lambda*exp(-alpha*t)*y5*h;
%
% RK constant k5
y5=yb+( 439.0/ 216.0)*k1...
      -( 8.0          )*k2...
      +(3680.0/ 513.0)*k3...
      -( 845.0/4104.0)*k4;
t=tb+h;
k5=lambda*exp(-alpha*t)*y5*h;
%
% RK constant k6
y5=yb-( 8.0/ 27.0)*k1...
      +( 2.0          )*k2...
      -(3544.0/2565.0)*k3...
      +(1859.0/4104.0)*k4...
      -( 11.0/ 40.0)*k5;
t=tb+0.5*h;
k6=lambda*exp(-alpha*t)*y5*h;
%
% RK step
y4=yb+( 25.0/ 216.0)*k1...
      +( 1408.0/2565.0)*k3...
      +( 2197.0/4104.0)*k4...
      -( 1.0/ 5.0)*k5;

```

```

    y5=yb+(    16.0/ 135.0)*k1...
        +( 6656.0/12825.0)*k3...
        +(28561.0/56430.0)*k4...
        -(    9.0/   50.0)*k5...
        +(    2.0/   55.0)*k6;
    esty4=y5-y4;
    t=tb+h;
end
%
% Print solutions and errors
ye=y0*exp((lambda/alpha)*(1.0-exp(-alpha*t)));
erry4=y4-ye;
erry5=y5-ye;
fprintf('%5.1f%9.4f%9.4f%15.10f%15.10f%9.4f%15.10f\n', ...
        t, ye, y4, erry4, esty4, y5, erry5);
%
% Continue integration
end
%
% Next case
end

```

Program 1.6

Program for the integration of Equation 1.48 by the RKF45 pair of Equations 1.49

Program 1.6 closely parallels Programs 1.4 and 1.5. As expected, k_1 to k_5 are used for both the fourth- and fifth-order stepping formulas (k_6 is required for only the fifth-order stepping formula)

```

%
% RK step
y4=yb+(    25.0/ 216.0)*k1...
    +( 1408.0/2565.0)*k3...
    +( 2197.0/4104.0)*k4...
    -(    1.0/   5.0)*k5;
y5=yb+(    16.0/ 135.0)*k1...
    +( 6656.0/12825.0)*k3...
    +(28561.0/56430.0)*k4...
    -(    9.0/   50.0)*k5...
    +(    2.0/   55.0)*k6;
    esty4=y5-y4;
    t=tb+h;
end

```

Note also that k_2 is not used in either stepping formula (but it is required to calculate k_3 to k_6).

The output from Program 1.6 is listed below:

h = 1.000

Fourth order method

t	ye	y4	erry4	esty4
1.0	1.8816	1.8814	-0.0001703991	0.0000660329
2.0	2.3742	2.3740	-0.0001632647	0.0000194727
3.0	2.5863	2.5861	-0.0001591927	0.0000018321
4.0	2.6689	2.6688	-0.0001624755	0.0000009521
5.0	2.7000	2.6999	-0.0001633761	0.0000004765
6.0	2.7116	2.7114	-0.0001635804	0.0000001976
7.0	2.7158	2.7156	-0.0001636333	0.0000000760
8.0	2.7174	2.7172	-0.0001636494	0.0000000284
9.0	2.7179	2.7178	-0.0001636549	0.0000000105
10.0	2.7182	2.7180	-0.0001636569	0.0000000039

Fifth order method

t	ye	y5	erry5
1.0	1.8816	1.8815	-0.0001043662
2.0	2.3742	2.3741	-0.0001437920
3.0	2.5863	2.5861	-0.0001573607
4.0	2.6689	2.6688	-0.0001615234
5.0	2.7000	2.6999	-0.0001628996
6.0	2.7116	2.7114	-0.0001633827
7.0	2.7158	2.7156	-0.0001635572
8.0	2.7174	2.7172	-0.0001636210
9.0	2.7179	2.7178	-0.0001636444
10.0	2.7182	2.7180	-0.0001636530

h = 0.100

Fourth order method

t	ye	y4	erry4	esty4
1.0	1.8816	1.8816	-0.0000000009	0.0000000006
2.0	2.3742	2.3742	-0.0000000006	0.0000000000
3.0	2.5863	2.5863	-0.0000000006	0.0000000000
4.0	2.6689	2.6689	-0.0000000006	0.0000000000
5.0	2.7000	2.7000	-0.0000000006	0.0000000000
6.0	2.7116	2.7116	-0.0000000006	0.0000000000

7.0	2.7158	2.7158	-0.0000000006	0.0000000000
8.0	2.7174	2.7174	-0.0000000006	0.0000000000
9.0	2.7179	2.7179	-0.0000000006	0.0000000000
10.0	2.7182	2.7182	-0.0000000006	0.0000000000

Fifth order method

t	ye	y5	erry5
1.0	1.8816	1.8816	-0.0000000003
2.0	2.3742	2.3742	-0.0000000005
3.0	2.5863	2.5863	-0.0000000006
4.0	2.6689	2.6689	-0.0000000006
5.0	2.7000	2.7000	-0.0000000006
6.0	2.7116	2.7116	-0.0000000006
7.0	2.7158	2.7158	-0.0000000006
8.0	2.7174	2.7174	-0.0000000006
9.0	2.7179	2.7179	-0.0000000006
10.0	2.7182	2.7182	-0.0000000006

h = 0.010

Fourth order method

t	ye	y4	erry4	esty4
1.0	1.8816	1.8816	-0.0000000009	0.0000000006
2.0	2.3742	2.3742	-0.0000000006	0.0000000000
3.0	2.5863	2.5863	-0.0000000006	0.0000000000
4.0	2.6689	2.6689	-0.0000000006	0.0000000000
5.0	2.7000	2.7000	-0.0000000006	0.0000000000
6.0	2.7116	2.7116	-0.0000000006	0.0000000000
7.0	2.7158	2.7158	-0.0000000006	0.0000000000
8.0	2.7174	2.7174	-0.0000000006	0.0000000000
9.0	2.7179	2.7179	-0.0000000006	0.0000000000
10.0	2.7182	2.7182	-0.0000000006	0.0000000000

Fifth order method

t	ye	y5	erry5
1.0	1.8816	1.8816	-0.0000000003
2.0	2.3742	2.3742	-0.0000000005
3.0	2.5863	2.5863	-0.0000000006
4.0	2.6689	2.6689	-0.0000000006

5.0	2.7000	2.7000	-0.0000000006
6.0	2.7116	2.7116	-0.0000000006
7.0	2.7158	2.7158	-0.0000000006
8.0	2.7174	2.7174	-0.0000000006
9.0	2.7179	2.7179	-0.0000000006
10.0	2.7182	2.7182	-0.0000000006

$h = 0.001$

Fourth order method

t	ye	y4	erry4	esty4
1.0	1.8816	1.8816	0.0000000000	0.0000000000
2.0	2.3742	2.3742	0.0000000000	0.0000000000
3.0	2.5863	2.5863	0.0000000000	0.0000000000
4.0	2.6689	2.6689	0.0000000000	0.0000000000
5.0	2.7000	2.7000	0.0000000000	0.0000000000
6.0	2.7116	2.7116	0.0000000000	0.0000000000
7.0	2.7158	2.7158	0.0000000000	0.0000000000
8.0	2.7174	2.7174	0.0000000000	0.0000000000
9.0	2.7179	2.7179	0.0000000000	0.0000000000
10.0	2.7182	2.7182	0.0000000000	0.0000000000

Fifth order method

t	ye	y5	erry5
1.0	1.8816	1.8816	0.0000000000
2.0	2.3742	2.3742	0.0000000000
3.0	2.5863	2.5863	0.0000000000
4.0	2.6689	2.6689	0.0000000000
5.0	2.7000	2.7000	0.0000000000
6.0	2.7116	2.7116	0.0000000000
7.0	2.7158	2.7158	0.0000000000
8.0	2.7174	2.7174	0.0000000000
9.0	2.7179	2.7179	0.0000000000
10.0	2.7182	2.7182	0.0000000000

We can note the following points about this output:

- For $h = 1$, *esty4* is not a reliable estimate of the exact error, *erry4*. However, the solution for $h = 1$ results from only a total of ten steps in the interval $0 \leq t \leq 10$, so we might expect that the estimated error *esty4* will not be very accurate. Also, even with just ten steps, the (4, 5) pair produced a solution that is accurate to about five figures.

- For $h = 0.1$, the solution is so accurate that the exact and estimated errors appear in only the tenth decimal place (the final decimal place provided by the `%15.10f` format of the `fprintf` statement).
- $h = 0.01$ and 0.001 appear to be excessively small.

We conclude this section with a (2, 4) embedded pair, i.e., an $O(h^2)$ method embedded in an $O(h^4)$ method. The fourth-order method (the original RK method reported by Runge and Kutta in the 1890s) is

$$k_1 = f(y_i, t_i)h \quad (1.50a)$$

$$k_2 = f(y_i + k_1/2, t_i + h/2)h \quad (1.50b)$$

$$k_3 = f(y_i + k_2/2, t_i + h/2)h \quad (1.50c)$$

$$k_4 = f(y_i + k_3, t_i + h)h \quad (1.50d)$$

with the stepping formula

$$y_{4,i+1} = y_i + (1/6)(k_1 + 2k_2 + 2k_3 + k_4) \quad (1.50e)$$

As we discussed previously, Equation 1.50e fits the Taylor series up to and including the fourth-order derivative term, $(d^4y/dt^4)(h^4/4!)$; i.e., the resulting numerical solution is $O(h^4)$.

The second-order midpoint RK method of Equations 1.40 has the same k_1 and k_2 and therefore is embedded in the fourth-order method. An error estimate for this second-order method can be obtained by subtracting the second-order stepping formula from the fourth-order stepping formula of Equation 1.50e:

$$\begin{aligned} \epsilon_i &= y_{4,i+1} - y_{2,i+1} = y_i + (1/6)(k_1 + 2k_2 + 2k_3 + k_4) - (y_i + k_2) \\ &= (1/6)(k_1 - 4k_2 + 2k_3 + k_4) \end{aligned} \quad (1.51)$$

Note how the k_1 and k_2 terms combine in arriving at Equation 1.51 since they are the same for both algorithms, i.e., Equations 1.40 and 1.50. ϵ_i of Equation 1.51 can now be used to automatically adjust the integration step, h , which is the basis of the programming in a set of routines to be discussed in subsequent chapters.

Note also that since this error estimate was achieved by subtracting the stepping formula for a second-order method (Equation 1.40a), from the stepping formula for a fourth-order method (Equation 1.50e), the error estimate actually represents two terms in the Taylor series, i.e., $(d^3y/dt^3)(h^3/3!)$ and $(d^4y/dt^4)(h^4/4!)$; i.e., ϵ_i from Equation 1.51 is a *two term error estimate*, and therefore we might expect that it will be more accurate than the one term error estimates of the preceding (1, 2), (2, 3), and (4, 5) pairs. Experience has indicated this is the case. In fact, some additional embedded RK pairs are listed in Appendix A, which have three term error estimates.

The principal conclusions from this discussion of embedded methods are as follows:

- The RK constants generally can be computed once for both the lower-order and the higher-order methods of an embedded pair. In other words, the common RK constants are the basis for embedded pairs.
- Correction of the lower-order solution using the estimated error (the difference between the higher- and lower-order methods) gives a substantially improved lower-order solution. In other words, the higher-order solution is used as the base point for the next step along the solution.

1.6 Library ODE Integrators

We have discussed several RK pairs $((1, 2), (2, 3), (2, 4), (4, 5))$ that can be used in library routines. Because each pair produces an estimate of the truncation error, these four methods can be used to automatically adjust h to achieve a specified error tolerance. Furthermore, although the preceding programming of the four pairs has been for a 1×1 problem (Equations 1.3 and 1.4 with the analytical solution (Equation 1.5)), they can be applied directly to the $n \times n$ problem by using vectors for the RK constants and the stepping formulas. Thus, we now have everything we need for general-purpose ODE integration routines, which are discussed in subsequent chapters.

To illustrate what we might accomplish, we consider briefly the ODE library routines in MATLAB (of the programming languages considered in the subsequent discussion, only Maple and MATLAB have built-in ODE utilities). MATLAB includes utilities for stiff and nonstiff ODEs (stiffness and stability are discussed briefly in the next section). However, we consider here only the nonstiff MATLAB integrators, *ode23* and *ode45*, which is consistent with the four RK pairs discussed previously since they are only for nonstiff problems (they are *explicit integrators*). The development of stiff (*implicit*) integrators is considerably more involved than in the preceding development, so we merely consider in the next section why they might be required for a particular problem, Equations 1.6 to 1.17.

Program 1.7 calls the two MATLAB nonstiff solvers, *ode23* and *ode45*, for solution of Equations 1.3 and 1.4, with the evaluation of the exact solution, Equation 1.5, to assess the accuracy of the numerical solution.

```
%
% Program 1.7
% Tumor model of eqs. (1.47), (1.48)
% (or eqs. (1.3), (1.4), (1.5))
%
% Global variables
global lambda alpha ncall;
```

```

%
% Model parameters
lambda=1.0;
alpha=1.0;
%
% Select method
for mf=1:2
%
% Error tolerances
reltol=1.0e-02;
abstol=1.0e-02;
for ncase=1:4
    reltol=1.0e-02*reltol;
    abstol=1.0e-02*abstol;
%
% Initialize counter for derivative evaluations
ncall=0;
%
% Variables for ODE integration
t0=0.0;
tf=10.0;
tout=[t0:1.0:tf]';
nout=11;
%
% Initial condition
y0=1.0;
%
% Call ODE integrator
options=odeset('RelTol',reltol,'AbsTol',abstol);
if (mf==1) [t,y]=ode23('odelp7',tout,y0,options); end
if (mf==2) [t,y]=ode45('odelp7',tout,y0,options); end
%
% Display solution and error
fprintf('\n\n mf = %1d\n case = %1d\n reltol = %6.2e\n\n\n',...
        mf,ncase,reltol,abstol);
fprintf('    t        ye        y        erry\n');
for i=1:nout
    ye(i)=y0*exp((lambda/alpha)*(1.0-exp(-alpha*t(i))));
    erry(i)=ye(i)-y(i);
    fprintf('%5.1f%9.4f%9.4f%15.10f\n',t(i),ye(i),y(i),
            erry(i));
end
fprintf('\n ncall = %5d\n',ncall);
%

```

```

% Next case
end
%
% Next method
end
%
% Plot last solution
plot(t,y);
xlabel('t')
ylabel('y(t)')
title(' Program 1.7, dy/dt = \lambda*exp(-\alpha*t)*y')
print prolp7.ps

```

Program 1.7

Program for the integration of Equation 1.48 by the library integrators *ode23* and *ode45*

We can note the following points about Program 1.7:

- Three global variables are defined, which can then be shared between Program 1.7 and a function, *ode1p7.m*, called by Program 1.7 to define ODE (Equation 1.3). In other words, *alpha*, *lambda*, and *ncall* are used in function *ode1p7.m*, but their values are initialized in Program 1.7:

```

%
% Global variables
global lambda alpha ncall;

```

- *lambda* and *alpha* are then set numerically (and, again, these values will be available in *ode1p7.m* because they are global variables):

```

%
% Model parameters
lambda=1.0;
alpha=1.0;

```

ncall is initialized numerically later in the code.

- A method flag, *mf*, is set to one of two values: *mf* = 1 calls *ode23* and *mf* = 2 calls *ode45*:

```

%
% Select method
for mf=1:2

```

- For each value of *mf*, four solutions are computed, with relative and absolute error tolerances of 10^{-4} , 10^{-6} , 10^{-8} , and 10^{-10} . *ode23* and *ode45* then attempt to adjust *h* to meet these tolerances:

```

%
% Error tolerances
reltol=1.0e-02;
abstol=1.0e-02;
for ncase=1:4
    reltol=1.0e-02*reltol;
    abstol=1.0e-02*abstol;

```

- At the beginning of each case ($ncase = 1$ to 4), a counter, $ncall$, is initialized that is then incremented each time the function `ode1p7.m` is called. This procedure gives the total number of calls to `ode1p7.m` and thus the number of derivative evaluations for each solution.

```

%
% Initialize counter for derivative evaluations
ncall=0;

```

Again, note that $ncall$ is a global variable so its value is returned to Program 1.7.

- The variables that define the interval in the independent variable, t , and when the solution is displayed are then initialized. $tout$ is a vector containing $t = 0, 1, \dots, 10$ (a total of 11 output values of t):

```

%
% Variables for ODE integration
t0=0.0;
tf=10.0;
tout=[t0:1.0:tf]';
nout=11;

```

- Initial condition (Equation 1.4) is set to start the solution:

```

%
% Initial condition
y0=1.0;

```

- The solution to Equation 1.3 is computed by `ode12` or `ode45`, depending on the value of mf :

```

%
% Call ODE integrator
options=odeset('RelTol',reltol,'AbsTol',abstol);
if(mf==1) [t,y]=ode23('ode1p7',tout,y0,options); end
if(mf==2) [t,y]=ode45('ode1p7',tout,y0,options); end

```

Function `option` is first called to set the relative and absolute error tolerances. Function `ode1p7.m` defines ODE (Equation 1.3) by receiving the global variables α and λ , and the current values of t and y to evaluate the right-hand side (RHS) of Equation 1.3:

```

function yt=ode1p7(t,y)
%
% Set global variables
global lambda alpha ncall;
%
% ODE
yt(1)=lambda*exp(-alpha*t)*y(1);
%
% Increment counter for derivative evaluations
ncall=ncall+1;

```

Note that y is an input column vector (with one element, $y(1)$, for the 1×1 ODE problem of Equation 1.3), and yt is an output column vector (with one element, $yt(1)$). t is an input scalar. Also, $ncall$ is incremented by 1 each time *ode1p7.m* is called, which then provides the total number of calls (derivative evaluations) reported in the output.

- The parameters and numerical solution are then displayed by a series of *fprintf* statements, including the exact solution and the error in the solution:

```

%
% Display solution and error
fprintf('\n\n mf = %1d\n case = %1d\n
        reltol = %6.2e\n abstol = %6.2e\n\n',...
        mf,ncase,reltol,abstol);
fprintf('      t      ye      y      erry\n');
for i=1:nout
    ye(i)=y0*exp((lambda/alpha
                 *(1.0-exp(-alpha*t(i))));
    erry(i)=ye(i)-y(i);
    fprintf('%5.1f%9.4f%9.4f%15.10f\n',t(i),ye(i),
           y(i),erry(i));
end
fprintf('\n ncall = %5d\n',ncall);

```

The first line of the first *fprintf* statement has been put on two lines to fit on the printed page, but would have to be returned to one line (since the line break ... cannot be used in the character string delimited by ').

- After the four cases are completed for each of the two methods (a total of $(4)(2) = 8$ solutions), the final (eighth) solution is plotted via the *plot* and related statements and then saved via *print pro1p7.ps*. The resulting Postscript file is Figure 1.4; this plot is rather bumpy because only 11 output values of t (in vector *tout*) are used. Of course, this number could easily be increased.

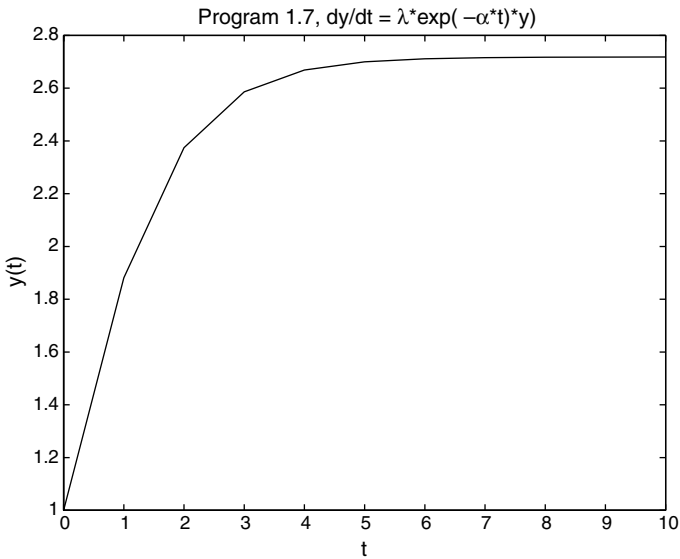


FIGURE 1.4

Solution of Equations 1.3, 1.4, 1.5, from Program 1.7, $mf = 2$, $n\text{case} = 4$.

```

%
% Next case
end
%
% Next method
end
%
% Plot last solution
plot(t,y);
xlabel('t')
ylabel('y(t)')
title('Program 1.7,
      dy/dt = \lambda*exp(-\alpha*t)*y')
print prolp7.ps

```

Note in the *title* statement that Greek letters can be included in the label in Figure 1.4 by using the codes `\lambda` and `\alpha`.

- Finally, we should note that routine *ode23* is based on a RK (2, 3) pair,³ and *ode45* is based on a RKF (4, 5) pair.³ The error estimates in these two RK methods are used to adjust h to achieve the error tolerances specified in the call to function *options*. Some detailed coding for this type of error monitoring and control is given in the routines discussed in subsequent chapters.

The output from Program 1.7 is listed below:

```
mf = 1
case = 1
reltol = 1.00e-004
abstol = 1.00e-004

  t      ye      y      erry
0.0  1.0000  1.0000  0.00000000000
1.0  1.8816  1.8816  -0.0000020034
2.0  2.3742  2.3743  -0.0000638807
3.0  2.5863  2.5864  -0.0000933201
4.0  2.6689  2.6691  -0.0001103656
5.0  2.7000  2.7002  -0.0001284242
6.0  2.7116  2.7117  -0.0001434300
7.0  2.7158  2.7160  -0.0001552112
8.0  2.7174  2.7175  -0.0001581733
9.0  2.7179  2.7181  -0.0001592608
10.0 2.7182  2.7183  -0.0001592537

ncall =    73

mf = 1
case = 2
reltol = 1.00e-006
abstol = 1.00e-006

  t      ye      y      erry
0.0  1.0000  1.0000  0.00000000000
1.0  1.8816  1.8816  -0.0000003221
2.0  2.3742  2.3742  -0.0000012721
3.0  2.5863  2.5863  -0.0000016231
4.0  2.6689  2.6689  -0.0000018847
5.0  2.7000  2.7000  -0.0000021190
6.0  2.7116  2.7116  -0.0000023452
7.0  2.7158  2.7158  -0.0000025176
8.0  2.7174  2.7174  -0.0000026866
9.0  2.7179  2.7179  -0.0000028883
10.0 2.7182  2.7182  -0.0000029806

ncall =    268
```

```
mf = 1  
case = 3  
reltol = 1.00e-008  
abstol = 1.00e-008
```

t	ye	y	erry
0.0	1.0000	1.0000	0.0000000000
1.0	1.8816	1.8816	-0.0000000072
2.0	2.3742	2.3742	-0.0000000188
3.0	2.5863	2.5863	-0.0000000229
4.0	2.6689	2.6689	-0.0000000260
5.0	2.7000	2.7000	-0.0000000285
6.0	2.7116	2.7116	-0.0000000309
7.0	2.7158	2.7158	-0.0000000331
8.0	2.7174	2.7174	-0.0000000354
9.0	2.7179	2.7179	-0.0000000374
10.0	2.7182	2.7182	-0.0000000394

```
ncall = 1180
```

```
mf = 1  
case = 4  
reltol = 1.00e-010  
abstol = 1.00e-010
```

t	ye	y	erry
0.0	1.0000	1.0000	0.0000000000
1.0	1.8816	1.8816	-0.0000000001
2.0	2.3742	2.3742	-0.0000000003
3.0	2.5863	2.5863	-0.0000000003
4.0	2.6689	2.6689	-0.0000000003
5.0	2.7000	2.7000	-0.0000000004
6.0	2.7116	2.7116	-0.0000000004
7.0	2.7158	2.7158	-0.0000000004
8.0	2.7174	2.7174	-0.0000000004
9.0	2.7179	2.7179	-0.0000000005
10.0	2.7182	2.7182	-0.0000000005

```
ncall = 5392
```



```
mf = 2
case = 1
reltol = 1.00e-004
abstol = 1.00e-004
```

t	ye	y	erry
0.0	1.0000	1.0000	0.0000000000
1.0	1.8816	1.8815	0.0000785756
2.0	2.3742	2.3742	0.0000230677
3.0	2.5863	2.5862	0.0000132883
4.0	2.6689	2.6689	0.0000149230
5.0	2.7000	2.7000	0.0000165095
6.0	2.7116	2.7115	0.0000172423
7.0	2.7158	2.7158	0.0000175329
8.0	2.7174	2.7174	0.0000176427
9.0	2.7179	2.7179	0.0000176835
10.0	2.7182	2.7181	0.0000177068

```
ncall = 73
```

```
mf = 2
case = 2
reltol = 1.00e-006
abstol = 1.00e-006
```

t	ye	y	erry
0.0	1.0000	1.0000	0.0000000000
1.0	1.8816	1.8816	0.0000010053
2.0	2.3742	2.3742	0.0000010986
3.0	2.5863	2.5863	0.0000011560
4.0	2.6689	2.6689	0.0000010643
5.0	2.7000	2.7000	0.0000010083
6.0	2.7116	2.7116	0.0000009776
7.0	2.7158	2.7158	0.0000009652
8.0	2.7174	2.7174	0.0000009604
9.0	2.7179	2.7179	0.0000009586
10.0	2.7182	2.7182	0.0000009579

```
ncall = 85
```

```
mf = 2
case = 3
reltol = 1.00e-008
abstol = 1.00e-008
```

t	ye	y	erry
0.0	1.0000	1.0000	0.0000000000
1.0	1.8816	1.8816	0.0000000237
2.0	2.3742	2.3742	0.0000000012
3.0	2.5863	2.5863	0.0000000128
4.0	2.6689	2.6689	0.0000000112
5.0	2.7000	2.7000	0.0000000428
6.0	2.7116	2.7116	0.0000000092
7.0	2.7158	2.7158	0.0000000014
8.0	2.7174	2.7174	-0.0000000231
9.0	2.7179	2.7179	-0.0000000081
10.0	2.7182	2.7182	0.0000000077

```
ncall = 163
```

```
mf = 2
case = 4
reltol = 1.00e-010
abstol = 1.00e-010
```

t	ye	y	erry
0.0	1.0000	1.0000	0.0000000000
1.0	1.8816	1.8816	0.0000000001
2.0	2.3742	2.3742	-0.0000000001
3.0	2.5863	2.5863	-0.0000000001
4.0	2.6689	2.6689	0.0000000003
5.0	2.7000	2.7000	0.0000000004
6.0	2.7116	2.7116	-0.0000000004
7.0	2.7158	2.7158	0.0000000003
8.0	2.7174	2.7174	0.0000000002
9.0	2.7179	2.7179	-0.0000000003
10.0	2.7182	2.7182	0.0000000001

```
ncall = 385
```

We can note the following points about this output:

- Generally the output indicates that the relative error tolerances specified in the call to function *options* have been met. For example, for the first solution:

```

mf = 1
case = 1
reltol = 1.00e-004
abstol = 1.00e-004
  t      ye      y      erry
0.0  1.0000  1.0000  0.00000000000
1.0  1.8816  1.8816  -0.0000020034
2.0  2.3742  2.3743  -0.0000638807
3.0  2.5863  2.5864  -0.0000933201
4.0  2.6689  2.6691  -0.0001103656
5.0  2.7000  2.7002  -0.0001284242
6.0  2.7116  2.7117  -0.0001434300
7.0  2.7158  2.7160  -0.0001552112
8.0  2.7174  2.7175  -0.0001581733
9.0  2.7179  2.7181  -0.0001592608
10.0 2.7182  2.7183  -0.0001592537

ncall = 73

```

- An error tolerance $reltol = 1.00e-004$ means that four figures of accuracy should be achieved in the numerical solution. In all cases, the numerical solution met this tolerance, e.g.,

```
2.0  2.3742  2.3743  - 0.0000638807
```

indicates an error of -0.000064 or at least four figures in 2.3742 . Similarly, $absrel = 1.00e-004$ indicates an absolute accuracy of 0.0001 , and this was nearly achieved, e.g.,

```
10.0 2.7182  2.7183  - 0.0001592537
```

or an absolute error of -0.00016 . The same general conclusions apply to the other seven solutions. For example, with $reltol = 1.00e-010$, $absrel = 1.00e-010$, the solution was accurate to nearly ten figures for both $mf = 1$ and 2 .

- The apparent computational effort, as measured by the number of derivative evaluations (calls to function *ode1p7.m*) differed substantially between *ode23* and *ode45*.

```

mf = 1
case = 4
reltol = 1.00e-010
abstol = 1.00e-010

ncall = 5392

```

```

mf = 2
case = 4
reltol = 1.00e-010
abstol = 1.00e-010

ncall = 385

```

Thus, the calls to *ode45* were less than 1/10 those to *ode23*. This result illustrates the relative efficiency of the higher-order method ((4, 5) is more efficient than (2, 3)). Note that this is true even though the (2, 3) pair requires the evaluation of k_1 , k_2 , and k_3 while the (4, 5) pair requires the evaluation of k_1 , k_2 , k_3 , k_4 , k_5 , and k_6 , i.e., each k_i evaluation adds one derivative evaluation.

- For a general-purpose (library) ODE integrator, the coding for the problem and for the numerical integration algorithm should be separated. In this way, the coding for a new problem can be written, then combined with the coding for the algorithm (so that the algorithm coding remains unchanged). This is illustrated in Program 1.7 in which the problem ODE is defined in a function, in this case named *ode1p7.m*, and the algorithms are contained in *ode23* and *ode45*, which remain unchanged from one problem to the next. We shall use this division between problem-specific and general coding in the library routines to be considered subsequently. Note that this division was not used in Programs 1.1 to 1.6; in this sense, Programs 1.3 and 1.6 are the worst examples in that the ODE RHS (of Equation 1.3) was coded repeatedly (each time a k_i was computed) rather than coding it just once as in function *ode1p7.m* called by Program 1.7. While this repetitive coding of the ODE in Programs 1.1 to 1.6 was not too cumbersome, we can imagine what it would be like, for example, for a 1000×1000 ODE system, with all 1000 ODEs programmed for each k_i !

We should also consider briefly the choice of error tolerances (the indiscriminate choice of error tolerances is probably the single most common reason for the failure of numerical library routines such as *ode23* and *ode45*). In this case, there was only one dependent variable, $y(t)$ defined by Equations 1.3 and 1.4. Further, since the range of values of y was approximately $1 \leq y \leq 3$, the choice of the same value for the relative and absolute tolerances was reasonable (as suggested by the preceding discussion of the tolerances and the resulting accuracy of the solutions).

However, the selection of a single tolerance for both the relative and absolute errors, or even the same absolute error tolerance for a problem with more than one dependent variable, is not always appropriate. For example, if we are interested in solving a 2×2 problem, with y_1 having a typical value of 1000 (perhaps a temperature) and y_2 having a typical value of 0.01 (perhaps a concentration), we might select an absolute error tolerance of 0.1 for y_1 (1 part in 10, 000), but this would be entirely too large for y_2 (10 parts in 1!), and

would result in a meaningless numerical solution for y_2 , and most likely for y_1 as well since the ODEs for y_1 and y_2 would most certainly be connected, i.e.,

$$\begin{aligned}\frac{dy_1}{dt} &= f_1(y_1, y_2, t) \\ \frac{dy_2}{dt} &= f_2(y_1, y_2, t)\end{aligned}$$

On the other hand, if we select an error tolerance of 0.000001 for y_2 (1 part in 10,000), this would be excessively small for y_1 (1 part in 1,000,000,000), and would probably result in an excessively long computer run as the method tried to adjust h to meet this overly stringent error tolerance.

The solution to this situation might appear to be to select a relative error tolerance such as 0.0001 (0.01% accuracy). However, a relative error is meaningful only if the corresponding dependent variables are not zero anywhere along the solution (but the absolute error criterion would not fail at such points). Thus, some care might also have to be given to the selection of a relative error. In general, the specification of both a relative tolerance and an absolute tolerance might avoid problems with error monitoring and control (automatic selection of h), but, again, different absolute tolerances might have to be selected for different dependent variables, and even different relative tolerances might also have to be selected for different dependent variables (depending on the sensitivity of the solution accuracy to the choice of the relative tolerance). In general, the library ODE integration routines to be considered subsequently will permit the selection of different relative and absolute tolerances for each dependent variable (but, again, appropriate values have to be selected for each dependent variable, and indiscriminate choices without much thought can lead to integrator failures, i.e., the failure to compute a solution with acceptable accuracy, or to even compute any solution).

Parenthetically, function *options* will accept a vector for *abstol* and thus define an absolute error tolerance for each dependent variable (for the reason explained with the preceding illustration of y_1 and y_2 having typical values of 1000 and 0.01). However, *reltol* defined by a call to *options* will accept only a scalar, so the same relative error tolerance is applied to all of the dependent variables.

To conclude this section, we include Program 1.8 for the 2x2 problem of Equations 1.6, 1.16, and 1.17, primarily to illustrate how *ode23* and *ode45* are used for a problem with more than one ODE. Program 1.8 is listed below:

```
%
% Program 1.8
% 2 x 2 system of eqs. (1.6), (1.16), (1.17)
%
% Global variables
% global a b;
%
```

```

% Model parameters
a=5.5;
b=4.5;
%
% Select method
for mf=1:2
%
% Error tolerances
reltol=1.0e-02;
abstol=1.0e-02;
for ncase=1:4
    reltol=1.0e-02*reltol;
    abstol=1.0e-02*abstol;
%
% Variables for ODE integration
t0=0.0;
tf=10.0;
tout=[t0:1.0:tf]';
nout=11;
%
% Initial condition
y10=0.0;
y20=2.0;
y0=[y10 y20]';
%
% Call ODE integrator
options=odeset('RelTol',reltol,'AbsTol',abstol);
if (mf==1) [t,y]=ode23('ode1p8',tout,y0,options); end
if (mf==2) [t,y]=ode45('ode1p8',tout,y0,options); end
%
% Display solution and error
fprintf('\n\n mf = %1d\n case = %1d\n
        reltol = %6.2e\n abstol = %6.2e\n\n',...
        mf,ncase,reltol,abstol);
fprintf('      t      y1e      y1      erry1\n
        y2e      y2      erry2\n');
for i=1:nout
    lambda1=-(a-b);
    lambda2=-(a+b);
    exp1=exp(lambda1*t(i));
    exp2=exp(lambda2*t(i));
    y1e=(y10+y20)/2.0*exp1-(y20-y10)/2.0*exp2;
    y2e=(y10+y20)/2.0*exp1+(y20-y10)/2.0*exp2;
    erry1=y1e-y(i,1);
    erry2=y2e-y(i,2);

```

```

        fprintf('%5.1f%9.4f%9.4f%15.10f\n
                %9.4f%9.4f%15.10f\n\n', ...
                t(i), y1e, y(i,1), erry1, y2e, y(i,2), erry2);
    end
%
% Next case
    end
%
% Next method
    end
%
% Plot last solution
    plot(t,y);
    xlabel('t');
    ylabel('y1(t), y2(t)');
    title(' Program 1.8, 2 x 2 Linear System');
    gtext('y1(t)');
    gtext('y2(t)');
    print prolp8.ps

```

Program 1.8

Program for the integration of Equations 1.6, 1.16, and 1.17 by the library integrators *ode23* and *ode45*

We can note the following points about Program 1.8:

- The constants a and b in Equations 1.6, 1.16, and 1.17 are declared as *global*, then assigned numerical values:

```

%
% Global variables
    global a b;
%
% Model parameters
    a=5.5;
    b=4.5;

```

- As in Program 1.7, two methods are used ($mf = 1$ for *ode23* and $mf = 2$ for *ode45*). For each of these methods, a set of four error tolerances is used (again, these tolerances are appropriate for y_1 and y_2 since these variables range over (approximately) $0 \leq y_1, y_2 \leq 2$).

```

%
% Select method
    for mf=1:2
%
% Error tolerances
        reltol=1.0e-02;

```

```

    abstol=1.0e-02;
    for ncase=1:4
        reltol=1.0e-02*reltol;
        abstol=1.0e-02*abstol;
    end

```

- The variables controlling the integration are the same as in Program 1.7:

```

%
%   Variables for ODE integration
t0=0.0;
tf=10.0;
tout=[t0:1.0:tf]';
nout=11;

```

Thus, the t scales for Programs 1.7 and 1.8 are the same, $0 \leq t \leq 10$, but clearly the t scale is problem dependent, and thus a final value of $t = tf$ must generally be selected for each new initial value problem. In other words, we must select tf to be large enough to encompass the entire solution, but not too large so that the essential details of the solution are confined to a small interval in t (generally at the beginning of the solution). The selection of an appropriate t scale is particularly important for stiff ODEs, as we shall observe in the next section on stability.

- The initial condition is now set as a vector (with two components):

```

%
%   Initial condition
y10=0.0;
y20=2.0;
y0=[y10 y20]';

```

Note that the last statement converts a *row vector* to a *column vector* (through the transpose operator, ') since an initial condition column vector is required by *ode23* and *ode45*.

- *ode23* and *ode45* are called in the same way as in Program 1.7:

```

%
%   Call ODE integrator
options=odeset('RelTol',reltol,'AbsTol',abstol);
if(mf==1) [t,y]=ode23('ode1p8',tout,y0,options); end
if(mf==2) [t,y]=ode45('ode1p8',tout,y0,options); end

```

The only difference is that function *ode1p8* is used to define the ODEs, Equations 1.6 and 1.16.

```

function yt=ode1p8(t,y)
%
% Set global variables
global a b;

```



```

%
% ODEs
yt(1)=-a*y(1)+b*y(2);
yt(2)= b*y(1)-a*y(2);
yt=yt';

```

We can note the following points about *ode1p8.m*:

- A vector of derivatives, yt , with two elements is computed according to the ODEs, Equations 1.6 and 1.16. In other words, the dependent variable vector, y , is an input to *ode1p8.m* (generated by the integrator, *ode23* or *ode45*), and the derivative vector, yt , is the output from *ode1p8.m*.
- Note also that this output derivative vector must be a *column* vector (required by *ode23* and *ode45*), so a transpose is taken at the end of *ode1p8.m*.
- The numerical and exact solutions for y_1 and y_2 are then displayed (again, the character strings are put on two lines so that they fit on a printed page).

```

%
% Display solution and error
fprintf('\n\n mf = %1d\n case = %1d\n
        reltol = %6.2e\n abstol = %6.2e\n\n', ...
        mf,ncase,reltol,abstol);
fprintf('      t          y1e          y1          erry1\n
        y2e          y2          erry2\n');
for i=1:nout
    lambda1=-(a-b);
    lambda2=-(a+b);
    exp1=exp(lambda1*t(i));
    exp2=exp(lambda2*t(i));
    y1e=(y10+y20)/2.0*exp1-(y20-y10)/2.0*exp2;
    y2e=(y10+y20)/2.0*exp1+(y20-y10)/2.0*exp2;
    erry1=y1e-y(i,1);
    erry2=y2e-y(i,2);
    fprintf('%5.1f%9.4f%9.4f%15.10f\n
            %9.4f%9.4f%15.10f\n\n', ...
            t(i),y1e,y(i,1),erry1,y2e,y(i,2),erry2);
end

```

In computing the exact solutions, the two eigenvalues λ_1 and λ_2 of Equations 1.16 are first computed (*lambda1* and *lambda2*). The exponentials in Equations 1.17 corresponding to these eigenvalues are then computed (*exp1* and *exp2*). Finally, the exact analytical solutions,

Equations 1.17, are programmed ($y1e$ and $y2e$), and then the corresponding truncation errors, $erry1$ and $erry2$, are computed.

- Note also that *ode23* and *ode45* actually return a matrix as the solution, y , consisting of $nout$ rows (for the $nout$ values of t), and two columns (for the two dependent variables, y_1 and y_2). This matrix is then used in the output lines:

```
erry1=y1e-y(i,1);
erry2=y2e-y(i,2);
fprintf('%5.1f%9.4f%9.4f%15.10f\n
        %9.4f%9.4f%15.10f\n\n',...
        t(i),y1e,y(i,1),erry1,y2e,y(i,2),erry2);
```

where i is set by the *for* statement

```
for i=1:nout
```

- After the two *for* loops (which set mf and $ncase$) are finished, the solution is plotted (corresponding to $mf = 2$ and $ncase = 4$):

```
%
% Next case
end
%
% Next method
end
%
% Plot last solution
plot(t,y);
xlabel('t')
ylabel('y1(t),y2(t)')
title(' Program 1.8, 2 x 2 Linear System')
gtext('y1(t)');
gtext('y2(t)');
print pro1p8.ps
```

Note that function *plot* is able to accept the matrix y directly since it checks for the correct number of rows in t (a column vector with $nout$ rows). The resulting plot is then written to the Postscript file *pro1p8.ps* for storage.

The output from Program 1.8 is abbreviated below (to avoid excessive printed output) for $mf = 1$ and 2, $ncase = 1$ and 4:

```
mf = 1
case = 1
reltol = 1.00e-004
abstol = 1.00e-004
```

t	y1e y2e	y1 y2	erry1 erry2
0.0	0.0000 2.0000	0.0000 2.0000	0.0000000000 0.0000000000
1.0	0.3678 0.3679	0.3679 0.3679	-0.0000179424 0.0000643053
2.0	0.1353 0.1353	0.1353 0.1353	0.0000767180 0.0000769485
3.0	0.0498 0.0498	0.0497 0.0497	0.0001011036 0.0001052134
4.0	0.0183 0.0183	0.0182 0.0182	0.0000911283 0.0000835132
5.0	0.0067 0.0067	0.0068 0.0066	-0.0000336414 0.0001147145
6.0	0.0025 0.0025	0.0026 0.0023	-0.0001634482 0.0001981412
7.0	0.0009 0.0009	0.0010 0.0008	-0.0001346866 0.0001489110
8.0	0.0003 0.0003	0.0004 0.0002	-0.0001107129 0.0001164729
9.0	0.0001 0.0001	0.0002 0.0000	-0.0001063790 0.0001086973
10.0	0.0000 0.0000	0.0001 0.0000	-0.0000217537 0.0000226717

```
mf = 1
case = 4
reltol = 1.00e-010
abstol = 1.00e-010
```

t	y1e y2e	y1 y2	err1 err2
0.0	0.0000 2.0000	0.0000 2.0000	0.0000000000 0.0000000000
1.0	0.3678 0.3679	0.3678 0.3679	0.0000000000 0.0000000000
2.0	0.1353 0.1353	0.1353 0.1353	0.0000000001 0.0000000001
3.0	0.0498 0.0498	0.0498 0.0498	0.0000000001 0.0000000001
4.0	0.0183 0.0183	0.0183 0.0183	0.0000000001 0.0000000001
5.0	0.0067 0.0067	0.0067 0.0067	0.0000000001 0.0000000001
6.0	0.0025 0.0025	0.0025 0.0025	0.0000000001 0.0000000001
7.0	0.0009 0.0009	0.0009 0.0009	0.0000000001 0.0000000001
8.0	0.0003 0.0003	0.0003 0.0003	0.0000000001 0.0000000001
9.0	0.0001 0.0001	0.0001 0.0001	0.0000000001 0.0000000001
10.0	0.0000 0.0000	0.0000 0.0000	0.0000000001 0.0000000001

```

mf = 2
case = 1
reltol = 1.00e-004
abstol = 1.00e-004

```

t	y1e y2e	y1 y2	erry1 erry2
0.0	0.0000 2.0000	0.0000 2.0000	0.0000000000 0.0000000000
1.0	0.3678 0.3679	0.3678 0.3679	-0.0000030880 0.0000032018
2.0	0.1353 0.1353	0.1353 0.1353	0.0000102110 -0.0000087609
3.0	0.0498 0.0498	0.0498 0.0498	0.0000169871 -0.0000174932
4.0	0.0183 0.0183	0.0183 0.0183	0.0000136219 -0.0000139397
5.0	0.0067 0.0067	0.0068 0.0067	-0.0000481707 0.0000480671
6.0	0.0025 0.0025	0.0025 0.0025	0.0000142956 -0.0000143637
7.0	0.0009 0.0009	0.0009 0.0009	-0.0000255897 0.0000255619
8.0	0.0003 0.0003	0.0003 0.0004	0.0000202537 -0.0000202664
9.0	0.0001 0.0001	0.0001 0.0001	0.0000139694 -0.0000139749
10.0	0.0000 0.0000	0.0000 0.0001	0.0000145650 -0.0000145673

```
mf = 2
case = 4
reltol = 1.00e-010
abstol = 1.00e-010
```

t	y1e y2e	y1 y2	erry1 erry2
0.0	0.0000 2.0000	0.0000 2.0000	0.0000000000 0.0000000000
1.0	0.3678 0.3679	0.3678 0.3679	0.0000000000 0.0000000000
2.0	0.1353 0.1353	0.1353 0.1353	0.0000000000 0.0000000000
3.0	0.0498 0.0498	0.0498 0.0498	0.0000000000 0.0000000000
4.0	0.0183 0.0183	0.0183 0.0183	0.0000000000 0.0000000000
5.0	0.0067 0.0067	0.0067 0.0067	0.0000000000 0.0000000000
6.0	0.0025 0.0025	0.0025 0.0025	0.0000000000 0.0000000000
7.0	0.0009 0.0009	0.0009 0.0009	0.0000000000 0.0000000000
8.0	0.0003 0.0003	0.0003 0.0003	0.0000000000 0.0000000000
9.0	0.0001 0.0001	0.0001 0.0001	0.0000000000 0.0000000000
10.0	0.0000 0.0000	0.0000 0.0000	0.0000000000 0.0000000000

Generally we can conclude that the error monitoring and control (automatic h adjustment) worked as expected for both *ode23* and *ode45*. The plot for $mf = 2, ncase = 4$ appears in Figure 1.5. We can note in Figure 1.5 the initial conditions $y_1(0) = 0, y_2(0) = 2$ of Equations 1.6; as the solution evolves, the

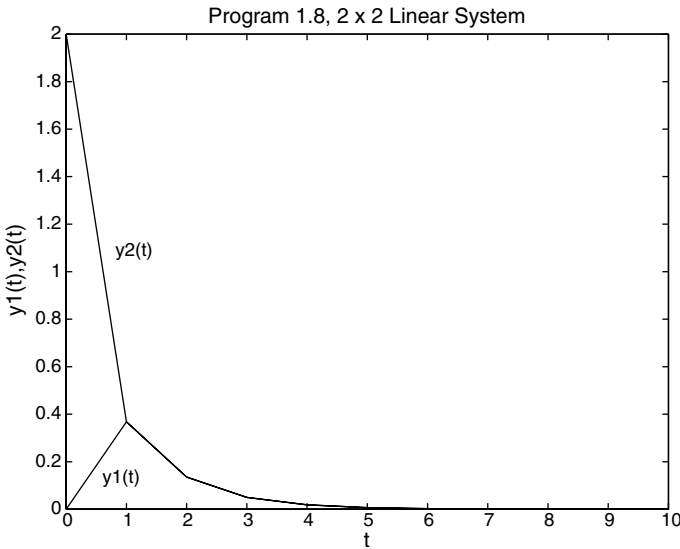


FIGURE 1.5
Solution of Equations 1.6, 1.16, from Program 1.8, $mf = 2$, $ncase = 4$.

two components, $y_1(t)$, $y_2(t)$ come together at approximately $t = 1$, then follow a common path. This is consistent with the analytical solution, Equation 1.17. At $t = 1$ the exponential $e^{\lambda_2 t} = e^{-(a+b)t} = e^{-(5.5+4.5)t} = e^{-10t}$ decays to insignificance in both $y_1(t)$ and $y_2(t)$; the two solutions then decay according to the exponential $e^{\lambda_1 t} = e^{-(a-b)t} = e^{-(5.5-4.5)t} = e^{-t}$, and we need to compute to $t = 10$ for this exponential to fully decay.

This is a common feature of the solution to simultaneous linear ODEs. In particular:

- There is an initial interval, e.g., $0 \leq t \leq 1$, in which all of the exponentials (for all of the ODE eigenvalues) are significant. However, the exponentials with the largest eigenvalues, in this case $\lambda_2 = -10$ decay rapidly.
- If the eigenvalues are complex, then the magnitudes of their real parts determine how long this *initial transient* or *boundary layer* persists (and, of course, the real parts should all be negative for the ODE system to be stable; if any of the eigenvalues have positive real parts, the corresponding exponentials will grow with increasing t).
- Once this initial transient is past, the solutions decay according to the smallest eigenvalues, in this case $\lambda_1 = -1$, which defines the total t scale of the solution to be approximately $0 \leq t \leq 10$ (as reflected in Figure 1.5).

- If the eigenvalues are widely separated (a *stiff system*), the initial transient determined by the largest eigenvalues will be very short (and thus will require many small integration steps for an accurate solution in this interval). However, the total length or scale of the solution in t will be determined by the smallest eigenvalues, but *small steps will still have to be taken throughout the entire solution to maintain stability* with a nonstiff (explicit) integrator such as the ones we have considered so far. It is this combination of small h to cover a large interval in t that makes stiff ODE systems relatively difficult to solve numerically with a nonstiff integrator.

We now consider some of the stability properties of ODE integrators for stiff and nonstiff ODEs. In other words, in addition to the previous consideration of *accuracy*, typically in the form of the order conditions, e.g., $O(h^p)$, $p = 1, 2, 3, 4, 5$, we must also consider a second important limitation of numerical integration algorithms, their *stability*, which is discussed in the next, and final, section of this chapter.

1.7 Stability of RK Methods

So far, we have assumed that h will somehow be selected (either manually as in Programs 1.1 to 1.6, or automatically as in Programs 1.7 and 1.8) so as to achieve a numerical ODE solution of acceptable accuracy. Thus accuracy, at least so far in this discussion, has determined h . However, there are situations for which h must be reduced to a level that ensures a *stable numerical solution*, and this restriction on h will occur at a smaller value of h than that determined by accuracy. The class of problems for which stability limits h is termed *stiff*.

We start the discussion of stability by considering the model ODE (Equation 1.22) $dy/dt = \lambda y$, $y(0) = y_0$, where we have chosen *real*(λ), < 0 so that the solution

$$y(t) = y_0 e^{\lambda t} \quad (1.52)$$

is stable (decays exponentially with t). If we apply the Euler method, Equation 1.19 or 1.28, to this system, starting at the initial condition $y(0) = y_0$,

$$y_1 = y_0 + \frac{dy_0}{dt}h = y_0 + (\lambda y_0)h = y_0(1 + \lambda h)$$

For the next step from y_1 to y_2

$$y_2 = y_1 + \frac{dy_1}{dt}h = y_1 + (\lambda y_1)h = y_1(1 + \lambda h) = y_0(1 + \lambda h)(1 + \lambda h) = y_0(1 + \lambda h)^2$$

In general, after n steps to go from y_0 to y_n

$$y_n = y_0(1 + \lambda h)^n \quad (1.53)$$

We can consider how this Euler solution (Equation 1.53) compares with the exact solution, Equation 1.52:

$\lambda h = -2$	n	y_n
	1	$y_1 = y_0(1 - 2) = -y_0$
	2	$y_2 = y_1(1 - 2) = -y_0(-1) = y_0$
	3	$y_3 = y_2(1 - 2) = y_0(-1) = -y_0$, etc.
$\lambda h = -3$	n	y_n
	1	$y_1 = y_0(1 - 3) = -2y_0$
	2	$y_2 = y_1(1 - 3) = -2y_0(-2) = 4y_0$
	3	$y_3 = y_2(1 - 3) = 4y_0(-2) = -8y_0$, etc.
$\lambda h = -0.5$	n	y_n
	1	$y_1 = y_0(1 - 0.5) = 0.5y_0$
	2	$y_2 = y_1(1 - 0.5) = 0.5y_0(0.5) = 0.25y_0$
	3	$y_3 = y_2(1 - 0.5) = 0.25y_0(0.5) = 0.125y_0$, etc.

When $|\lambda h| = 2$ (i.e., $\lambda h = -2$), the solution oscillates between y_0 and $-y_0$ (when it should decay according to Equation 1.52). When $|\lambda h| > 2$ (i.e., $\lambda h = -3$), the solution grows in amplitude from y_0 to $-2y_0$ to $4y_0$, etc. (the solution is unstable). However, when $|\lambda h| < 2$ (i.e., $\lambda h = -0.5$), the solution decays (and is therefore stable). Thus, $|\lambda h| = 2$ is the *stability limit of the Euler method* when applied to this model problem (Equation 1.22).

Also, since the eigenvalues of ODEs can, in general, be complex, the stability criterion $|\lambda h| = 2$ defines a circle in the complex plane with center at $(-1, i0)$ and unit radius as illustrated in Figure 1.6. Note, in particular, the stability interval $-2 \leq \lambda h \leq 0$ along the negative real axis when λ is real and negative (corresponding to a stable solution from Equation 1.52), and h is positive (the case we have considered, although the previous integration methods are valid for negative h corresponding to integration in the direction of decreasing t).

We can establish the *stability region* of Figure 1.6 for the Euler method (the interior of the circle is the stable region) by plotting a series of points in the complex plane corresponding to a series of values of λh . Consider the stepping formula for the Euler method from point y_i to point y_{i+1} , Equation 1.19. If the numerical solution from this stepping formula is to be stable, we require

$$\left| \frac{y_{i+1}}{y_i} \right| \leq 1$$

In other words, the absolute value of the solution at $i + 1$ should be less than or equal to the absolute value at i as, for example, in the exponential decay of Equation 1.52 (the ratio $|y_{i+1}/y_i|$ is generally called the *amplification factor* or *stability function*, and it should be less than one for a stable solution).

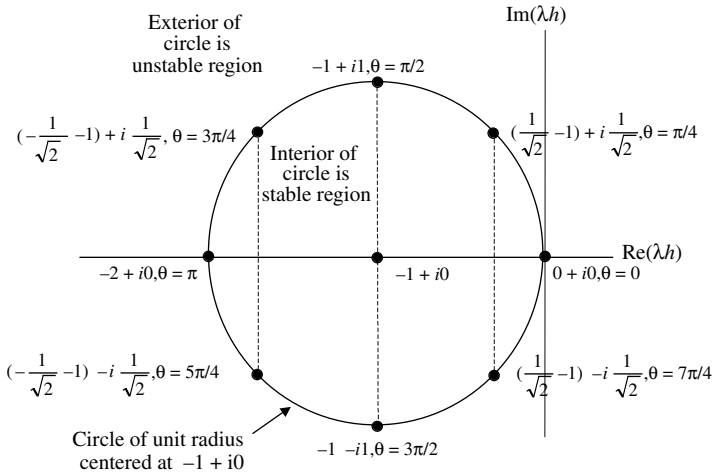


FIGURE 1.6
The stability region of the Euler method.

For the Euler method applied to the model ODE $dy/dt = \lambda y$, $y(0) = y_0$ (Equation 1.22)

$$y_{i+1} = y_i + \frac{dy_i}{dt}h = y_i + (\lambda y_i)h = y_i(1 + \lambda h)$$

or

$$\frac{y_{i+1}}{y_i} = 1 + (\lambda h)$$

For this ratio to have an absolute value of 1, even for complex λ , we require

$$1 + (\lambda h) = e^{i\theta}$$

$e^{i\theta}$ is a complex variable with unit magnitude, i.e., $|e^{i\theta}| = 1$. Since $e^{i\theta} = \cos \theta + i \sin \theta$ (the Euler identity),

$$1 + \text{Re}(\lambda h) + i \text{Im}(\lambda h) = \cos \theta + i \sin \theta$$

so that

$$\text{Re}(\lambda h) = \cos \theta - 1$$

$$\text{Im}(\lambda h) = \sin \theta$$

We can determine the values of $\text{Re}(\lambda h)$ and $\text{Im}(\lambda h)$ for a selected sets of values of θ

θ	$e^{i\theta}$	λh
0	$1 + i0$	$0 + i0$
$\pi/4$	$1/\sqrt{2} + i(1/\sqrt{2})$	$(1/\sqrt{2} - 1) + i(1/\sqrt{2})$
$\pi/2$	$0 + i1$	$-1 + i1$
$3\pi/4$	$-1/\sqrt{2} + i(1/\sqrt{2})$	$(-1/\sqrt{2} - 1) + i(1/\sqrt{2})$
π	$-1 + 0i$	$-2 + i0$
$5\pi/4$	$-1/\sqrt{2} - i(1/\sqrt{2})$	$(-1/\sqrt{2} - 1) - i(1/\sqrt{2})$
$3\pi/2$	$0 - i1$	$-1 - i1$
$7\pi/4$	$1/\sqrt{2} - i(1/\sqrt{2})$	$(1/\sqrt{2} - 1) - i(1/\sqrt{2})$
2π	$1 + i0$	$0 + i0$

If $\text{Re}(\lambda h)$ is plotted vs. $\text{Im}(\lambda h)$, the resulting figure is a circle, centered at $(-1, i0)$ with unit radius (see Figure 1.6). If h is chosen so that the complex point λh falls outside the circle, the numerical solution will be unstable (since $|y_{i+1}/y_i| > 1$). Thus, a stability limit is placed on h for the explicit Euler method.

Usually, the accuracy requirement will set the step h to a value smaller than for $|\lambda h| = 2$, as discussed previously. However, there is an exception to this conclusion. Consider the 2×2 system of Equations 1.6 and the analytical solution, Equation 1.17, for the special case $y_1(0) = 0$, $y_2(0) = 2$

$$y_1(t) = e^{\lambda_1 t} - e^{\lambda_2 t} \quad (1.54a)$$

$$y_2(t) = e^{\lambda_1 t} + e^{\lambda_2 t} \quad (1.54b)$$

for which the eigenvalues are $\lambda_1 = -(a-b)$, $\lambda_2 = -(a+b)$ as noted previously (recall again how Equations 1.54 appear numerically in Figure 1.5 for $a = 5.5$, $b = 4.5$ and $\lambda_1 = -1$, $\lambda_2 = -10$).

We now consider some additional particular values for a and b

Values of a, b	Values of λ_1, λ_2	$\frac{ \lambda_2 }{ \lambda_1 }$ and Description
<i>Case 1</i>		
$a = 50.5$	$\lambda_2 = -100$	$\frac{ \lambda_2 }{ \lambda_1 } = 100$ nonstiff
$b = 49.5$	$\lambda_1 = -1$	
<i>Case 2</i>		
$a = 500.5$	$\lambda_2 = -1000$	$\frac{ \lambda_2 }{ \lambda_1 } = 1000$ moderately stiff
$b = 499.5$	$\lambda_1 = -1$	
<i>Case 3</i>		
$a = 500,000.5$	$\lambda_2 = -1,000,000$	$\frac{ \lambda_2 }{ \lambda_1 } = 1,000,000$ stiff
$b = 499,999.5$	$\lambda_1 = -1$	

Consider the maximum Euler step for the stiff case. If $\lambda_2 = -1,000,000$, the maximum stable step is given by $|\lambda h| = 2$ or $h = 2/1,000,000 = 0.000002$. However, to compute a complete solution, we require a final t given approximately by $\lambda_1 t \approx -10$ (or $t = 10$ so that $\exp(\lambda_1 t) = \exp(-10)$ has decayed to insignificance compared to the initial condition $y_2(0) = 2$). Thus, we must take $10/0.000002 = 5 \times 10^6$ steps! If this does not seem like a large number of steps, consider $a = 500,000,000.5$, $b = 499,999,999.5$ for which the ratio

$$\frac{|\text{largest eigenvalue}|}{|\text{smallest eigenvalue}|} = \frac{|\lambda_{\max}|}{|\lambda_{\min}|} = \frac{|\lambda_2|}{|\lambda_1|} = 10^9$$

and 5×10^9 steps would be required to compute a complete solution (physical problems in which this *stiffness ratio* = $|\lambda_{\max}|/|\lambda_{\min}| = 10^{12}$ to 10^{15} are not unusual).

As an incidental point, note that the calculation of λ_1 requires a subtraction, $\lambda_1 = -(a - b)$. If a and b are nearly equal, e.g., $a = 500,000.5$, $b = 499,999.5$, then this subtraction might be done with substantial error. For example, if the *machine precision* (often termed the *machine epsilon* or *unit roundoff*) is 10^{-7} (one part in 10^7) corresponding to 32-bit arithmetic, this stiff ODE system could not be integrated numerically since the calculation of $(a - b)$ requires a precision better than more than one part in 10^7 . Although this is a heuristic argument, generally the conclusion is correct, i.e., stiff systems require a precision that is substantially better than set by $|\lambda_{\max}|/|\lambda_{\min}|$ (1,000,000 in the preceding example). As an example of available precision, the machine epsilon for MATLAB and Java is approximately 10^{-15} so that an ODE system with a stiffness ratio approaching 10^{15} can be accommodated with these systems.

Thus, if we require the solution to a system of stiff ODEs, we should not use the Euler method (because of the stability limit $|\lambda h| = 2$). We might consider a higher-order method, e.g., the modified Euler method of Equation 1.29, the classical fourth-order RK method of Equations 1.50, but if we do a similar stability analysis, we arrive at a stability limit that is not much greater than for the Euler method. For example, consider application of the fourth-order RK of Equations 1.50 to the model ODE (Equation 1.22) $dy/dt = \lambda y$, $y(0) = y_0$, where we have chosen $\text{real}(\lambda) < 0$ so that the solution, Equation 1.52 (or $y_i e^{\lambda h}$ for one step h as noted after Equation 1.22), is stable. The RK constants for the model problem are

$$\begin{aligned} k_1 &= f(y_i, t_i)h = \lambda y_i h \\ k_2 &= f(y_i + k_1/2, t_i + h/2)h = \lambda(y_i + \lambda h y_i/2)h \\ k_3 &= f(y_i + k_2/2, t_i + h/2)h = \lambda[y_i + \lambda(y_i + \lambda h y_i/2)h/2]h \\ k_4 &= f(y_i + k_3, t_i + h)h = \lambda\{y_i + \lambda[y_i + \lambda(y_i + \lambda h y_i/2)h/2]h\}h \end{aligned}$$

and the stepping formula is

$$\begin{aligned}
 y_{i+1} &= y_i + (1/6)(k_1 + 2k_2 + 2k_3 + k_4) \\
 &= y_i + (1/6)[\lambda h y_i + 2\lambda(y_i + \lambda h y_i/2)h + 2\lambda[y_i + \lambda(y_i + \lambda h y_i/2)h/2]h \\
 &\quad + \lambda\{y_i + \lambda[y_i + \lambda(y_i + \lambda h y_i/2)h/2]h\}h] \\
 &= y_i\{1 + (1/6)[(1 + 2 + 2 + 1)(\lambda h) + (1/6)(1 + 1 + 1)(\lambda h)^2 \\
 &\quad + (1/6)(1/2 + 1/2)(\lambda h)^3 + (1/6)(1/4)(\lambda h)^4]\} \\
 &= y_i(1 + (\lambda h)/1! + (\lambda h)^2/2! + (\lambda h)^3/3! + (\lambda h)^4/4!) \quad (1.55a)
 \end{aligned}$$

Since the exact solution to the model problem is $y = y_0 e^{\lambda t}$ for the distance $t = h$, the solution changes from y_i to y_{i+1} according to the exact solution

$$y_{i+1} = y_i e^{\lambda h} = y_i(1 + (\lambda h)/1! + (\lambda h)^2/2! + (\lambda h)^3/3! + (\lambda h)^4/4! + \dots) \quad (1.55b)$$

Thus, the RK stepping formula fits the Taylor series solution of the exact solution up to and including the $(\lambda h)^4$ term (up to and including the $(d^4 y_i/dt^4)(h^4/4!)$ term), as expected (compare Equations 1.55). Also, although the exact solution, Equation 1.55b, is stable for $\lambda < 0$, the approximate solution, Equation 1.55a, is not necessarily stable (because of the truncation). In fact, we can choose h large enough to make the solution of Equation 1.55a unstable.

Again, if the numerical solution is to remain stable, we require $|y_{i+1}/y_i| \leq 1$. Thus, for the limiting value $|y_{i+1}/y_i| = 1$

$$|1 + (\lambda h)/1! + (\lambda h)^2/2! + (\lambda h)^3/3! + (\lambda h)^4/4!| = 1 \quad (1.55c)$$

and we can consider what values of λh will satisfy Equation 1.55c. Clearly $\text{real}(\lambda h) < 0$. If $\lambda h = -2.785$,

$$\begin{aligned}
 1 + (-2.785)/1! + (-2.785)^2/2! + (-2.785)^3/3! + (-2.785)^4/4! &= 1 \\
 1 - 2.785 + 3.878 - 3.600 + 2.507 &= 0.9996 \approx 1
 \end{aligned}$$

Thus, in place of the stability criterion for the Euler method, $|\lambda h| = 2$, we have for the fourth-order RK method along the negative real axis $|\lambda h| = 2.785$. In other words, the stability is not improved very much by going to a higher-order RK (or, in general, an explicit) method. For example, for the stiff case $a = 500,000.5$, $b = 499,999.5$ considered previously, for which the maximum stable step for the Euler method was $h = 0.000002$, the maximum stable step is now $h = 0.000002785$, and the required number of steps for a complete solution is reduced from $10/0.000002 = 5.0 \times 10^6$ to $10/0.000002785 = 3.59 \times 10^6$ (not a very significant reduction, particularly when we recall that the classical fourth-order RK of Equations 1.50 requires four derivative evaluations for step h while the Euler method requires only one derivative evaluation).

We could also repeat the previous calculations for the Euler method to determine the stability region for the fourth-order RK method that is analogous to the circle in Figure 1.6, that is, by finding the values of λh that satisfy

$$1 + (\lambda h)/1! + (\lambda h)^2/2! + (\lambda h)^3/3! + (\lambda h)^4/4! = e^{i\theta} \tag{1.55d}$$

This calculation is a little more involved than for the Euler method, so we merely state that the resulting stability diagram is in Schiesser,⁴ p. 157; Fortran and MATLAB program to calculate the boundary of the stability region is available from the authors (W.E.S.).

In summary, any explicit method will have a stability limit similar to the Euler method. So we might logically pose the question, “How do we efficiently compute the solution to a stiff ODE system?” The answer is that we must use an *implicit algorithm* (which generally will have a much larger stability region than an explicit method). Another way we can understand the stability limit of the explicit Euler method, Equation 1.19 (in addition to the preceding analysis which led to $|\lambda h| = 2$), is to recall the projection along a straight line in Figure 1.1. Specifically, if any eigenvalue of an ODE system is large, the solution changes rapidly (with respect to t), and the projection will therefore be highly inaccurate in going from y_i to y_{i+1} unless h is very small. One way to avoid this required use of a small h is to evaluate the derivative dy/dt at $i + 1$ rather than at i , i.e., to use the *implicit Euler method*

$$y_{i+1} = y_i + \frac{dy_{i+1}}{dt}h \tag{1.56}$$

To show that using Equation 1.56 will be effective for stiff ODEs, we can repeat the preceding stability analysis for the ODE $dy/dt = \lambda y$, $y(0) = y_0$, where we have again chosen $real(\lambda) < 0$ so that the exact solution $y(t) = y_0e^{\lambda t}$ is stable (decays exponentially with t). If we apply the implicit Euler method, Equation 1.56, to this system,

$$y_1 = y_0 + \frac{dy_1}{dt}h = y_0 + (\lambda y_1)h \text{ or } y_1/y_0 = \frac{1}{1 - \lambda h}$$

For the next step

$$y_2 = y_1 + \frac{dy_2}{dt}h = y_1 + (\lambda y_2)h \text{ or } \frac{y_2}{y_1} = \frac{1}{1 - \lambda h}$$

Then for two steps

$$\frac{y_2}{y_0} = \frac{y_2}{y_1} \frac{y_1}{y_0} = \left(\frac{1}{1 - \lambda h}\right) \left(\frac{1}{1 - \lambda h}\right) = \left(\frac{1}{1 - \lambda h}\right)^2$$

In general, after n steps

$$y_n = y_0 \left(\frac{1}{1 - \lambda h}\right)^n \tag{1.57}$$

We can again consider how this Euler solution (Equation 1.57) compares with the exact solution, $y(t) = y_0 e^{\lambda t}$. A few specific values of the numerical solution are computed as before

$$\begin{aligned} \lambda h = -2 \quad n \quad y_n \\ 1 \quad y_1 = y_0 / (1 + 2) = y_0 / 3 \\ 2 \quad y_2 = y_1 / (1 + 2) = y_0 (1/3)^2 \\ 3 \quad y_3 = y_2 / (1 + 2) = y_0 (1/3)^3 \text{ etc.} \end{aligned}$$

Note that the solution decays in contrast to the explicit Euler method. This decay will occur no matter how large h is (in fact, the decay is faster with increasing h), so the implicit Euler method has no limit on λh with respect to stability, i.e., *the implicit Euler method is unconditionally stable. The step h is therefore only limited by accuracy.*

However, there is generally a price to be paid for the enhanced stability of implicit methods. If the model equation is

$$\frac{dy}{dt} = f(y, t)$$

and $f(y, t)$ is nonlinear, then application of the implicit Euler method, Equation 1.56, gives

$$y_{i+1} = y_i + \frac{dy_{i+1}}{dt} h = y_i + f(y_{i+1}, t_{i+1}) h$$

Note that the solution at the advanced point, y_{i+1} , now appears on both sides of the stepping formula, and we therefore must solve a nonlinear equation to compute y_{i+1} . Thus, the price we pay in general when using implicit methods is the *solution of systems of nonlinear (algebraic) equations*. For stiff ODEs, the additional effort of solving systems of nonlinear equations is usually well worthwhile since much larger integration steps are possible because of the improved stability characteristics of implicit methods (for example, for the previous stiff problem with $\lambda_1 = -1$, $\lambda_2 = -1,000,000$, rather than 5×10^6 required steps for the explicit Euler method, probably a few hundred steps would be sufficient with the implicit Euler method to achieve reasonable accuracy since stability is not an issue; thus orders-of-magnitude reductions in the number of integration steps can be achieved by using an implicit integrator). Conversely, using a stiff (implicit) integrator on a nonstiff problem will waste computer time since the solution of nonlinear equations is unnecessary (as we observed in Programs 1.1 to 1.6).

We concluded the implicit Euler method is unconditionally stable, but it also has low accuracy (it is first order). Thus, we seek integration algorithms that *have good stability and good accuracy*. A widely used implicit method for stiff ODEs that has good combined stability and accuracy is based on the backward differentiation formulas (BDFs), which have the following general

form (References 5 and 6, pp. 183–184). The BDF stepping formula is

$$\alpha_0 y_{i+1} + \alpha_1 y_i + \cdots + \alpha_\nu y_{i-\nu+1} = hf(y_{i+1}t_{i+1}) \tag{1.58}$$

for $dy/dt = f(y, t)$, where ν is the order of the method (that defines the coefficients in a particular row of the following table of coefficients)

ν	α_0	α_1	α_2	α_3	α_4	α_5	α_6
1	1	-1					
2	3/2	-2	1/2				
3	11/6	-3	3/2	-1/3			
4	25/12	-4	3	-4/3	1/4		
5	137/60	-5	-10/3	5/4	-1/5		
6	147/60	-6	15/2	-20/3	15/4	-6/5	1/6

Note that the solution at the advanced point, y_{i+1} , appears on both sides of the stepping formula, Equation 1.58, so that in general the calculation of y_{i+1} requires the solution of a nonlinear equation (if $f(y, t)$ from the ODE is nonlinear), or systems of nonlinear algebraic equations for the $n \times n$ ODE problem.

The first-order BDF method ($\nu = 1$) is just the implicit Euler method, Equation 1.56; note the weighting coefficients $\alpha_0 = 1, \alpha_1 = -1$) from the preceding table for which Equation 1.58 can be written as

$$\alpha_0 y_{i+1} + \alpha_1 y_i = hf(y_{i+1}t_{i+1})$$

or

$$(1)y_{i+1} + (-1)y_i = hf(y_{i+1}t_{i+1})$$

which is the implicit Euler method, Equation 1.56.

As we noted previously, the implicit Euler method is stable over the entire left half of the complex plane. However, it has limited accuracy; recall from Figure 1.1 that the Euler method is based on a first-order polynomial (linear approximation to the ODE solution), which is the case for both the explicit and implicit Euler methods (both are $O(h)$). For $\nu = 2, \dots, 6$, the BDF methods are based on second- to sixth-order polynomial approximations of the ODE solution, which accounts for their good accuracy.

The BDF methods are implemented in the MATLAB routines *ode23s* and *ode15s* (presumably the “s” in these names denotes “stiff”). State-of-the-art implementations of the BDFs are available in the routines LSODE, LSODES, and DASSL (References 4, 7, pp. 55–64, and 8) that vary both ν and h automatically (termed *variable order-variable step* implementations).

The stability properties of the BDFs are summarized by their stability diagrams, which are presented in Reference 4, p. 163 (Fortran and MATLAB programs for calculating the stability boundaries are available from the authors

(W.E.S.)). In particular, for $\nu = 1$, the unstable region is *within a circle centered at $(1, i0)$ with unit radius*. This follows from Equation 1.57 in the same way that we established the stability domain for the explicit Euler method from Equation 1.53. Specifically,

- If $\lambda h = (1, i0)$ (real 1), there will be a division by zero in Equation 1.57. This demonstrates why the circle of instability for the implicit Euler method is centered at $(1, 0i)$.
- As we move away from $(1, 0i)$, the instability remains until we reach the boundary of the circle where the implicit Euler method switches from unstable to stable (the amplification factor from Equation 1.57,

$$\left| \frac{y_{i+1}}{y_i} \right| = \left| \frac{1}{1 - \lambda h} \right|$$

switches from >1 to <1).

- Since we are discussing the right half of the complex plane, for which λ has a positive real part, the exact solution to the ODE is unstable (grows exponentially with increasing t). This is an unusual situation in most applications of ODEs (e.g., unstable physical systems); in other words, the left half of the complex plane (where the real parts of all the ODE eigenvalues are negative) is usually of primary interest in applications. For the left half plane, the implicit Euler method is unconditionally stable.
- For the BDF order $\nu > 2$, the BDF methods have a region along the imaginary axis in the left half plane for which these methods are unstable.
- This region of instability in the left half plane becomes larger with increasing ν .

In summary, the entire left half of the complex plane is unconditionally stable for $\nu \leq 2$, but a portion of the left half plane along the imaginary axis is unstable for $\nu \geq 3$, and this unstable region increases in size with increasing ν . Thus, stiff ODEs with complex eigenvalues that fall close to the imaginary axis may cause long computer runs due to the limited stability along the imaginary axis (for this case, limiting ν to 2 can often increase the computational efficiency substantially, even though the order is relatively low). All of the BDFs for $\nu \leq 6$ are unconditionally stable along the negative real axis. These properties are readily observed in the BDF stability diagrams cited previously.⁴

We should also note that the BDF stepping formula, Equation 1.58, requires a series of values prior to y_{i+1} , i.e., $y_i, y_{i-1}, \dots, y_{i-\nu+1}$. At the beginning of the solution, when only one value is available, the initial condition y_0 , we cannot use Equation 1.58 unless we start with the first-order method corresponding to $\nu = 1$. This will permit the calculation of y_1 and now we have two past values to calculate y_2 , etc. Thus, we must build up the required past values starting with the $\nu = 1$ method (the implicit Euler method). In other words, the BDFs for $\nu > 1$ are *not self-starting*.

On the other hand, the *RK methods are self-starting* since their stepping formulas involve just y_i to calculate y_{i+1} . Thus, we can use RK methods to calculate the first several values required by the BDF methods. However, for stiff problems, this requires the use of *implicit RK methods* (which we have not considered in the preceding discussion). Implicit RK methods are available, and have been implemented in a quality code, RADAU5.⁹

Finally, an extensive library of quality public domain scientific software is available from the Internet.¹⁰ This library includes the source code for an extensive set of ODE integrators, including LSODE, LSODES, and DASSL. Since stiff ODE systems are an important class of initial value ODE problems, additional discussion of stiff integrators is given in Appendix C. In particular,

- The 2×2 system of Equations 1.6 for the stiff case $a = 500,000.5$, $b = 499,999.5$ is integrated by a fixed-step prototype BDF integrator for $\nu = 1$ (implicit Euler method) using MATLAB. This prototype illustrates the solution of the nonlinear equations required by an implicit integrator using Newton's method. MATLAB programs for $\nu = 2, 3$ are available from the authors (W.E.S.).
- The same 2×2 problem is integrated using *ode23s* and *ode45s* to demonstrate both the stability and accuracy of these integrators. These programs can easily be modified for application to other stiff ODE problems.

This completes the introduction to ODE integrators, principally for the explicit RK integrator pairs (1, 2), (2, 3), (2, 4), and (4, 5) that are implemented in the routines to be discussed in the remainder of this book. We start with the solution of the 1×1 ODE system of Equations 1.3, 1.4, and 1.5 using integrators that vary h to achieve a prescribed accuracy, that is, *variable step explicit RK integrators*.

References

1. Braun, M., *Differential Equations and Their Applications*, 4th ed., Springer-Verlag, New York, 1993, 52–53.
2. Iserles, A., *A First Course in the Numerical Analysis of Differential Equations*, Cambridge University Press, Cambridge, U.K., 1996.
3. Shampine, L.F., I. Gladwell, and S. Thompson, *Solving ODEs with MATLAB*, Cambridge University Press, New York, 2003.
4. Schiesser, W.E., *The Numerical Method of Lines: Integration of Partial Differential Equations*, Academic Press, San Diego, CA, 1991.
5. Gear, C.W., *Numerical Initial Value Problems in Ordinary Differential Equations*, Prentice-Hall, Englewood Cliffs, NJ, 1971.

6. Shampine, L.F., *Numerical Solution of Ordinary Differential Equations*, Chapman & Hall, New York, 1994.
7. Hindmarsh, A.C., *ODEPACK, A systematized collection of ODE solvers*, in *Scientific Computing*, R.S. Stepleman et al., Eds., North-Holland, Amsterdam, 1983, 55–64.
8. Brenan, K.E., S.L. Campbell, and L.R. Petzold, *Numerical Solution of Initial-Value Problems in Differential-Algebraic Equations*, SIAM, Philadelphia, 1996.
9. Hairer, E., and G. Wanner, *Solving Ordinary Differential Equations II: Stiff and Differential-Algebraic Problems*, Springer-Verlag, Berlin, 1991.
10. The Netlib index is available from <http://www.netlib.org/index.html>.

2

Solution of a 1 x 1 ODE System

In this and subsequent chapters, we consider the programming of (a) the two ODE problems discussed in Chapter 1 and (b) two PDE problems. We start in this chapter with the 1x1 ODE problem of Equations 1.3 and 1.4, with the analytical solution of Equation 1.5. For each problem, we discuss the programming in C, C++, Fortran, Java, Maple, and MATLAB (these programming languages are listed here in alphabetical order, but they generally will be considered in a different order in the subsequent discussion).

The intention in providing the solutions of the four test problems is to give the reader enough detail that the programming of other ODE/PDE problems should be facilitated, possibly by using the programs presented as starting points, i.e., templates that can be used for new problems. Also, the programming of a common problem in all six languages should facilitate the conversion from one language to another (through a comparison of the corresponding coding).

2.1 Programming in MATLAB

A main program for the numerical integration of Equation 1.3 subject to initial condition Equation 1.4 is listed below:

```
%  
% Main program odelx1 computes the numerical  
% solution to the 1 x 1 ODE system by one of  
% six integrators  
%  
% Set integration parameters  
[neqn,nout,nsteps,int,t0,tf,abserr,relerr]=intpar;  
%
```

```

% Initial condition vector
[u0]=inital(neqn,t0);
%
% Output interval
tp=tf-t0;
%
% Compute solution at nout output points
for j=1:nout
%
%   Print current solution
[out]=fprint(int,neqn,t0,u0);
%
%   Fixed step modified Euler integrator
if int == 1
    [u]=euler2a(neqn,t0,tf,u0,nsteps);
end
%
%   Variable step modified Euler integrator
if int == 2
    [u]=euler2b(neqn,t0,tf,u0,nsteps,abserr,relerr);
end
%
%   Fixed step classical fourth order RK integrator
if int == 3
    [u]=rkc4a(neqn,t0,tf,u0,nsteps);
end
%
%   Variable step classical fourth order RK integrator
if int == 4
    [u]=rkc4b(neqn,t0,tf,u0,nsteps,abserr,relerr);
end
%
%   Fixed step RK Fehlberg (RKF45) integrator
if int == 5
    [u]=rkf45a(neqn,t0,tf,u0,nsteps);
end
%
%   Variable step RK Fehlberg (RKF45) integrator
if int == 6
    [u]=rkf45b(neqn,t0,tf,u0,nsteps,abserr,relerr);
end
%
% Advance solution
t0=tf;
tf=tf+tp;

```

```

    u0=u;
%
% Next output
end
%
% End of ode1x1

```

Program 2.1.1

MATLAB main program for the numerical integration of Equation 1.3 subject to initial condition Equation 1.4

We can note the following points about the preceding program:

- Function *intpar* is called to set the parameters that control the numerical integration of Equation 1.3.

```

%
% Set integration parameters
[neqn,nout,nsteps,int,t0,tf,abserr,relerr]=intpar;

```

intpar will be subsequently listed and discussed.

- Function *inital* is then called to set initial condition Equation 1.4

```

%
% Initial condition vector
[u0]=inital(neqn,t0);

```

neqn, the number of first-order ODEs, in this case, 1 for Equation 1.3, was set by the call to *intpar* and is an input to *inital*; similarly, the initial value of the independent variable, *t0* was set to 0 (zero) by the call to *intpar*. *inital* is listed below:

```

function [u0]=inital(neqn,t)
%
% Function inital sets the initial condition vector
% for the 1 x 1 ODE problem
%
    u0(1)=1.0;
%
% End of inital

```

Program 2.1.2

Function *inital* for initial condition Equation 1.4

Note that the initial condition of Equation 1.4 is 1.0. Also, the initial value of the dependent variable is actually in a 1D array or a column vector *u0*, with a subscript 1. Note that the array is automatically defined by MATLAB, and does not have to be sized in a declarative statement.

- The interval in the independent variable, tp for the output of the numerical solution is the difference between the final value of the independent variable, tf , set to 1.0 in *intpar* and the initial value of the independent variable, $t0 = 0.0$.

```
%
% Output interval
tp=tf-t0;
```

- The numerical solution is then computed and displayed at *nout* output points, with *nout* set in *intpar* to 6:

```
%
% Compute solution at nout output points
for j=1:nout
%
%   Print current solution
[out]=fprint(int,neqn,t0,u0);
```

At the beginning of each pass through this *for* loop, function *fprint* is called to display (output) the solution. For the first pass through the loop ($j = 1$), the initial conditions set in *inital* are displayed. Function *fprint* is subsequently listed and displayed.

- Within the *for* loop, one of six integrators is called using *int*, which is set in *intpar*. The values of *int* and the corresponding integrators are listed below:

int	Integration algorithm Discussion in Chapter 1 MATLAB function
1	Fixed step modified Euler Equations 1.26, 1.27, 1.28, 1.29, 1.30 <i>euler2a</i>
2	Variable step modified Euler Discussion after Equations 1.26 <i>euler2b</i>
3	Fixed step classical fourth-order RK Equations 1.50, 1.51, Section 1.5 <i>rkc4a</i>
4	Variable step classical fourth-order RK Equations 1.50, 1.51, discussion after Equations 1.26 <i>rkc4b</i>
5	Fixed step Runge Kutta Fehlberg 45 Equations 1.49, Section 1.5 <i>rkf45a</i>
6	Variable step Runge Kutta Fehlberg 45 Equations 1.49, discussion after Equations 1.26 <i>rkf45b</i>

The calls to these six integrators, determined by the value of *int*, are listed below:

```

%
% Fixed step modified Euler integrator
if int == 1
    [u]=euler2a(neqn,t0,tf,u0,nsteps);
end
%
% Variable step modified Euler integrator
if int == 2
    [u]=euler2b(neqn,t0,tf,u0,nsteps,abserr,relerr);
end
%
% Fixed step classical fourth order RK integrator
if int == 3
    [u]=rkc4a(neqn,t0,tf,u0,nsteps);
end
%
% Variable step classical fourth order RK integrator
if int == 4
    [u]=rkc4b(neqn,t0,tf,u0,nsteps,abserr,relerr);
end
%
% Fixed step RK Fehlberg (RK45) integrator
if int == 5
    [u]=rkf45a(neqn,t0,tf,u0,nsteps);
end
%
% Variable step RK Fehlberg (RK45) integrator
if int == 6
    [u]=rkf45b(neqn,t0,tf,u0,nsteps,abserr,relerr);
end

```

Each of these ODE integrators are listed and discussed subsequently.

- After an interval *tp* is covered by the numerical integration from one of the six integrators, the solution is used as the starting point (in effect, a new initial condition), for the next interval, *tp*. Note that although *u0* and *u* are 1D arrays (vectors), MATLAB automatically handles the individual elements of these arrays, i.e., indexing of the elements of these arrays is not required.

```

%
% Advance solution
t0=tf;

```



```

        tf=tf+tp;
        u0=u;
    %
    % Next output
    end
    %
    % Complete solution computed

```

The *end* statement terminates the *for* loop (i.e., serves as the final statement in the loop to initiate the next pass through the loop). When all *nout* passes through the loop have been completed, the execution of *ode1x1* is complete (in this case, a total of six passes since $nout = 6$).

The setting of the integration control parameters in *intpar* has been covered to some extent in the preceding discussion. The remaining parameters that are set are indicated in the following listing of *intpar*:

```

function [neqn,nout,nsteps,int,t0,tf,abserr,relerr]=intpar
%
% Function intpar sets the parameters to control the
% integration of the 1 x 1 ODE system
%
% Number of first order ODEs
    neqn=1;
%
% Number of output points
    nout=6;
%
% Maximum number of steps in the interval t0 to tf
    nsteps=100;
%
% Integrator
    int=1;
%
% Initial, final values of independent variable
    t0=0.0;
    tf=1.0;
%
% Error tolerances
    abserr=1.0e-05;
    relerr=1.0e-05;
%
% End of intpar

```

Program 2.1.3

Function *intpar* called in Program 2.1.1 to set the integration parameters

The code in *intpar* that was not previously discussed is as follows:

- The maximum number of steps that an integrator will take over the interval $t_0 \leq t \leq t_f$:

```
%
% Maximum number of steps in the interval t0 to tf
nsteps=100;
```

- Selection of integrator 1 (*euler2a*):

```
%
% Integrator
int=1;
```

- Specification of the integration error tolerances:

```
%
% Error tolerances
abserr=1.0e-05;
relerr=1.0e-05;
```

All of these parameters are used to control the numerical integration of Equation 1.3 by serving as inputs to one of the six integrators (*euler2a* in this case since *int* = 1).

Function *fprint* is listed below:

```
function [out]=fprint(ncase,neqn,t,u)
%
% Function fprint displays the numerical and
% exact solutions to the 1 x 1 ODE problem
%
% Return current value of independent variable
% (MATLAB requires at least one return argument)
out=t;
%
% Problem parameters
u0=1.0;
alpha=1.0;
lambda=1.0;
%
% Print a heading for the solution at t = 0
if(t<=0.0)
%
% Label for ODE integrator
%
% Fixed step modified Euler
if(ncase==1)
    fprintf('\n\n euler2a integrator\n\n');
```

```

%
% Variable step modified Euler
elseif(ncase==2)
    fprintf('\n\n euler2b integrator\n\n');
%
% Fixed step classical fourth order RK
elseif(ncase==3)
    fprintf('\n\n rkc4a integrator\n\n');
%
% Variable step classical fourth order RK
elseif(ncase==4)
    fprintf('\n\n rkc4b integrator\n\n');
%
% Fixed step RK Fehlberg 45
elseif(ncase==5)
    fprintf('\n\n rkf45a integrator\n\n');
%
% Variable step RK Fehlberg 45
elseif(ncase==6)
    fprintf('\n\n rkf45b integrator\n\n');
end
%
% Heading
fprintf('          t          u1          ue          u1-ue\n');
%
% End of t = 0 heading
end
%
% Numerical and analytical solution output
%
% Analytical solution
ue(1)=u0*exp(lambda/alpha*(1.0-exp(-alpha*t)));
%
% Difference between exact and numerical solutions
diff=u-ue;
%
% Display the numerical and exact solutions, and their
% difference
fprintf('%10.2f %10.5f %10.5f %10.5f\n',t,u,ue(1),
        diff);
%
% End of fprint

```

Program 2.1.4

Function *fprint* called by Program 2.1.1 to display the numerical and analytical solutions to Equations 1.3 and 1.4

We can note the following points about *fprint*:

- The parameters for the analytical solution, Equation 1.5, are first set:

```
%
% Problem parameters
u0=1.0;
alpha=1.0;
lambda=1.0;
```

- A heading for the output is then displayed at $t = 0$:

```
%
% Print a heading for the solution at t = 0
if(t<=0.0)
%
% Label for ODE integrator
%
% Fixed step modified Euler
if(ncase==1)
    fprintf('\n\n euler2a integrator\n\n');
%
% Variable step modified Euler
elseif(ncase==2)
    fprintf('\n\n euler2b integrator\n\n');
%
% Fixed step classical fourth order RK
elseif(ncase==3)
    fprintf('\n\n rkc4a integrator\n\n');
%
% Variable step classical fourth order RK
elseif(ncase==4)
    fprintf('\n\n rkc4b integrator\n\n');
%
% Fixed step RK Fehlberg 45
elseif(ncase==5)
    fprintf('\n\n rkf45a integrator\n\n');
%
% Variable step RK Fehlberg 45
elseif(ncase==6)
    fprintf('\n\n rkf45b integrator\n\n');
end
%
% Heading
fprintf('          t          u1          ule          u1-ule\n');
```

```
%
% End of t = 0 heading
end
```

Basically, this heading displays the particular integrator used (through the value of *int*) and identifies the tabular numerical output.

- The analytical solution, Equation 1.5, and the difference between the numerical and analytical solutions are then computed:

```
%
% Numerical and analytical solution output
%
% Analytical solution
ue(1)=u0*exp(lambda/alpha*(1.0-exp(-alpha*t)));
%
% Difference between exact and numerical solutions
diff=u-ue;
```

- Finally, these numerical results are displayed:

```
%
% Display the numerical and exact solutions, and
% their difference
fprintf('%10.2f %10.5f %10.5f %10.5f \n',
        t,u,ue(1),diff);
```

Function *deriv* for Equation 1.3 is listed below in Program 2.1.7. The output from this code is listed below:

```
euler2a integrator
```

t	u1	ue	u1-ue
0.00	1.00000	1.00000	0.00000
1.00	1.88160	1.88160	0.00000
2.00	2.37421	2.37421	0.00000
3.00	2.58627	2.58626	0.00001
4.00	2.66895	2.66895	0.00001
5.00	2.70004	2.70003	0.00001

We note that the integrator *euler2a* computed a solution accurate to about 0.00001 using *nsteps* = 100 steps or an integration step of $h = 1/100$ within each output interval (corresponding to *nout* = 6 or $t = 0, 1, \dots, 5$). Note that in this case the error tolerances set in *intpar*, i.e., *abserr* = $1.0e-05$, *relerr* = $1.0e-05$ were not used since a fixed step integration is performed in *euler2a*.

If the variable step modified Euler method of *euler2b* is used (*int* = 2 set in *intpar*), the following output is produced:

euler2b integrator

t	u1	ule	u1-ule
0.00	1.00000	1.00000	0.00000
1.00	1.88159	1.88160	-0.00001
2.00	2.37421	2.37421	0.00000
3.00	2.58626	2.58626	0.00000
4.00	2.66895	2.66895	0.00000
5.00	2.70003	2.70003	0.00001

Note that the error criteria are satisfied by the variable step modified Euler integrator.

Similar results can be produced by using $int = 3, 4, 5, 6$ in *intpar*. For example, with $int = 6$, the following output from *rkf45b* results:

rkf45b integrator

t	u1	ule	u1-ule
0.00	1.00000	1.00000	0.00000
1.00	1.88159	1.88160	0.00000
2.00	2.37421	2.37421	0.00000
3.00	2.58626	2.58626	-0.00001
4.00	2.66894	2.66895	-0.00001
5.00	2.70002	2.70003	-0.00001

Again, the error tolerances specified in *intpar* are satisfied.

We now consider the coding in each of the six integrators. *euler2a* is listed below

```
function [u]=euler2a(neqn,t0,tf,u0,nsteps)
%
% Function euler2a computes an ODE solution by a fixed step
% modified Euler method for a series of points along the
% solution by repeatedly calling function sseuler for a
% single modified Euler step.
%
% Argument list
%
% neqn      number of first order ODEs
%
% t0        initial value of independent variable
%
% tf        final value of independent variable
%
% u0        initial condition vector of length neqn
%
```

```

%  nsteps    number of modified Euler steps
%
%  u          ODE solution vector of length neqn after
%             nsteps steps
%
%  Integration step
h=(tf-t0)/nsteps;
%
%  nsteps modified Euler steps
for i=1:nsteps
%
%   Modified Euler step
[t,u,e]=sseuler(neqn,t0,u0,h);
%
%   Reset base point values for next modified Euler step
u0=u;
t0=t;
%
% Next modified Euler step
end
%
% End of euler2a

```

Program 2.1.5

Integrator *euler2a*

We can note the following points about *euler2a*

- The integration step, h , is set using parameters $t0$, tf , $nsteps$ set in *intpar*:

```

%
% Integration step
h=(tf-t0)/nsteps;

```

- $nsteps$ modified Euler steps of length h are taken within the *for* loop by calling function *sseuler* (single step modified Euler):

```

%
% nsteps modified Euler steps
for i=1:nsteps
%
%   Modified Euler step
[t,u,e]=sseuler(neqn,t0,u0,h);

```

- The solution from *sseuler* becomes the initial point for the next modified Euler step:

```

%
% Reset base point values for next modified Euler step
u0=u;
t0=t;

```

Again, note the use of the MATLAB feature for the arrays u , $u0$ (no subscripting is required).

- The *for* loop is then terminated, and after $nsteps = 100$ passes, the modified Euler integration over the interval $t0 \leq t \leq tf$ is complete. A return to the main program *ode1x1* of Program 2.1.1 then initiates the next interval in the *for* loop for $j = 1 : nout$.

```

%
% Next modified Euler step
end
%
% nsteps modified Euler steps completed

```

Function *sseuler* is an implementation of the modified Euler method discussed in Chapter 1.

```

function [t,u,e] = sseuler(neqn,t0,u0,h)
%
% Function sseuler computes an ODE solution by the modified
% Euler method for one step along the solution (by calls to
% deriv to define the ODE derivative vector). It also
% estimates the truncation error of the solution, and
% applies this estimate as a correction to the solution
% vector.
%
% Argument list
%
% neqn      number of first order ODEs
%
% t0        initial value of independent variable
%
% u0        initial condition vector of length neqn
%
% h         integration step
%
% t         independent variable
%
% u         ODE solution vector of length neqn after
%           one modified Euler step
%
% e         estimate of truncation error of the solu-
%           tion vector

```



```

%
% Derivative vector at initial (base) point
[ut0]=derv(neqn,t0,u0);
%
% First order (Euler) step
u=u0+ut0*h;
t=t0+h;
%
% Derivative at advance point
[ut]=derv(neqn,t,u);
%
% Truncation error estimate
e=(ut-ut0)*h/2.0;
%
% Second order (modified Euler) solution vector
u=u+e;
%
% End of sseuler

```

Program 2.1.6

Integrator *sseuler* for a single modified Euler step

We can note the following points about *sseuler*:

- The derivative vector at the base point is computed by a call to function *derv*:

```

%
% Derivative vector at initial (base) point
[ut0]=derv(neqn,t0,u0);

```

derv, which sets the RHS of Equation 1.3, is listed below:

```

function [ut]=derv(neqn,t,u)
%
% Function derv computes the derivative vector
% of the 1 x 1 ODE problem
%
% Problem parameters
alpha=1.0;
lambda=1.0;
%
% Derivative vector
ut(1)=lambda*exp(-alpha*t)*u(1);
%
% End of derv

```

Program 2.1.7

Function *derv* for the RHS of Equation 1.3

- Once the derivative at the base point is returned from *deriv*, it is used in a Euler step:

```
%
% First order (Euler) step
u=u0+ut0*h;
t=t0+h;
```

This code is just an implementation of Equation 1.26a, where, again, we have used the array features of MATLAB in working with u , u_0 , ut_0 (which are all one-element arrays or vectors since we are considering a 1x1 ODE system).

- After the solution is computed at the advanced point, the derivative vector is computed at the advanced point by a second call to *deriv*:

```
%
% Derivative at advance point
[ut]=deriv(neqn,t,u);
```

Note that the second-order modified Euler method requires two derivative evaluations (calls to *deriv*). In general, higher-order integration algorithms require additional derivative evaluations (this is the computational “price” that is paid for the improved accuracy of higher-order algorithms); also the order of the method, for example, second order for the modified Euler method, and the number of derivative evaluations, in this case two calls to *deriv* do not necessarily have to be the same number; generally, the number of derivative evaluations will be equal to or greater than the order of the algorithm.

- The derivative vectors at the base point and the advanced point are then used to estimate the integration (truncation) error according to Equation 1.26b:

```
%
% Truncation error estimate
e=(ut-ut0)*h/2.0;
```

This error can be used in a variable step method to determine if the integration error is within the specified error tolerance; in the present case of *euler2a*, the estimated error is not used for this purpose since *euler2a* implements a fixed step modified Euler method with h set at the value discussed previously (and passed to *sseuler* through an argument).

- Finally, the estimated error is used to correct the first-order Euler solution to produce the second-order modified Euler solution according to Equation 1.26c:

```
%
% Second order (modified Euler) solution vector
u=u+e;
```

To complete the discussion of this 1x1 problem, *fprint* is called by *euler2a* as discussed previously to display the solution at the initial point $t = t_0$ and at subsequent output points (at intervals of $tf = 1.0$ as set in *ode1x1* or $t = 0, 1, 2, \dots, 5$).

We have observed by taking $nout = 100$ fixed Euler steps, the numerical solution agreed with the analytical solution to an accuracy equal to the error tolerance. This agreement happened, however, by taking $nout$ large enough to achieve the required accuracy. Generally, for ODE problems for which we do not have an analytical solution (usually the case—if we knew the analytical solution, we would not have to compute a numerical solution), we would like the ODE integration algorithm to set the step size h to produce a numerical solution that meets the specified error tolerance. While this may seem impossible (it suggests we know the error, and therefore must have an analytical solution), as we discussed in Chapter 1, we can in fact implement a variable step algorithm that automatically adjusts the integration step to (one hopes) meet the error tolerance. The details for the modified Euler method are discussed in the five-step algorithm discussed after Equation 1.26c. We now consider the code for implementing this algorithm in *euler2b*:

```
function [u]=euler2b(neqn,t0,tf,u0,nsteps,abserr,relerr)
%
% Function euler2b computes an ODE solution by a variable
% step modified Euler method for a series of points along
% the solution by repeatedly calling function sseuler for
% a single modified Euler step. The truncation error is
% estimated along the solution to adjust the integration
% step according to a specified error tolerance.
%
% Argument list
%
% neqn      number of first order ODEs
%
% t0        initial value of independent variable
%
% tf        final value of independent variable
%
% u0        initial condition vector of length neqn
%
% nsteps    maximum number of modified Euler steps
%
% abserr    absolute error tolerance
%
% relerr    relative error tolerance
%
```

```

%   u           ODE solution vector of length eqn after
%               nsteps steps
%
% Initial integration step
h=(tf-t0)/8.0;
%
% Minimum allowable step
hmin=(tf-t0)/nsteps;
%
% Start integration
t=t0;
%
% While independent variable is less than the final
% value, continue the integration
while t <= tf*0.999
%
%   If the next step along the solution will go past
%   the final value of the independent variable, set
%   the step to the remaining distance to the final
%   value
if t+h > tf h=tf-t; end
%
%   Single modified Euler step
[t,u,e]=sseuler(neqn,t0,u0,h);
%
%   Flag for the end of the integration
nfin1=1;
%
%   Check if any of the ODEs have violated the error
%   criteria
for i=1:neqn
    if abs(e(i)) > abs(u(i))*relerr+abserr
%
%       Error violation, so integration is not complete.
%       Reduce integration step because of error violation
%       and repeat integration from the base point
        h=h/2.0; nfin1=0; break;
    end
end
%
%   If the current step is less than the minimum
%   allowable step, set the step to the minimum
%   allowable value and continue integration from
%   new base point
if h < hmin h=hmin; nfin1=1; end

```

```

%
% If there is no error violation, continue the
% integration from new base point
% if nfin1 == 1 u0=u; t0=t;
%
% Test if integration step can be increased
% for i=1:neqn
%     if abs(e(i)) > (abs(u(i))*relerr+abserr)/4.0
%
%         Integration step cannot be increased
%         nfin1=0; break;
%     end
% end
%
% Increase integration step
% if nfin1 == 1 h=h*2.0; end
%
% Continue for no error violation (nfin1=1)
% end
%
% Continue while
% end
%
% End of euler2b

```

Program 2.1.8

Integrator *euler2b*

euler2b shares several features with *euler2a*. However, it also has additional coding to implement variable stepping in the modified Euler method. We consider now the details of this additional coding:

- The initial integration step, h , is now set (arbitrarily) to $\frac{1}{8}$ of the total output interval $t_f - t_0$. Note that this initial integration interval is larger than the constant value set in *euler2a* ($h = (t_f - t_0)/nout$, $nout = 100$) because we anticipate that *euler2b* will generally reduce h only when the error tolerance has been exceeded; in other words, there will be a variable value of h , and we anticipate its value will not be reduced to $h = (t_f - t_0)/nout$, $nout = 100$ in order to meet the error tolerance.

```

%
% Initial integration step
% h=(tf-t0)/8.0;
%
% Minimum allowable step
% hmin=(tf-t0)/nsteps;

```

```
%
% Start integration
t=t0;
```

However, since *euler2b* is a library integrator that may be applied to a spectrum of problems with different characteristics, we should also provide a safeguard against having h reduced to excessively small values as it is adjusted in an attempt to satisfy the error tolerance. Therefore, we also define a minimum allowable integration step, $hmin$, which is given the same value as in *euler2a*; this value is arbitrarily selected, and some other value could be used, especially if h is reduced to $hmin$ frequently, in which case a smaller value of $hmin$ would probably be used. Then the independent variable is set to the initial value, $t = t_0$, to start the integration.

- The numerical integration continues until the independent variable t reaches the final value, t_f . This advancement of the solution is controlled by the *while* statement:

```
%
% While independent variable is less than the final
% value, continue the integration
while t <= tf*0.999
%
%   If the next step along the solution will go past
%   the final value of the independent variable, set
%   the step to the remaining distance to the final
%   value
%   if t+h > tf h=tf-t; end
```

Also, if the remaining distance for t to reach t_f is less than the current step h , the step is reduced to $t_f - t$. This ensures that the final step taken by *euler2b* will be exactly to the next output point.

- *euler2b* then takes a modified Euler step as discussed previously by a call to *sseuler*:

```
%
%   Single modified Euler step
%   [t,u,e]=sseuler(neqn,t0,u0,h);
%
%   Flag for the end of the integration
nfin1=1;
```

Since this step might take the solution to the final value $t = t_f$, a flag is set indicating that the solution may be complete, $nfin1 = 1$.

- The estimated error e returned by *sseuler* is then used to test if any of the dependent variables violated the error criterion:

```

%
% Check if any of the ODEs have violated the error
% criteria
for i=1:neqn
    if abs(e(i)) > abs(u(i))*relerr+abserr
%
%     Error violation, so integration is not complete.
%     Reduce integration step because of error
%     violation and repeat integration from the
%     base point
        h=h/2.0; nfin1=0; break;
    end
end
end

```

Note in the error test that both the absolute and relative error tolerances, *abserr* and *relerr*, are used. If an error violation is detected, the integration step is halved and the flag indicating the end of the integration *nfin1* is set to zero (the integration is not complete since it will be repeated with one half the previous integration step to improve the accuracy of the solution). Note that if any of the dependent variables violate the error criterion, the integration step is halved, i.e., the *for* loop is exited through the *break*. Conversely, if all of the dependent variables meet the error criterion, *nfin1* remains at 1 indicating that so far, so good.

- If the preceding integration step reduction (halving) has reduced the integration step to or below the minimum allowable value, the integration step is set to the minimum allowable value, and the integration then proceeds using this minimum value.

```

%
% If the current step is less than the minimum
% allowable step, set the step to the minimum
% allowable value and continue integration from
% new base point
if h < hmin h=hmin; nfin1=1; end

```

The idea here is that the integrator has done the best it can (reduced *h* to *hmin*), and it therefore might as well continue. Of course, at this point an error message could be printed signaling that another solution should probably be computed with a smaller value for *hmin* for comparison with the current solution. This point illustrates an important advantage of having access to the source code for the integrator; additional coding and features can be added such as an error message warning the user of a possible error violation.

- If at this point *nfin1* = 1, the integration can proceed by resetting the base solution values equal to the current solution values:

```

%
%   If there is no error violation, continue the
%   integration from new base point
if nfin1 == 1 u0=u; t0=t;

```

- Also, before the next step is taken along the solution, there is the possibility that the integration step could be increased. Thus, a test is made to determine if the estimated error for each dependent variable is less than $\frac{1}{4}$ of the error tolerance. If so, the integration step is doubled before the next step along the solution is taken:

```

%
%   Test if integration step can be increased
for i=1:neqn
    if abs(e(i)) > (abs(u(i))*relerr+abserr)/4.0
%
%       Integration step cannot be increased
        nfin1=0; break;
    end
end
%
%   Increase integration step
if nfin1 == 1 h=h*2.0; end
%
%   Continue for no error violation (nfin1=1)
end
%
% Continue while
end

```

Note that if all of the dependent variables have estimated errors less than $\frac{1}{4}$ of the error tolerance, the integration step is doubled. In other words, if any of the dependent variables have an estimated error exceeding $\frac{1}{4}$ of the error tolerance, the integration step is not doubled. Also, the factor of $\frac{1}{4}$ comes from the second-order characteristic of the modified Euler method, i.e., if $error = ch^2$, then doubling h will increase $error$ by a factor of four (which would bring the error just up to the specified error tolerance if the estimated error is $\frac{1}{4}$ of the error tolerance). If $nfin1 = 1$, the integration step is doubled, and the integration proceeds; if $nfin1 = 0$, the integration proceeds without doubling of the step. In either case, stepping continues until t reaches tf according to the original *while*.

As noted previously, changes and new features can be added to this basic integrator. These could include:

- Selection of an initial integration step according to an established algorithm
- Change in the minimum allowable step, *hmin*
- Application of absolute and relative error tolerances to each dependent variable (so that these error tolerances can be specified for each dependent variable)
- A more sophisticated algorithm for increasing the integration step (rather than just doubling)

All of these features have been used in various library integrators. However, we have used only basic methods to facilitate understanding the variable stepping in *euler2b*. As we observed in the numerical output for the 1x1 ODE problem, these methods worked quite well (the error tolerance was maintained), and we have found that generally this is the case.

Also, we see that it is possible to adjust the integration step automatically to achieve a prescribed accuracy in the numerical solution without knowing the analytical (exact) solution. This is possible because we are using an *error estimate* to adjust the integration step rather than the *exact error* (which generally is unknown). Later we study in a little more detail how *h* varies for this 1x1 ODE system.

This procedure of using an error estimate can be applied to an *nxn* ODE system. Furthermore, it can be used with a higher-order ODE integrator. To illustrate how this can be done, we now consider the following:

1. A fixed step classical fourth-order Runge Kutta (RK) integrator, *rkc4a*, as defined by Equations 1.50 and 1.51.
2. A variable step classical fourth-order RK integrator, *rkc4b*, as defined by Equations 1.50 and 1.51.

rkc4a and *rkc4b* closely parallel *euler2a* and *euler2b*, respectively. Therefore, in the following discussion, we emphasize only the small differences (generally additional code to increase the order from second to fourth).

rkc4a (called by setting *int* = 3 in function *intpar* of Program 2.1.3) is listed first:

```
function [u]=rkc4a(neqn,t0,tf,u0,nsteps)
%
% Function rkc4a computes an ODE solution by a fixed step
% classical fourth order RK method for a series of points
% along the solution by repeatedly calling function ssrk4
% for a single classical fourth order RK step.
%
% Argument list
%
```

```

% neqn      number of first order ODEs
%
% t0        initial value of independent variable
%
% tf        final value of independent variable
%
% u0        initial condition vector of length neqn
%
% nsteps    number of rkc4 steps
%
% u         ODE solution vector of length neqn after
%          nsteps steps
%
% Integration step
h=(tf-t0)/nsteps;
%
% nsteps rkc4 steps
for i=1:nsteps
%
%   rkc4 step
[t,u,e]=ssrkc4(neqn,t0,u0,h);
%
%   Reset base point values for next rkc4 step
u0=u;
t0=t;
%
% Next rkc4 step
end
%
% End of rkc4a

```

Program 2.1.9
Integrator *rkc4a*

We see that *rkc4a* is essentially identical to *euler2a*; the only difference is a call to *ssrkc4* (for a single step classical fourth-order RK step) in place of *sseuler*.

ssrkc4 is listed below:

```

function [t,u,e] = ssrkc4(neqn,t0,u0,h)
%
% Function ssrkc4 computes an ODE solution by the classical
% fourth order RK method for one step along the solution
% (by calls to derv to define the ODE derivative vector).
% It also estimates the truncation error of the solution,

```

```

% and applies this estimate as a correction to the solution
% vector.
%
% Argument list
%
% neqn      number of first order ODEs
%
% t0        initial value of independent variable
%
% u0        initial condition vector of length neqn
%
% h         integration step
%
% t         independent variable
%
% u         ODE solution vector of length neqn after
%           one rk4 step
%
% e         estimate of truncation error of the solu-
%           tion vector
%
% Derivative vector at initial (base) point
[ut0]=derv(neqn,t0,u0);
%
% k1, advance of dependent variable vector and
% independent variable for calculation of k2
k1=h*ut0;
u=u0+0.5*k1;
t=t0+0.5*h;
%
% Derivative vector at new u, t
[ut]=derv(neqn,t,u);
%
% k2, advance of dependent variable vector and
% independent variable for calculation of k3
k2=h*ut;
u=u0+0.5*k2;
t=t0+0.5*h;
%
% Derivative vector at new u, t
[ut]=derv(neqn,t,u);
%
% k3, advance of dependent variable vector and
% independent variable for calculation of k4

```

```

    k3=h*ut;
    u=u0+k3;
    t=t0+h;
%
% Derivative vector at new u, t
    [ut]=derv(neqn,t,u);
%
% k4
    k4=h*ut;
%
% Second order step
    sum2=u0+k2;
%
% Fourth order step
    sum4=u0+(1.0/6.0)*(k1+2.0*k2+2.0*k3+k4);
    t=t0+h;
%
% Truncation error estimate
    e=sum4-sum2;
%
% Fourth order solution vector (from (2,4) RK pair);
% two ways to the same result are listed
% u=sum2+e;
    u=sum4;
%
% End of ssrk4

```

Program 2.1.10

Integrator *ssrk4* for a classical fourth-order RK step

ssrk4 is similar in structure to *sseuler*; the only essential difference is the coding of the classical fourth-order RK algorithm, defined by Equations 1.50 and 1.51, in place of the modified Euler method of Equations 1.26.

To explain this difference a little further,

- The integration starts with an evaluation of the derivative vector at the base point (as in *euler2a*):

```

%
% Derivative vector at initial (base) point
    [ut0]=derv(neqn,t0,u0);

```

- From the derivative vector at the base point, the first RK “constant,” k_1 , can be calculated according to Equation 1.50a:

```

%
% k1, advance of dependent variable vector and
% independent variable for calculation of k2

```

```

k1=h*ut0;
u=u0+0.5*k1;
t=t0+0.5*h;

```

Note that at the same time, the dependent variable vector, u , is advanced in preparation for the calculation of k_2 . Note also that the RK constants are vectors with a dimension equal to the number of first-order ODEs, one in this case (for the 1×1 ODE problem).

- The derivative vector is then computed at the new value of u by a call to *deriv*, and k_2 is calculated according to Equation 1.50b; u is then advanced in preparation for the calculation of k_3 :

```

%
% Derivative vector at new u, t
[ut]=deriv(neqn,t,u);
%
% k2, advance of dependent variable vector and
% independent variable for calculation of k3
k2=h*ut;
u=u0+0.5*k2;
t=t0+0.5*h;

```

- The derivative vector is again computed at the new value of u by a call to *deriv*, and k_3 is calculated according to Equation 1.50c; u is then advanced in preparation for the calculation of k_4 :

```

%
% Derivative vector at new u, t
[ut]=deriv(neqn,t,u);
%
% k3, advance of dependent variable vector and
% independent variable for calculation of k4
k3=h*ut;
u=u0+k3;
t=t0+h;

```

- The derivative vector is again updated and k_4 is calculated according to Equation 1.50d:

```

%
% Derivative vector at new u, t
[ut]=deriv(neqn,t,u);
%
% k4
k4=h*ut;

```

- The second- and fourth-order solutions are computed according to Equations 1.40 and 1.50e, respectively:

```

%
% Second order step
sum2=u0+k2;
%
% Fourth order step
sum4=u0+(1.0/6.0)*(k1+2.0*k2+2.0*k3+k4);
t=t0+h;

```

- The integration error is estimated as the difference between the second- and fourth-order numerical solution, according to Equation 1.51:

```

%
% Truncation error estimate
e=sum4-sum2;

```

- The solution vector u is then returned as the fourth-order result:

```

%
% Fourth order solution vector (from (2,4) RK pair);
% two ways to the same result are listed
% u=sum2+e;
u=sum4;

```

The output from *rkc4a* (which calls *ssrk4*) is not listed here to conserve some space. However, it is similar to the output from *euler2a*, and can easily be produced by setting *int* = 3 in function (*intpar*).

rkc4b, the variable step version of the classical fourth-order RK method of Equations 1.50 and 1.51, is listed below:

```

function [u]=rkc4b(neqn,t0,tf,u0,nsteps,abserr,relerr)
%
% Function rkc4b computes an ODE solution by a variable
% step classical fourth order RK method for a series of
% points along the solution by repeatedly calling function
% ssrkc4 for a single classical fourth order RK step. The
% truncation error is estimated along the solution to
% adjust the integration step according to a specified
% error tolerance.
%
% Argument list
%
% neqn      number of first order ODEs
%
% t0        initial value of independent variable
%
% tf        final value of independent variable
%

```

```

%   u0          initial condition vector of length neqn
%
%   nsteps     maximum number of rk4 steps
%
%   abserr     absolute error tolerance
%
%   relerr     relative error tolerance
%
%   u          ODE solution vector of length neqn after
%             nsteps steps
%
% Initial integration step
h=(tf-t0)/2.0;
%
% Minimum allowable step
hmin=(tf-t0)/nsteps;
%
% Start integration
t=t0;
%
% While independent variable is less than the final
% value, continue the integration
while t <= tf*0.999
%
%   If the next step along the solution will go past
%   the final value of the independent variable, set the
%   step to the remaining distance to the final value
%   if t+h > tf h=tf-t; end
%
%   Single rk4 step
[t,u,e]=ssrk4(neqn,t0,u0,h);
%
%   Flag for the end of the integration
nfinl=1;
%
%   Check if any of the ODEs have violated the error
%   criteria
for i=1:neqn
    if abs(e(i)) > abs(u(i))*relerr+abserr
%
%       Error violation, so integration is not complete.
%       Reduce integration step because of error violation
%       and repeat integration from the base point
        h=h/2.0; nfinl=0; break;
    end
end

```

```

    end
%
% If the current step is less than the minimum
% allowable step, set the step to the minimum
% allowable value and continue integration from
% new base point
    if h < hmin h=hmin; nfin1=1; end
%
% If there is no error violation, continue the
% integration from new base point
    if nfin1 == 1 u0=u; t0=t;
%
% Test if integration step can be increased
    for i=1:neqn
        if abs(e(i)) > (abs(u(i))*relerr+abserr)/16.0
%
% Integration step cannot be increased
            nfin1=0; break;
        end
    end
%
% Increase integration step
    if nfin1 == 1 h=h*2.0; end
%
% Continue for no error violation (nfin1=1)
    end
%
% Continue while
end
%
% End of rkc4b

```

Program 2.1.11Integrator *rkc4b*

rkc4b is basically identical to *euler2b*. The only essential difference is the call to *ssrkc4* in place of *sseuler*. Also, the test for integration step doubling is

$$\text{if } \text{abs}(e(i)) > (\text{abs}(u(i)) \cdot \text{relerr} + \text{abserr}) / 16.0$$

i.e., there is a division by 16 rather than by 4 as in *sseuler* since the classical RK method is fourth order (rather than second order).

To complete the picture, we include listings of the following:

- *rkf45a* (analogous to *euler2a* and *rkc4a*) as Program 2.1.12
- *rkf45b* (analogous to *euler2b* and *rkc4b*) as Program 2.1.13
- *ssrkf45* (analogous to *sseuler* and *ssrkc4*) as Program 2.1.14


```

function [u]=rkf45a(neqn,t0,tf,u0,nsteps)
%
% Function rkf45a computes an ODE solution by the fixed
% step RK Fehlberg 45 method for a series of points along
% the solution by repeatedly calling function ssrkf45 for
% a single RK Fehlberg 45 step.
%
% Argument list
%
%   neqn      number of first order ODEs
%
%   t0        initial value of independent variable
%
%   tf        final value of independent variable
%
%   u0        initial condition vector of length neqn
%
%   nsteps    number of rkf45 steps
%
%   u         ODE solution vector of length neqn after
%             nsteps steps
%
% Integration step
  h=(tf-t0)/nsteps;
%
% nsteps rkf45 steps
  for i=1:nsteps
%
%   rkf45 step
    [t,u,e]=ssrkf45(neqn,t0,u0,h);
%
%   Reset base point values for next rkf4 step
    u0=u;
    t0=t;
%
% Next rkf45 step
  end
%
% End of rkf45a

```

Program 2.1.12
Integrator *rkf45a*

rkf45a is called by setting *int* = 5 in function *intpar*. The output is essentially the same as from *euler2a* and *rkc4a*, and therefore is not listed here.

```

function [u]=rkf45b(neqn,t0,tf,u0,nsteps,abserr,relerr)
%
% Function rkf45b computes an ODE solution by the variable
% step RK Fehlberg 45 method for a series of points along
% the solution by repeatedly calling function ssrkf45 for
% a single RK Fehlberg 45 step. The truncation error is
% estimated along the solution to adjust the integration
% step according to a specified error tolerance.
%
% Argument list
%
%   neqn      number of first order ODEs
%
%   t0        initial value of independent variable
%
%   tf        final value of independent variable
%
%   u0        initial condition vector of length neqn
%
%   nsteps    maximum number of rkf45 steps
%
%   abserr    absolute error tolerance
%
%   relerr    relative error tolerance
%
%   u         ODE solution vector of length neqn after
%             nsteps steps
%
% Initial integration step
  h=(tf-t0)/2.0;
%
% Minimum allowable step
  hmin=(tf-t0)/nsteps;
%
% Start integration
  t=t0;
%
% While independent variable is less than the final
% value, continue the integration
  while t <= tf*0.999
%
%   If the next step along the solution will go past
%   the final value of the independent variable, set the
%   step to the remaining distance to the final value
%   if t+h > tf h=tf-t; end

```

```

%
% Single rkf45 step
% [t,u,e]=ssrkf45(neqn,t0,u0,h);
%
% Flag for the end of the integration
% nfinl=1;
%
% Check if any of the ODEs have violated the error
% criteria
% for i=1:neqn
%     if abs(e(i)) > abs(u(i))*relerr+abserr
%
%         Error violation, so integration is not complete.
%         Reduce integration step because of error violation
%         and repeat integration from the base point
%         h=h/2.0; nfinl=0; break;
%     end
% end
%
% If the current step is less than the minimum
% allowable step, set the step to the minimum
% allowable value and continue integration from
% new base point
% if h < hmin h=hmin; nfinl=1; end
%
% If there is no error violation, continue the
% integration from new base point
% if nfinl == 1 u0=u; t0=t;
%
% Test if integration step can be increased
% for i=1:neqn
%     if abs(e(i)) > (abs(u(i))*relerr+abserr)/32.0
%
%         Integration step cannot be increased
%         nfinl=0; break;
%     end
% end
%
% Increase integration step
% if nfinl == 1 h=h*2.0; end
%
% Continue for no error violation (nfinl=1)
% end
%

```

```
% Continue while
end
%
% End of rkf45b
```

Program 2.1.13

Integrator *rkf45b*

rkf45b is basically identical to *rk4b*. The only essential difference is the call to *ssrkf45* in place of *ssrk4*. Also, the test for integration step doubling is

```
if abs(e(i)) > (abs(u(i))*relerr+abserr)/32.0
```

i.e., there is a division by 32 rather than by 16 as in *ssrk4* since the RKF45 method is fifth order (rather than fourth order).

rkf45b is called by setting *int* = 6 in function *intpar*. The output (listed previously) is essentially the same as from *euler2b* and *rk4b*.

```
function [t,u,e] = ssrkf45(neqn,t0,u0,h)
%
% Function ssrkf45 computes an ODE solution by the RK
% Fehlberg 45 method for one step along the solution (by
% calls to derv to define the ODE derivative vector). It
% also estimates the truncation error of the solution,
% and applies this estimate as a correction to the solution
% vector.
%
% Argument list
%
% neqn      number of first order ODEs
%
% t0        initial value of independent variable
%
% u0        initial condition vector of length neqn
%
% h         integration step
%
% t         independent variable
%
% u         ODE solution vector of length neqn after
%           one rkf45 step
%
% e         estimate of truncation error of the solu-
%           tion vector
%
```

```

% Derivative vector at initial (base) point
[ut0]=derv(neqn,t0,u0);
%
% k1, advance of dependent variable vector and
% independent variable for calculation of k2
k1=h*ut0;
u=u0+0.25*k1;
t=t0+0.25*h;
%
% Derivative vector at new u, t
[ut]=derv(neqn,t,u);
%
% k2, advance of dependent variable vector and
% independent variable for calculation of k3
k2=h*ut;
u=u0+(3.0/32.0)*k1...
    +(9.0/32.0)*k2;
t=t0+(3.0/8.0)*h;
%
% Derivative vector at new u, t
[ut]=derv(neqn,t,u);
%
% k3, advance of dependent variable vector and
% independent variable for calculation of k4
k3=h*ut;
u=u0+(1932.0/2197.0)*k1...
    -(7200.0/2197.0)*k2...
    +(7296.0/2197.0)*k3;
t=t0+(12.00/13.0)*h;
%
% Derivative vector at new u, t
[ut]=derv(neqn,t,u);
%
% k4, advance of dependent variable vector and
% independent variable for calculation of k5
k4=h*ut;
u=u0+( 439.0/ 216.0)*k1...
    -(   8.0      )*k2...
    +(3680.0/ 513.0)*k3...
    -( 845.0/4104.0)*k4;
t=t0+h;
%
% Derivative vector at new u, t
[ut]=derv(neqn,t,u);
%

```

```

% k5, advance of dependent variable vector and
% independent variable for calculation of k6
k5=h*ut;
u=u0-( 8.0/ 27.0)*k1...
      +( 2.0      )*k2...
      -(3544.0/2565.0)*k3...
      +(1859.0/4104.0)*k4...
      -( 11.0/ 40.0)*k5;
t=t0+0.5*h;
%
% Derivative vector at new u, t
[ut]=derv(neqn,t,u);
%
% k6
k6=h*ut;
%
% Fourth order step
sum4=u0+( 25.0/ 216.0)*k1...
        +( 1408.0/2565.0)*k3...
        +( 2197.0/4104.0)*k4...
        -( 1.0/ 5.0)*k5;
%
% Fifth order step
sum5=u0+( 16.0/ 135.0)*k1...
        +( 6656.0/12825.0)*k3...
        +(28561.0/56430.0)*k4...
        -( 9.0/ 50.0)*k5...
        +( 2.0/ 55.0)*k6;
t=t0+h;
%
% Truncation error estimate
e=sum5-sum4;
%
% Fifth order solution vector (from (4,5) RK pair);
% two ways to the same result are listed
% u=sum4+e;
u=sum5;
%
% End of ssrkf45

```

Program 2.1.14Integrator *ssrkf45* for a RKF45 step

The only essential difference for *ssrkf45* is the coding of the ODE integration method, i.e.,

- *sseuler2*—single step modified Euler method ((1, 2) pair)
- *ssrk4c*—single step classical fourth-order RK method ((2, 4) pair)
- *ssrkf45*—single step RKF 45 method ((4, 5) pair)

Another possibility would be to write a function analogous to *ssrkf45* using the (2, 3) pair discussed previously. The only requirement would be to use the (2, 3) formulas in place of those for the (4, 5) pair; all the other coding in the preceding functions would remain essentially the same. The writing of a (2, 3) integrator is therefore left as an exercise for the reader.

We also have observed in the previous routines an organizing principle that we will use consistently throughout the remainder of this book:

- A set of *library* routines, which are general purpose and should therefore not be changed from one ODE application to the next. Specifically, the following routines can be applied generally to an ODE problem and should therefore not be modified:

Routine Names	Purpose
<i>ode1x1</i>	Main program
<i>euler2a, euler2b, sseuler</i>	(1,2) RK pair
<i>rkc4a, rkc4b, ssrk4</i>	(2,4) RK pair
<i>rkf45a, rkf45b, ssrkf45</i>	(4,5) RK pair

- A set of routines that apply specifically to the ODE problem at hand:

Routine Names	Purpose
<i>inital</i>	Set initial conditions
<i>dero</i>	Compute ODE RHS vector
<i>fprint</i>	Display ODE solution

While these routines pertain to a specific ODE application, in this case the 1x1 ODE problem, they can serve as *templates* for other ODE applications. In other words, they can be easily modified for the solution of other ODEs. For example, they could be modified from the 1x1 problem of Equations 1.3 and 1.4 to the 2x2 problem of Equations 1.6, 1.16, and 1.17.

- One routine, *intpar* falls somewhere between the two preceding sets. It is general purpose in the sense that it sets the parameters that control the operation of the general-purpose ODE integration routines; e.g., it sets the error tolerances. On the other hand, the specific values of the parameters depend on the properties of the particular ODE problem; e.g., the number of integration steps, *nsteps*, may have to be adjusted. Thus, some trial and error generally will be required when coding *intpar* for a new ODE application. This is particularly the case with the error tolerances as

discussed in Chapter 1; in fact, probably the single most common cause of library integrator failures is the specification of inappropriate error tolerances.

To summarize this organizing principle, the general-purpose (library) routines and the problem-specific routines should be *separated as much as possible in the development of new ODE applications*. This separation cannot be achieved completely because of the need to tune the integrator parameters, i.e., in *intpar*.

This basically completes the discussion of the ODE integrators in MATLAB. In a subsequent section, we revisit some of the preceding routines to which some output statements are added to indicate what is occurring within them, particularly with regard to error monitoring and step size adjustment (in *euler2b*, *rkc4b*, and *rkf45b*). The purpose of this additional output is to (a) observe if the integrators operate internally as we would expect, and (b) present a method for debugging when approaching a new ODE problem. We now proceed to the programming of the preceding integrators in other languages.

2.2 Programming in C

Because the operation of the (1, 2), (2, 4), and (4, 5) integrators has been discussed in detail in Section 2.1, we now proceed with the analogous programming in C, but without the same detailed explanation. In other words, we consider the listing of the routines to be essentially self-explanatory (also, we will not consider the details of the differences in syntax between MATLAB and C). Our expectation is that the C code will be largely self-explanatory when compared with the preceding MATLAB code. In fact, we have tried to make the two sets of routines closely resemble each other to facilitate the understanding of one set in terms of the other.

Also, we have used alphabetical ordering of the languages in the following discussion to demonstrate that we do not endorse one language over another. The one exception is the preceding use of MATLAB, which we selected first because of its simplicity in handling vectors (without subscripting). However, this does not mean we favor MATLAB, and in fact, we also have some reservations about this and other “automatic features” possibly leading to unintended errors and consequences. In other words, subscripting within *do* and *for* loops provides an unambiguous indication of how vectors (and matrices) are coded and manipulated with very little additional coding (efficiency may also be a consideration, especially with MATLAB, which tends to be more efficient without subscripting).

Thus, we feel that all of the languages are about comparable in utility for the numerical integration of ODE/PDE systems. A main concern is therefore

to provide code that follows a common theme and format to demonstrate that all of the languages are about equal in terms of their utility in studying differential systems.

To start, we list a main program analogous to Program 2.1.1:

```

/*
Numerical solution to the 1 x 1 ODE system by six
integrators
*/

/* Include headers */
#include <stdio.h>
#include <math.h>
#include "odelx1.h"
#include "euler.h"
#include "rk.h"

/* Main program */
void main()
{
    /* Type variables */
    double u0[SIZE],u[SIZE];
    double tp;
    int i, j, ncase;

    /* Open a file for output */
    if((fid=fopen("odelx1c.out", "w+"))==NULL)
        { printf("\nError opening output file\n"); }

    /* Step through six integrators */
    for(ncase=1;ncase<=6;ncase++)
        {
            /* ODE integration parameters */
            intpar();

            /* Initial condition */
            inital(u0,t0);

            /* Output interval */
            tp=tf-t0;

            /* Step through nout grid points */
            for(j=1;j<=nout;j++)

```

```
{
  /* Print current solution */
  fprintf(ncase,t0,u0);

  /* Select ODE integrator */
  switch(ncase)
  {
    /* Fixed step modified Euler integrator */
    case 1:
      euler2a(n,t0,tf,u,u0,nsteps);
      break;

    /* Variable step modified Euler integrator */
    case 2:
      euler2b(n,t0,tf,u,u0,nsteps,abserr,relerr);
      break;

    /* Fixed step classical fourth order
    RK integrator */
    case 3:
      rkc4a(n,t0,tf,u,u0,nsteps);
      break;

    /* Variable step classical fourth order
    RK integrator */
    case 4:
      rkc4b(n,t0,tf,u,u0,nsteps,abserr,relerr);
      break;

    /* Fixed step RK Fehlberg (RKF45)
    integrator */
    case 5:
      rkf45a(n,t0,tf,u,u0,nsteps);
      break;

    /* Variable step RK Fehlberg (RKF45)
    integrator */
    case 6:
      rkf45b(n,t0,tf,u,u0,nsteps,abserr,relerr);
      break;
  }

  /* Advance solution */
  t0=tf;
  tf=tf+tp;
  for(i=1;i<=n;i++)
```

```

        {
            u0[i]=u[i];
        }

        /* Next output */
    }

    /* Next integrator */
}

/* Complete solution computed. Close the output file */
fclose(fid);

/* End of main */
}

```

Program 2.2.1

C main program for the numerical integration of Equation 1.3 subject to initial condition Equation 1.4

We can note the following points about this program:

- Comments in C are generally enclosed within the delimiters `/* */` (which seems safe since the arithmetic operators `*` and `/` generally will not be adjacent when writing C code).
- The main program starts with the declaration of some header files:

```

/* Include headers */
#include <stdio.h>
#include <math.h>
#include "ode1x1.h"
#include "euler.h"
#include "rk.h"

```

In addition to the standard header files for C (*stdio.h* and *math.h*), we have included three header files, *ode1x1.h*, *euler.h* and *rk.h* for the numerical integration of the 1x1 ODE (Equation 1.3) using the (1, 2), (2, 4), and (4, 5) pairs.

- Instead of executing each of the six ODE integrators individually by changing *int* through the values $int = 1, 2, \dots, 6$, we call all six integrators in a loop:

```

/* Step through six integrators */
for(ncase=1;ncase<=6;ncase++)

```

Otherwise, the coding in Program 2.2.1 closely parallels that in Program 2.1.1.

Header file *ode1x1.h* is listed below:

```

/*

Definition of functions intpar, inital, derv, fprintf
for the 1 x 1 ODE system

*/

/* Include headers */
#include <stdio.h>
#include <math.h>

/* Maximum number of ODEs */
#define SIZE 500

/* Type variables as extern (global) */
extern int n, nout, nsteps;
extern double t0, tf, abserr, relerr;
extern FILE *fid;

/* Integration parameters */
void intpar();

/* Initial condition */
void inital(double u0[], double t);

/* Derivative vector */
void derv(double ut[], double t, double u[]);

/* Output */
void fprintf(int ncase, double t, double u[]);

```

Program 2.2.2

Header file *ode1x1.h* included in Program 2.2.1

All of the routines defined in *ode1x1.h* have already been discussed in detail in Section 2.1. We can note the following details:

- The maximum number of ODES has been set (arbitrarily) at 500:

```

/* Maximum number of ODEs */
#define SIZE 500

```

This absolute sizing can be increased to any desired value (although it is more than adequate since we are integrating one ODE).

- Several global variables are defined that can be shared between routines:

```
/* Type variables as extern (global) */
extern int neqn, nout, nsteps;
extern double t0, tf, abserr, relerr;
extern FILE *fid;
```

A file ID (pointer) is also declared as a global variable for writing an external output file.

- Routines *intpar*, *inital*, *deriv*, and *fprint* are declared. They have the same function as those of the same name in Section 2.1. All these routines are listed subsequently.

Otherwise, the coding in Programs 2.2.1 and 2.2.2 follows directly from their counterparts in Section 2.1.

intpar is listed below:

```
#include "ode1x1.h"

/* Type global variables */

int neqn, nout, nsteps;

double t0, tf, abserr, relerr;

/* Define file ID */
FILE *fid;

void intpar()

/* Function intpar sets the parameters to control the
integration of the 1 x 1 ODE system */
{
/* Number of ODEs */
neqn=1;

/* Number of output points */
nout=6;

/* Maximum number of steps in the interval t0 to tf */
nsteps=100;

/* Initial, final values of independent variable */
t0=0.0;
tf=1.0;
```

```

    /* Error tolerances */
    abserr=pow(10,-5);
    relerr=pow(10,-5);

/* End of intpar */
}

```

Program 2.2.3

Routine *intpar* called in Program 2.2.1 to set the integration parameters

intpar is essentially identical to its counterpart in Program 2.1.3.

inital, *derv* and *fprint* are listed below:

```

void inital(double u0[],double t0)

/* Function inital sets the initial condition vector for
the 1 x 1 ODE problem */
{
    /* Initial condition */
    u0[1]=1.0;

/* End of inital */
}

void derv(double ut[], double t, double u[])

/* Function derv computes the derivative vector of the
1 x 1 ODE problem */
{
    /* Type variables */
    double alpha, lambda;

    /* Problem parameters */
    alpha=1.0;
    lambda=1.0;

    /* Derivative vector */
    ut[1]=lambda*exp(-alpha*t)*u[1];

/* End of derv */
}

void fprint(int ncase, double t, double u[])

```

```

/* Function fprintf displays the numerical and exact
solutions to the 1 x 1 ODE problem */
{
  /* Type variables */
  double ue[2], diff[2];
  double u0, alpha, lambda;

  /* Problem parameters */
  u0=1.0;
  alpha=1.0;
  lambda=1.0;

  /* Print a heading for the solution at t = 0 */
  if(t<=0.0)
  {
    fprintf(fid,"\n\n int = %3d\n",ncase);

    /* Label for ODE integrator */
    switch(ncase)
    {
      case 1: /* Fixed step modified Euler */
        fprintf(fid,"\n      euler2a integrator\n");
        break;

      case 2: /* Variable step modified Euler */
        fprintf(fid,"\n      euler2b integrator\n");
        break;

      case 3: /* Fixed step classical fourth order RK */
        fprintf(fid,"\n      rkc4a integrator\n");
        break;

      case 4: /* Variable step classical fourth order
RK */
        fprintf(fid,"\n      rkc4b integrator\n");
        break;

      case 5: /* Fixed step RK Fehlberg 45 */
        fprintf(fid,"\n      rkf45a integrator\n");
        break;

      case 6: /* Variable step RK Fehlberg 45 */
        fprintf(fid,"\n      rkf45b integrator\n");
        break;
    }
  }
}

```

```

    /* Heading */
    fprintf(fid, "\n      t   u1(num)   u1(ex)       diff1\n\n");

/* End of t = 0 heading */
}

/* Analytical solution vector */
ue[1]=u0*exp(lambda/alpha*(1.0-exp(-alpha*t)));

/* Difference between exact and numerical solution
vectors */
diff[1]=u[1]-ue[1];

/* Display the numerical and exact solutions, and their
difference */
    fprintf(fid, "%10.2f %10.5f %10.5f %13.4e\n",
           t,u[1],ue[1],diff[1]);

/* End of fprint */
}

```

Program 2.2.4

inital, *deriv* and *fprint* called in the solution of Equations 1.3 and 1.4

These routines should be self-explanatory, particularly when compared with their MATLAB counterparts in Section 2.1.

The output from the six integrators called in Program 2.2.1 is listed below (written to file *ode1x1c.out* in *fprint*):

```

int = 1

euler2a integrator

      t      u1(num)      u1(ex)      diff1
0.00      1.00000      1.00000      0.0000e+00
1.00      1.88160      1.88160     -6.4665e-08
2.00      2.37421      2.37421      3.8793e-06
3.00      2.58627      2.58626      6.0332e-06
4.00      2.66895      2.66895      6.9239e-06
5.00      2.70004      2.70003      7.2649e-06

```


int = 2

euler2b integrator

t	u1(num)	u1(ex)	diff1
0.00	1.00000	1.00000	0.0000e+00
1.00	1.88159	1.88160	-6.2196e-06
2.00	2.37421	2.37421	-3.7783e-06
3.00	2.58626	2.58626	2.9325e-07
4.00	2.66895	2.66895	3.6651e-06
5.00	2.70003	2.70003	6.2494e-06

int = 3

rkc4a integrator

t	u1(num)	u1(ex)	diff1
0.00	1.00000	1.00000	0.0000e+00
1.00	1.88160	1.88160	-2.7188e-11
2.00	2.37421	2.37421	-3.2671e-11
3.00	2.58626	2.58626	-3.4825e-11
4.00	2.66895	2.66895	-3.5646e-11
5.00	2.70003	2.70003	-3.5952e-11

int = 4

rkc4b integrator

t	u1(num)	u1(ex)	diff1
0.00	1.00000	1.00000	0.0000e+00
1.00	1.88160	1.88160	-4.2632e-08
2.00	2.37421	2.37421	6.8773e-08
3.00	2.58626	2.58626	9.3031e-08
4.00	2.66895	2.66895	1.0305e-07
5.00	2.70003	2.70003	1.4624e-07

```
int = 5

rkf45a integrator

t      u1(num)      u1(ex)      diff1
0.00   1.00000     1.00000     0.0000e+00
1.00   1.88160     1.88160     6.6613e-16
2.00   2.37421     2.37421     2.6645e-15
3.00   2.58626     2.58626     1.3323e-15
4.00   2.66895     2.66895     1.3323e-15
5.00   2.70003     2.70003     -1.3323e-15
```

```
int = 6

rkf45b integrator

t      u1(num)      u1(ex)      diff1
0.00   1.00000     1.00000     0.0000e+00
1.00   1.88159     1.88160     -3.2870e-06
2.00   2.37421     2.37421     -4.6026e-06
3.00   2.58626     2.58626     -5.0371e-06
4.00   2.66894     2.66895     -5.1682e-06
5.00   2.70002     2.70003     -5.2117e-06
```

We can note the following details about this output:

- The error tolerances set in *intpar*

```
/* Error tolerances */
abserr=pow(10,-5);
relerr=pow(10,-5);
```

are satisfied by all of the integrators.

- The fixed step integrators, *euler2a*, *rkc4a*, and *rkf45a* exceed the error tolerances by orders of magnitude when using 100 integration steps in each output interval as set in *intpar*:

```
/* Maximum number of steps in the interval t0 to tf */
nsteps=100;
```

In fact, *rkc4a* and *rkf45a* provide accuracies that might be considered excessive. In the case of *rkf45a*, the errors are of the order of the machine epsilon (unit roundoff, machine precision) for C.

We now consider the six integrators by listing and briefly discussing the source code (again, we are relying on the preceding discussion of the six integrators in MATLAB to explain most of the details). *euler2a* is listed first:

```

/* Include headers */
#include "euler.h"
#include <stdio.h>

double euler2a(int neqn, double t0, double tf, double u[],
               double u0[], int nsteps)
/*
  Function euler2a computes an ODE solution by the fixed
  step modified Euler method for a series of points along
  the solution by repeatedly calling function sseuler for
  a single modified Euler step.

  Argument list

  neqn      number of first order ODEs

  t0        initial value of independent variable

  tf        final value of independent variable

  u0        initial condition vector of length neqn

  nsteps    number of modified Euler steps

  u         ODE solution vector of length neqn after
           nsteps steps
*/
{
  /* Type variables */
  double e[SIZE];
  double h,t;
  int i,j;

  /* Integration step */
  h=(tf-t0)/nsteps;

  /* nsteps modified Euler steps */
  for(i=1;i<=nsteps;i++)
  {
    /* Single modified Euler step */
    t=sseuler(neqn,t0,u0,h,u,e);
  }
}

```

```

    /* Reset base point values for next modified
       Euler step */
    for(j=1;j<=neqn;j++)
    {
        u0[j]=u[j];
    }
    t0=t;

    /* End for */
}

return 0;

/* End of euler2a */
}

```

Program 2.2.5Integrator *euler2a*

euler2a closely parallels the MATLAB routine of Program 2.1.5 and therefore will not be discussed further.

euler2b is listed below:

```

double euler2b(int neqn, double t0, double tf, double u[],
               double u0[], int nsteps, double abserr,
               double relerr)

```

```

/*

```

Function *euler2b* computes an ODE solution by the variable step modified Euler method for a series of points along the solution by repeatedly calling function *sseuler* for a single modified Euler step. The truncation error is estimated along the solution to adjust the integration step according to a specified error tolerance.

Argument list

<code>neqn</code>	number of first order ODEs
<code>t0</code>	initial value of independent variable
<code>tf</code>	final value of independent variable
<code>u0</code>	initial condition vector of length <code>neqn</code>
<code>nsteps</code>	number of modified Euler steps

```

    u          ODE solution vector of length neqn after
                nsteps steps
*/
{
    /* Type variables */
    double h, hmin, t;
    int i, nfin1;
    double e[SIZE];

    /* Integration step */
    h=(tf-t0)/8.0;

    /* Minimum allowable step */
    hmin=(tf-t0)/(float)(nsteps);

    /* Start integration */
    t=t0;

    /* While independent variable is less than the final
    value, continue the integration */
    while (t <= tf*0.999)
    {
        /* If the next step along the solution will go past
        the final value of the independent variable, set the
        step to the remaining distance to the final value */
        if((t+h) > tf)
        {
            h=tf-t;
        }
        /* Single modified Euler step */
        t=sseuler(neqn,t0,u0,h,u,e);

        /* Flag for the end of the integration */
        nfin1=1;

        /* Check if any of the ODEs have violated the
        error */
        for(i=1;i<=neqn;i++)
        {
            if(fabs(e[i]) > (fabs(u[i])*relerr+abserr))
            {
                /* Error violation, so integration is
                incomplete. Reduce integration step because
                of error violation and repeat integration
                from base point */

```

```

        nfin1=0;
        h=h/2.0;

        /* If the current step is less than the
        minimum allowable step, set the step to the
        minimum allowable value and continue
        integration from new base point */
        if(h < hmin)
        {
            h=(float)hmin;
            nfin1=1;
        }
        break;
    }
}

/* If there is no error violation, continue the
integration from the new base point */
if(nfin1 == 1 )
{
    for(i=1;i<=neqn;i++)
    {
        u0[i]=u[i];
    }
    t0=t;

/* Test if integration step can be increased */
    for(i=1;i<=neqn;i++)
    {
        if(fabs(e[i]) > ((fabs(u[i])*relerr
            +abserr)/4.0))
        {
            /* Integration step cannot be increased */
            nfin1=0;
            break;
        }
    }

    /* Increase integration step */
    if(nfin1 == 1)
    {
        h=h*2.0;
    }

/* End if */
}

```

```

    /* End while */
}

return 0;

/* End of euler2b */
}

```

Program 2.2.6

Integrator *euler2b*

Again, *euler2b* closely parallels the MATLAB routine of Program 2.1.8 except for differences in syntax between MATLAB and C and, therefore, will not be discussed further.

sseuler is listed below:

```

double sseuler(int neqn, double t0, double u0[],
               double h, double u[], double e[])
/*
Function sseuler computes an ODE solution by the modified
Euler method for one step along the solution (by calls to
derv to define the ODE derivative vector). It also
estimates the truncation error of the solution, and
applies this estimate as a correction to the solution
vector.

Argument list

neqn    number of first order ODEs

t0      initial value of independent variable

u0      initial condition vector of length neqn

h       integration step

t       independent variable

u       ODE solution vector of length neqn after
        one modified Euler step

e       estimate of truncation error of the solution
        vector

*/

```

```

{
  /* Type variables */
  double ut0[SIZE], ut[SIZE];
  double t;
  int j;

  /* Derivative vector at initial (base) point */
  derv(ut0,t0,u0);

  /* First order (Euler) step */
  for(j=1;j<=neqn;j++)
  {
    u[j]=u0[j]+ut0[j]*h;
  }
  t=t0+h;

  /* Derivative at advance point */
  derv(ut,t,u);

  /* Second order (modified Euler) step */
  for(j=1;j<=neqn;j++)
  {
    /* Truncation error estimate */
    e[j]=(ut[j]-ut0[j])*h/2.0;

    /* Second order (modified Euler) solution vector */
    u[j]=u[j]+e[j];
  }

return t;

/* End of sseuler */
}

```

Program 2.2.7

Integrator *sseuler* for a single modified Euler step

Again, *sseuler* is a direct analog of the MATLAB routine in Program 2.1.6.

The header file for *euler2a*, *euler2b*, and *sseuler* is as follows:

```

/*

  Routines for the Euler ODE Integration

*/

```



```
#include <math.h>

#define SIZE 500

double euler2a(int neqn, double t0, double tf, double u[],
               double u0[], int nsteps);

double euler2b(int neqn, double t0, double tf, double u[],
               double u0[], int nsteps, double abserr,
               double relerr);

double sseuler(int neqn, double t0, double u0[], double h,
               double u[], double e[]);
```

Program 2.2.8

Header file *euler.h* for *euler2a*, *euler2b*, and *sseuler*

rkc4a, *rkc4b*, and *ssrk4* are listed below without further comment (their MATLAB counterparts are Programs 2.1.9, 2.1.10, and 2.1.11):

```
#include "rk.h"

double rkc4a(int neqn, double t0, double tf, double u[],
             double u0[], int nsteps)
/*
Function rkc4a computes an ODE solution by the fixed step
classical fourth order RK method for a series of points
along the solution by repeatedly calling function ssrk4
for a single classical fourth order RK step.

Argument list

    neqn      number of first order ODEs
    t0        initial value of independent variable
    tf        final value of independent variable
    u0        initial condition vector of length neqn
    nsteps    number of rkc4 steps
    u         ODE solution vector of length neqn after
             nsteps steps
```

```

*/
{
    /* Type variables */
    int i, j;
    double t, h, e[SIZE];

    /* Integration step */
    h=(tf-t0)/nsteps;

    /* nsteps rkc4 steps */
    for(i=1;i<=nsteps;i++)
    {
        /* Single rkc4 step */
        t=ssrk4(neqn,t0,u0,h,u,e);

        /* Reset base point values for next rk4c step */
        for(j=1;j<=neqn;j++)
        {
            u0[j]=u[j];
        }
        t0=t;
    }

return 0;

/* End of rkc4a */
}

```

Program 2.2.9
Integrator *rkc4a*

```

double rkc4b(int neqn, double t0, double tf, double u[],
             double u0[], int nsteps, double abserr,
             double relerr)

/*
Function rkc4b computes an ODE solution by a variable
step classical fourth order RK method for a series of
points along the solution by repeatedly calling function
ssrk4 for a single classical fourth order RK step. The
truncation error is estimated along the solution to
adjust the integration step according to a specified
error tolerance.

```

Argument list

```

    neqn      number of first order ODEs

    t0        initial value of independent variable

    tf        final value of independent variable

    u0        initial condition vector of length neqn

    nsteps    maximum number of rkc4 steps

    abserr    absolute error tolerance

    relerr    relative error tolerance

    u         ODE solution vector of length neqn after
              nsteps steps
*/
{
    /* Type variables */
    double h, hmin, t, e[SIZE];
    int nfin1, i;

    /* Integration step */
    h=(tf-t0)/2.0;

    /* Minimum allowable step */
    hmin=(tf-t0)/nsteps;

    /* Start integration */
    t=t0;

    /* While independent variable is less than the final
    value, continue the integration */
    while(t <= (tf*0.999))
    {
        /* If the next step along the solution will go past
        the final value of the independent variable, set the
        step to the remaining distance to the final value */
        if((t+h) > tf)
        {
            h=tf-t;
        }
    }
}

```

```
/* Single rkc4 step */
t=ssrkc4(neqn,t0,u0,h,u,e);

/* Flag for the end of the integration */
nfinl=1;

/* Check if any of the ODEs have violated the error
criterion */
for(i=1;i<=neqn;i++)
{
  if( fabs(e[i]) > (fabs(u[i])*relerr+abserr)
    {
      /* Error violation, so integration is
incomplete. Reduce integration step because
of error violation and repeat integration
from base point */
      nfinl=0;
      h=h/2.0;

      /* If the current step is less than the
minimum allowable step, set the step to the
minimum allowable value and continue
integration from new base point */
      if(h < hmin)
        {
          h = hmin;
          nfinl=1;
        }
      break;
    }
}

/* If there is no error violation, continue the
integration from the new base point */
if(nfinl == 1)
{
  for(i=1;i<=neqn;i++)
  {
    u0[i]=u[i];
  }
  t0=t;

  /* Test if integration step can be increased */
  for(i=1;i<=neqn;i++)
```

```

        {
            if(fabs(e[i]) > ((fabs(u[i])*relerr
                +abserr)/16.0))
            {
                /* Integration step cannot be increased */
                nfin1=0;
                break;
            }
        }

        /* Increase integration step */
        if(nfin1 == 1)
        {
            h=h*2.0;
        }

        /* End if */
    }

    /* End while */
}

return 0;

/* End of rkc4b */
}

```

Program 2.2.10
Integrator *rkc4b*

```

double ssrkc4(int neqn, double t0, double u0[],
              double h, double u[], double e[])

```

/*

Function *ssrkc4* computes an ODE solution by the classical fourth order RK method for one step along the solution (by calls to *derv* to define the ODE derivative vector). It also estimates the truncation error of the solution, and applies this estimate as a correction to the solution vector.

Argument list

neqn number of first order ODEs

t0 initial value of independent variable

```

    u0          initial condition vector of length neqn

    h           integration step

    t           independent variable

    u           ODE solution vector of length neqn after
                one rk4 step

    e           estimate of truncation error of the solu-
                tion vector
*/
{
    /* Type variables */
    double  ut0[SIZE], ut[SIZE], u4[SIZE];
    double t, k1[SIZE], k2[SIZE], k3[SIZE], k4[SIZE];
    int j;

    /* Derivative vector at initial (base) point */
    derv(ut0,t0,u0);

    /* k1; stepping for k2 */
    for(j=1;j<=neqn;j++)
    {
        k1[j]=h*ut0[j];
        u[j]=u0[j]+0.5*k1[j];
    }
    t=t0+0.5*h;

    /* Derivative vector at next RK point */
    derv(ut,t,u);

    /* k2; stepping for k3 */
    for(j=1;j<=neqn;j++)
    {
        k2[j]=h*ut[j];
        u[j]=u0[j]+0.5*k2[j];
    }
    t=t0+0.5*h;

    /* Derivative vector at next RK point */
    derv(ut,t,u);

    /* k3; stepping for k4 */
    for(j=1;j<=neqn;j++)

```

```

    {
        k3[j]=h*ut[j];
        u[j]=u0[j]+k3[j];
    }
    t=t0+h;

    /* Derivative vector at next RK point */
    derv(ut,t,u);

    /* k4; second and fourth order step; error estimate;
    error correction */
    for(j=1;j<=neqn;j++)
    {
        k4[j]=h*ut[j];
        u[j]=u0[j]+k2[j];
        u4[j]=u0[j]+(1.0/6.0)*(k1[j]+2.0*k2[j]+2.0*k3[j]
            +k4[j]);
        e[j]=u4[j]-u[j];
        u[j]=u[j]+e[j];
    }
    t=t0+h;

return t;

/* End of ssrkc4 */
}

```

Program 2.2.11

Integrator *ssrkc4* for a classical fourth-order RK step

rkf45a, *rkf45b*, and *ssrkf45* are listed below without further comment (their MATLAB counterparts are Programs 2.1.9, 2.1.10, and 2.1.11):

```

double rkf45a(int neqn, double t0, double tf, double u[],
              double u0[], int nsteps)

```

```

/*

```

```

Function rkf45a computes an ODE solution by the fixed
step RK Fehlberg 45 RK method for a series of points
along the solution by repeatedly calling function ssrkf45
for a single RK Fehlberg 45 step.

```

Argument list

neqn number of first order ODEs

t0 initial value of independent variable

```

    tf          final value of independent variable

    u0          initial condition vector of length neqn

    nsteps     number of rkf45 steps

    u          ODE solution vector of length neqn after
              nsteps steps
*/
{
    /* Type variables */
    double t, h, e[SIZE];
    int i,j;

    /* Integration step */
    h=(tf-t0)/nsteps;

    /* nsteps rkf45 steps */
    for(i=1;i<=nsteps;i++)
    {
        /* Single rkf45 step */
        t=ssrkf45(neqn,t0,u0,h,u,e);

        /* Reset base point values for next rkf45 step */
        for(j=1;j<=neqn;j++)
        {
            u0[j]=u[j];
        }
        t0=t;
    }

return 0;

/* End rkf45a */
}

```

Program 2.2.12
Integrator *rkf45a*

```

double rkf45b(int neqn, double t0, double tf, double u[],
              double u0[], int nsteps, double abserr,
              double relerr)
/*
    Function rkf45b computes an ODE solution by a variable
    step classical RK Fehlberg 45 method for a series of

```


points along the solution by repeatedly calling function `ssrkf45` for a single RK Fehlberg 45 step. The truncation error is estimated along the solution to adjust the integration step according to a specified error tolerance.

Argument list

`neqn` number of first order ODEs

`t0` initial value of independent variable

`tf` final value of independent variable

`u0` initial condition vector of length `neqn`

`nsteps` maximum number of `rkf45` steps

`abserr` absolute error tolerance

`relerr` relative error tolerance

`u` ODE solution vector of length `neqn` after `nsteps` steps

```
*/
{
  /* Type variables */
  double h, hmin, t, e[SIZE];
  int i, nfin1;

  /* Integration step */
  h=(tf-t0)/2.0;

  /* Minimum allowable step */
  hmin=(tf-t0)/nsteps;

  /* Start integration */
  t=t0;

  /* While independent variable is less than the final
  value, continue the integration */
  while(t <= (tf*0.999))
  {
```

```

/* If the next step along the solution will go past
the final value of the independent variable, set the
step to the remaining distance to the final value */
if((t+h) > tf)
{
    h=tf-t;
}

/* Single rkf45 step */
t=ssrkf45(neqn,t0,u0,h,u,e);

/* Flag for the end of the integration */
nfinl=1;

/* Check if any of the ODEs have violated the error
criterion */
for (i=1;i<=neqn;i++)
{
    if(fabs(e[i]) > (fabs(u[i])*relerr+abserr))
    {
        /* Error violation, so integration is
incomplete. Reduce integration step because
of error violation and repeat integration
from base point */
        nfinl=0;
        h=h/2.0;

        /* If the current step is less than the
minimum allowable step, set the step to the
minimum allowable value and continue
integration from new base point */
        if(h < hmin)
        {
            h = hmin;
            nfinl=1;
        }
        break;
    }
}

/* If there is no error violation, continue the
integration from the new base point */
if(nfinl == 1)
{

```

```

for(i=1;i<=neqn;i++)
{
    u0[i]=u[i];
}
t0=t;

/* Test if integration step can be increased */
for(i=1;i<=neqn;i++)
{
    if(fabs(e[i]) > ((fabs(u[i])*relerr+abserr)
/32.0) )
    {
        /* Integration step cannot be
increased */
        nfin1=0;
        break;
    }
}

/* Increase integration step */
if(nfin1 == 1)
{
    h=h*2.0;
}

/* End if */
}

/* End while */
}

return 0;

/* End of rkf45b */
}

```

Program 2.2.13
Integrator *rkf45b*

```

double ssrkf45(int neqn, double t0, double u0[], double h,
double u[], double e[])
/*
Function ssrkf45 computes an ODE solution by the RK
Fehlberg 45 method for one step along the solution (by

```

calls to `derv` to define the ODE derivative vector). It also estimates the truncation error of the solution, and applies this estimate as a correction to the solution vector.

Argument list

<code>neqn</code>	number of first order ODEs
<code>t0</code>	initial value of independent variable
<code>u0</code>	initial condition vector of length <code>neqn</code>
<code>h</code>	integration step
<code>t</code>	independent variable
<code>u</code>	ODE solution vector of length <code>neqn</code> after one <code>rkf45</code> step
<code>e</code>	estimate of truncation error of the solution vector

```

*/
{
  /* Type variables */
  double t, ut0[SIZE], ut[SIZE], u5[SIZE];
  double k1[SIZE], k2[SIZE], k3[SIZE], k4[SIZE], k5[SIZE],
  k6[SIZE];
  int j;

  /* Derivative vector at initial (base) point */
  derv(ut0,t0,u0);

  /* k1; stepping for k2 */
  for(j=1;j<=neqn;j++)
  {
    k1[j]=h*ut0[j];
    u[j]=u0[j]+0.25*k1[j];
  }
  t=t0+0.25*h;

  /* Derivative vector at next RK point */
  derv(ut,t,u);

```

```

/* k2; stepping for k3 */
for(j=1;j<=neqn;j++)
  {
    k2[j]=h*ut[j];
    u[j]=u0[j]+(3.0/32.0)*k1[j]
            +(9.0/32.0)*k2[j];
  }
t=t0+(3.0/8.0)*h;

/* Derivative vector at next RK point */
derv(ut,t,u);

/* k3; stepping for k4 */
for(j=1;j<=neqn;j++)
  {
    k3[j]=h*ut[j];
    u[j]=u0[j]+(1932.0/2197.0)*k1[j]
            -(7200.0/2197.0)*k2[j]
            +(7296.0/2197.0)*k3[j];
  }
t=t0+(12.00/13.0)*h;

/* Derivative vector at next RK point */
derv(ut,t,u);

/* k4; stepping for k5 */
for(j=1;j<=neqn;j++)
  {
    k4[j]=h*ut[j];
    u[j]=u0[j]+( 439.0/ 216.0)*k1[j]
            -(   8.0         )*k2[j]
            +(3680.0/ 513.0)*k3[j]
            -( 845.0/4104.0)*k4[j];
  }
t=t0+h;

/* Derivative vector at next RK point */
derv(ut,t,u);

/* k5; stepping for k6 */
for(j=1;j<=neqn;j++)
  {
    k5[j]=h*ut[j];

```

```

        u[j]=u0[j]-( 8.0/ 27.0)*k1[j]
                +( 2.0      )*k2[j]
                -(3544.0/2565.0)*k3[j]
                +(1859.0/4104.0)*k4[j]
                -( 11.0/ 40.0)*k5[j];
    }
    t=t0+0.5*h;

    /* Derivative vector at next RK point */
    derv(ut,t,u);

    /* k6; fourth and fifth order step; error estimate; error
    correction */
    for(j=1;j<=neqn;j++)
    {
        k6[j]=h*ut[j];
        u[j]=u0[j]+( 25.0/ 216.0)*k1[j]
                +( 1408.0/2565.0)*k3[j]
                +( 2197.0/4104.0)*k4[j]
                -( 1.0/ 5.0)*k5[j];
        u5[j]=u0[j]+( 16.0/ 135.0)*k1[j]
                +( 6656.0/12825.0)*k3[j]
                +(28561.0/56430.0)*k4[j]
                -( 9.0/ 50.0)*k5[j]
                +( 2.0/ 55.0)*k6[j];
        e[j]=u5[j]-u[j];
        u[j]= u[j]+e[j];
    }
    t=t0+h;

return t;

/* End of ssrkf45 */
}

```

Program 2.2.14Integrator *ssrkf45* for a RKF45 step

The header file for *rkc4a*, *rkc4b*, *ssrk4*, *rkf45a*, *rkf45b*, and *ssrkf45* is as follows:

```

/*

Routines for the RK Integration

*/

```

```

#include <math.h>

#define SIZE 500

double rkc4a(int neqn, double t0, double tf, double u[],
             double u0[], int nsteps);

double rkc4b(int neqn, double t0, double tf, double u[],
             double u0[], int nsteps, double abserr,
             double relerr);

double ssrk4(int neqn, double t0, double u0[], double h,
             double u[], double e[]);

double rkf45a(int neqn, double t0, double tf, double u[],
             double u0[], int nsteps);

double rkf45b(int neqn, double t0, double tf, double u[],
             double u0[], int nsteps, double abserr,
             double relerr);

double ssrkf45(int neqn, double t0, double u0[], double h,
              double u[], double e[]);

```

Program 2.2.15

Header file for *rkc4a*, *rkc4b*, *ssrk4*, *rkf45a*, *rkf45b*, *ssrkf45*

This completes the discussion of the C solution of the 1x1 ODE problem of Equations 1.3 to 1.5. We now proceed to the programming of this problem in C++.

2.3 Programming in C++

We present the programming for the remaining languages according to the organizational principle discussed previously; i.e., the general-purpose routines are listed first, followed by the application-specific routines, and then possibly any routines that are somewhere in between. To conclude the discussion of a specific language, we then list the output from the the entire group of routines.

Thus, we start with the listing of the main program and ODE integrator routines:

```
/*  
  
Numerical solution to the 1 x 1 ODE system by six  
integrators  
  
*/  
  
/* Include headers */  
#include <math.h>  
#include <stdlib.h>  
#include <iostream.h>  
#include <fstream.h>  
#include "odelx1.h"  
#include "Euler.h"  
#include "RK.h"  
  
/* Main program */  
void main()  
{  
    /* Type variables */  
    double tp;  
    int i,j,ncase;  
  
    /* Derive objects */  
    DEF o1;  
    Euler e1;  
    RK rk;  
  
    /* Open a file for output */  
    ofstream fout("odelx1cpp.out",ios::out);  
  
    /* Step through six integrators */  
    for(ncase=1;ncase<=6;ncase++)  
    {  
        /* ODE integration parameters */  
        o1.intpar();  
  
        /* Initial condition */  
        o1.inital();  
  
        /* Output interval */  
        tp=o1.tf-o1.t0;
```



```

/* Step through nout grid points */
for(j=1;j<=o1.nout;j++)
{
  /* Print solution */
  o1.fprint(fout,ncase,o1.neqn,o1.t0,o1.u0);

  /* Select ODE integrator */
  switch(ncase)
  {
    /* Fixed step modified Euler integrator */
    case 1:
      e1.euler2a(o1.neqn,o1.t0,o1.tf,o1.u,o1.u0,
                o1.nsteps);
      break;

    /* Variable step modified Euler integrator */
    case 2:
      e1.euler2b(o1.neqn,o1.t0,o1.tf,o1.u,o1.u0,
                o1.nsteps,o1.abserr,o1.relerr);
      break;

    /* Fixed step classical fourth order
    RK integrator */
    case 3:
      rk.rkc4a(o1.neqn,o1.t0,o1.tf,o1.u,o1.u0,
              o1.nsteps);
      break;

    /* Variable step classical fourth order
    RK integrator */
    case 4:
      rk.rkc4b(o1.neqn,o1.t0,o1.tf,o1.u,o1.u0,
              o1.nsteps,o1.abserr,o1.relerr);
      break;

    /* Fixed step RK Fehlberg (RKF45)
    integrator */
    case 5:
      rk.rkf45a(o1.neqn,o1.t0,o1.tf,o1.u,o1.u0,
              o1.nsteps);
      break;

    /* Variable step RK Fehlberg (RKF45)
    integrator */

```

```

        case 6:
            rk.rkf45b(o1.nsqn,o1.t0,o1.tf,o1.u,o1.u0,
                o1.nsteps,o1.abserr,o1.relerr);
            break;

    }

    /* Advance solution */
    o1.t0=o1.tf;
    o1.tf+=tp;
    for(i=1;i<=o1.nsqn;i++)
    {
        o1.u0[i]=o1.u[i];
    }

    /* Next output */
}

/* Next integrator */
}

/* Complete solution computed. Close output file */
fout<<endl;
fout.close();

/* End of main */
}

```

Program 2.3.1

C++ main program for the numerical integration of Equation 1.3 subject to initial condition Equation 1.4

Note, again, as in Program 2.2.1, that all six integrators are called within a single loop.

```

/* Step through six integrators */
for(ncase=1;ncase<=6;ncase++)

```

Also, an output file, *ode1x1cpp.out* is written by this main program.

The associated header files are as follows:

```
/*
```

```

Definition of functions intpar, inital, derv, fprint
for the 1 x 1 ODE system

```

```
*/

/* Include headers */
#include <math.h>
#include <stdio.h>
#include <stdlib.h>
#include <fstream.h>
#include <iomanip.h>
#include "MOL.h"

/* Type variables as extern (global) */
extern FILE *fid;

class DEF:public MOL
{
public:

/* Integration parameters */
void intpar();

/* Initial condition */
void inital();

/* Derivative vector */
void derv(double ut[],double t,double u[]);

/* Output */
void fprint(int ncase, int neqn, double t, double u[]);

void fprint(ofstream &fout, int ncase, int neqn,
double t, double u[]);

};

/*

Define the common (global) variables for the
1 x 1 ODE problem

*/

/* Maximum (default) number of ODEs */
#define SIZE 500
```

```

class MOL
{
  public:

  /* Variables for ODE integration */

  int neqn, nout, nsteps;

  double t0, tf, abserr, relerr;

  double u[SIZE], u0[SIZE], e[SIZE];

};

```

Program 2.3.2

Header files *ode1x1.h* and *MOL.h* used by Program 2.3.1

The ODE integration routines are listed below (*ode1x1.h* is copied to *DEF.h* before execution):

```

#include "DEF.h"
#include "Euler.h"

double Euler::euler2a(int neqn, double t0, double tf,
                      double u[], double u0[], int nsteps)
/*

```

Function `euler2a` computes an ODE solution by the fixed step modified Euler method for a series of points along the solution by repeatedly calling function `sseuler` for a single modified Euler step.

Argument list

<code>neqn</code>	number of first order ODEs
<code>t0</code>	initial value of independent variable
<code>tf</code>	final value of independent variable
<code>u0</code>	initial condition vector of length <code>neqn</code>
<code>nsteps</code>	number of modified Euler steps
<code>u</code>	ODE solution vector of length <code>neqn</code> after <code>nsteps</code> steps

```

*/
{
  /* Type variables */
  double e[SIZE];
  double h,t;
  int i,j;

  /* Integration step */
  h=(tf-t0)/nsteps;

  /* nsteps modified Euler steps */
  for(i=1;i<=nsteps;i++)
  {
    /* Single modified Euler step */
    t=sseuler(neqn,t0,u0,h,u,e);

    /* Reset base point values for next modified Euler
       step */
    for(j=1;j<=neqn;j++)
    {
      u0[j]=u[j];
    }
    t0=t;

    /* End for */
  }

return 0;

/* End of euler2a */
}

```

Program 2.3.3
Integrator *euler2a*

```

double Euler::euler2b(int neqn, double t0, double tf,
                     double u[], double u0[], int nsteps,
                     double abserr, double relerr)
/*
  Function euler2b computes an ODE solution by the variable
  step modified Euler method for a series of points along
  the solution by repeatedly calling function sseuler for a
  single modified Euler step. The truncation error is

```

estimated along the solution to adjust the integration step according to a specified error tolerance.

Argument list

```

    neqn      number of first order ODEs

    t0        initial value of independent variable

    tf        final value of independent variable

    u0        initial condition vector of length neqn

    nsteps    number of modified Euler steps

    u         ODE solution vector of length neqn after
              nsteps steps
*/
{
    /* Type variables */
    double h, hmin,t;
    int i, nfin1;
    double e[SIZE];

    /* Integration step */
    h=(tf-t0)/8.0;

    /* Minimum allowable step */
    hmin=(tf-t0)/(float)(nsteps);

    /* Start integration */
    t=t0;

    /* While independent variable is less than the final */
    while(t <= tf*0.999)
    {
        /* If the next step along the solution will go past
        the final value of the independent variable, set the
        step to the remaining distance to the final value */
        if((t+h) > tf)
        {
            h=tf-t;
        }
        /* Single modified Euler step */
        t=sseuler(neqn,t0,u0,h,u,e);
    }
}

```

```

/* Flag for the end of the integration */
nfin1=1;

/* Check if any of the ODEs have violated the error
criterion */
for(i=1;i<=neqn;i++)
{
    if(fabs(e[i]) > (fabs(u[i])*relerr+abserr))
    {
        /* Error violation, so integration is
incomplete. Reduce integration step because
of error violation and repeat integration
from base point */
        nfin1=0;
        h=h/2.0;

        /* If the current step is less than the
minimum allowable step, set the step to the
minimum allowable value and continue
integration from new base point */
        if(h< hmin)
        {
            h = (float)hmin;
            nfin1=1;
        }
        break;
    }
}

/* If there is no error violation, continue the
integration from the new base point */
if(nfin1 == 1)
{
    for(i=1;i<=neqn;i++)
    {
        u0[i]=u[i];
    }
    t0=t;

    /* Test if integration step can be increased */
    for(i=1;i<=neqn;i++)
    {
        if(fabs(e[i]) > ((fabs(u[i])*relerr+abserr)/4.0))
        {
            /* Integration step cannot be increased */

```

```

        nfin1=0;
        break;
    }
}

/* Increase integration step */
if(nfin1 == 1)
{
    h=h*2.0;
}

/* End if */
}

/* End while */
}

return 0;

/* End of euler2b */
}

```

Program 2.3.4Integrator *euler2b*

```

double Euler::sseuler(int neqn, double t0, double u0[],
                      double h, double u[], double e[])

```

/*

Function sseuler computes an ODE solution by the modified Euler method for one step along the solution (by calls to `derv` to define the ODE derivative vector). It also estimates the truncation error of the solution, and applies this estimate as a correction to the solution vector.

Argument list

<code>neqn</code>	number of first order ODEs
<code>t0</code>	initial value of independent variable
<code>u0</code>	initial condition vector of length <code>neqn</code>
<code>h</code>	integration step


```

t      independent variable

u      ODE solution vector of length neqn after
      one modified Euler step

e      estimate of truncation error of the solu-
      tion vector
*/
{
  /* Type variables */
  double ut0[SIZE], ut[SIZE];
  double t;
  int j;

  /* Derivative vector at initial (base) point */
  derv(ut0,t0,u0);

  /* First order (Euler) step */
  for(j=1;j<=neqn;j++)
  {
    u[j]=u0[j]+ut0[j]*h;
  }
  t=t0+h;

  /* Derivative at advance point */
  derv(ut,t,u);

  /* Second order (modified Euler) step */
  for(j=1;j<=neqn;j++)
  {
    /* Truncation error estimate */
    e[j]=(ut[j]-ut0[j])*h/2.0;

    /* Second order (modified Euler) solution vector */
    u[j]=u[j]+e[j];
  }

  return t;

  /* End of sseuler */
}

```

Program 2.3.5

Integrator *sseuler* for a single modified Euler step

```

/*
    Routines for the Euler ODE Integration
*/
class Euler:public DEF
{
public:
double euler2a(int neqn, double t0, double tf, double u[],
               double u0[], int nsteps);
double euler2b(int neqn, double t0, double tf, double u[],
               double u0[], int nsteps, double abserr,
               double relerr);
double sseuler(int neqn, double t0, double u0[], double h,
               double u[], double e[]);
};

```

Program 2.3.6Header file *euler.h* for *euler2a*, *euler2b*, and *sseuler*

```

#include "DEF.h"
#include "RK.h"

double RK::rkc4a(int neqn, double t0, double tf,
                 double u[], double u0[], int nsteps)
/*
    Function rkc4a computes an ODE solution by the fixed step
    classical fourth order RK method for a series of points
    along the solution by repeatedly calling function ssrk4
    for a single classical fourth order RK step.

    Argument list

    neqn      number of first order ODEs

    t0        initial value of independent variable

    tf        final value of independent variable

```

```

    u0          initial condition vector of length neqn

    nsteps     number of rk4 steps

    u          ODE solution vector of length neqn after
              nsteps steps
*/
{
    /* Type variables */
    int i, j;
    double t, h, e[SIZE];

    /* Integration step */
    h=(tf-t0)/nsteps;

    /* nsteps rk4 steps */
    for(i=1;i<=nsteps;i++)
    {
        /* Single rk4 step */
        t=ssrk4(neqn,t0,u0,h,u,e);

        /* Reset base point values for next rk4c step */
        for(j=1;j<=neqn;j++)
        {
            u0[j]=u[j];
        }
        t0=t;
    }

return 0;

/* End of rk4a */
}

```

Program 2.3.7
Integrator *rk4a*

```

double RK::rk4b(int neqn, double t0, double tf,
               double u[], double u0[], int nsteps,
               double abserr, double relerr)
/*
    Function rk4b computes an ODE solution by a variable
    step classical fourth order RK method for a series of
    points along the solution by repeatedly calling function

```

ssrkc4 for a single classical fourth order RK step. The truncation error is estimated along the solution to adjust the integration step according to a specified error tolerance.

Argument list

```

    neqn      number of first order ODEs

    t0        initial value of independent variable

    tf        final value of independent variable

    u0        initial condition vector of length neqn

    nsteps    maximum number of rkc4 steps

    abserr    absolute error tolerance

    relerr    relative error tolerance

    u         ODE solution vector of length neqn after
              nsteps steps
*/
{
    /* Type variables */
    double h, hmin, t, e[SIZE];
    int nfin1, i;

    /* Integration step */
    h=(tf-t0)/2.0;

    /* Minimum allowable step */
    hmin=(tf-t0)/nsteps;

    /* Start integration */
    t=t0;

    /* While independent variable is less than the final
    value, continue the integration */
    while(t <= (tf*0.999))
    {
        /* If the next step along the solution will go past
        the final value of the independent variable, set the
        step to the remaining distance to the final value */

```

```

if((t+h) > tf)
{
    h=tf-t;
}

/* Single rk4 step */
t=ssrk4(neqn,t0,u0,h,u,e);

/* Flag for the end of the integration */
nfinl=1;

/* Check if any of the ODEs have violated the error
criterion */
for(i=1;i<=neqn;i++)
{
    if(fabs(e[i]) > (fabs(u[i])*relerr+abserr))
    {
        /* Error violation, so integration is
incomplete. Reduce integration step because
of error violation and repeat integration
from base point */
        nfinl=0;
        h=h/2.0;

        /* If the current step is less than the
minimum allowable step, set the step to the
minimum allowable value and continue
integration from new base point */
        if(h < hmin)
        {
            h=hmin;
            nfinl=1;
        }
        break;
    }
}

/* If there is no error violation, continue the
integration from the new base point */
if(nfinl == 1)
{
    for(i=1;i<=neqn;i++)
    {
        u0[i]=u[i];
    }
    t0=t;
}

```

```

/* Test if integration step can be increased */
for(i=1;i<=neqn;i++)
{
    if(fabs(e[i]) > ((fabs(u[i])*relerr
        +abserr)/16.0))
    {
        /* Integration step cannot be increased */
        nfin1=0;
        break;
    }
}

/* Increase integration step */
if(nfin1 == 1)
{
    h=h*2.0;
}

/* End if */
}

/* End while */
}

return 0;

/* End of rkc4b */
}

```

Program 2.3.8
Integrator *rkc4b*

```

double RK::ssrkc4(int neqn, double t0, double u0[],
                 double h, double u[], double e[])
/*
Function ssrkc4 computes an ODE solution by the classical
fourth order RK method for one step along the solution
(by calls to derv to define the ODE derivative vector).
It also estimates the truncation error of the solution,
and applies this estimate as a correction to the solution
vector.

```

Argument list

```

    neqn      number of first order ODEs

    t0        initial value of independent variable

    u0        initial condition vector of length neqn

    h         integration step

    t         independent variable

    u         ODE solution vector of length neqn after
              one rkc4 step

    e         estimate of truncation error of the solu-
              tion vector
*/
{
  /* Type variables */
  double  ut0[SIZE], ut[SIZE], u4[SIZE];
  double t, k1[SIZE], k2[SIZE], k3[SIZE], k4[SIZE];
  int j;

  /* Derivative vector at initial (base) point */
  derv(ut0,t0,u0);

  /* k1; stepping for k2 */
  for(j=1;j<=neqn;j++)
  {
    k1[j]=h*ut0[j];
    u[j]=u0[j]+0.5*k1[j];
  }
  t=t0+0.5*h;
  /* Derivative vector at next RK point */
  derv(ut,t,u);

  /* k2; stepping for k3 */
  for(j=1;j<=neqn;j++)
  {
    k2[j]=h*ut[j];
    u[j]=u0[j]+0.5*k2[j];
  }
  t=t0+0.5*h;

```

```

/* Derivative vector at next RK point */
derv(ut,t,u);

/* k3; stepping for k4 */
for(j=1;j<=neqn;j++)
{
    k3[j]=h*ut[j];
    u[j]=u0[j]+k3[j];
}
t=t0+h;

/* Derivative vector at next RK point */
derv(ut,t,u);

/*k4; second and fourth order step; error estimate; error
correction */
for(j=1;j<=neqn;j++)
{
    k4[j]=h*ut[j];
    u[j]=u0[j]+k2[j];
    u4[j]=u0[j]+(1.0/6.0)*(k1[j]+2.0*k2[j]+2.0*k3[j]
        +k4[j]);
    e[j]=u4[j]-u[j];
    u[j]=u[j]+e[j];
}
t=t0+h;

return t;

/* End of ssrk4 */
}

```

Program 2.3.9

Integrator *ssrk4* for a classical fourth-order RK step

```

double RK::rkf45a(int neqn, double t0, double tf,
                 double u[], double u0[], int nsteps)
/*
    Function rkf45a computes an ODE solution by the fixed
    step RK Fehlberg 45 RK method for a series of points
    along the solution by repeatedly calling function
    ssrkf45 for a single RK Fehlberg 45 step.

```


Argument list

```

neqn      number of first order ODEs

t0        initial value of independent variable

tf        final value of independent variable

u0        initial condition vector of length neqn

nsteps    number of rkf45 steps

u         ODE solution vector of length neqn after
          nsteps steps

```

```

*/
{
  /* Type variables */
  double t, h, e[SIZE];
  int i, j;

  /* Integration step */
  h=(tf-t0)/nsteps;

  /* nsteps rkf45 steps */
  for(i=1;i<=nsteps;i++)
  {
    /* Single rkf45 step */
    t=ssrkf45(neqn,t0,u0,h,u,e);

    /* Reset base point values for next rkf45 step */
    for(j=1;j<=neqn;j++)
    {
      u0[j]=u[j];
    }
    t0=t;

    /* End for */
  }

  return 0;

  /* End of rkf45a */
}

```

Program 2.3.10
Integrator *rkf45a*

```

double RK::rkf45b(int neqn, double t0, double tf,
                  double u[],double u0[],int nsteps,
                  double abserr,double relerr)
/*
  Function rkf45b computes an ODE solution by a variable
  step classical RK Fehlberg 45 method for a series of
  points along the solution by repeatedly calling
  function ssrkf45 for a single RK Fehlberg 45 step. The
  truncation error is estimated along the solution to
  adjust the integration step according to a specified
  error tolerance.

  Argument list

  neqn      number of first order ODEs

  t0        initial value of independent variable

  tf        final value of independent variable

  u0        initial condition vector of length neqn

  nsteps    maximum number of rkf45 steps

  abserr    absolute error tolerance

  relerr    relative error tolerance

  u         ODE solution vector of length neqn after
           nsteps steps

*/
{
  /* Type variables */
  double h, hmin, t, e[SIZE];
  int i, nfin1;

  /* Integration step */
  h=(tf-t0)/2.0;

  /* Minimum allowable step */
  hmin=(tf-t0)/nsteps;

  /* Start integration */
  t=t0;

```

```

/* While independent variable is less than the final
value, continue the integration */
while(t <= (tf*0.999))
{
  /* If the next step along the solution will go past
the final value of the independent variable, set the
step to the remaining distance to the final value */
  if((t+h) > tf)
  {
    h=tf-t;
  }

  /* Single rkf45 step */
  t=ssrkc4(neqn,t0,u0,h,u,e);

  /* Flag for the end of the integration */
  nfinl=1;

  /* Check if any of the ODEs have violated the error
criterion */
  for (i=1;i<=neqn;i++)
  {
    if(fabs(e[i]) > (fabs(u[i])*relerr+abserr))
    {
      /* Error violation, so integration is
incomplete. Reduce integration step because
of error violation and repeat integration
from base point */
      nfinl=0;
      h=h/2.0;

      /* If the current step is less than the
minimum allowable step, set the step to the
minimum allowable value and continue
integration from new base point */
      if(h < hmin)
      {
        h = hmin;
        nfinl=1;
      }
      break;
    }
  }
}
}

```

```

/* If there is no error violation, continue the
integration from the new base point */
if(nfin1 == 1)
{
    for(i=1;i<=neqn;i++)
    {
        u0[i]=u[i];
    }
    t0=t;

    /* Test if integration step can be increased */
    for(i=1;i<=neqn;i++)
    {
        if(fabs(e[i]) > ((fabs(u[i])*relerr
            +abserr)/32.0) )
        {
            /* Integration step cannot be increased */
            nfin1=0;
            break;
        }
    }

    /* Increase integration step */
    if(nfin1 == 1)
    {
        h=h*2.0;
    }

    /* End if */
}

/* End while */
}

return 0;

/* End of rkf45b */
}

```

Program 2.3.11
Integrator *rkf45b*

```

double RK::ssrkf45(int neqn, double t0, double u0[],
                  double h, double u[], double e[])

```

```

/*
Function ssrkf45 computes an ODE solution by the RK
Fehlberg 45 method for one step along the solution
(by calls to derv to define the ODE derivative vector).
It also estimates the truncation error of the solution,
and applies this estimate as a correction to the
solution vector.

Argument list

neqn      number of first order ODEs

t0        initial value of independent variable

u0        initial condition vector of length neqn

h         integration step

t         independent variable

u         ODE solution vector of length neqn after
          one rkf45 step

e         estimate of truncation error of the solu-
          tion vector

*/
{
  /* Type variables */
  double t, ut0[SIZE], ut[SIZE], u5[SIZE];
  double k1[SIZE], k2[SIZE], k3[SIZE], k4[SIZE], k5[SIZE],
         k6[SIZE];
  int j;

  /* Derivative vector at initial (base) point */
  derv(ut0,t0,u0);

  /* k1; stepping for k2 */
  for(j=1;j<=neqn;j++)
  {
    k1[j]=h*ut0[j];
    u[j]=u0[j]+0.25*k1[j];
  }
  t=t0+0.25*h;

```

```

/* Derivative vector at next RK point */
derv(ut,t,u);

/* k2; stepping for k3 */
for(j=1;j<=neqn;j++)
{
    k2[j]=h*ut[j];
    u[j]=u0[j]+(3.0/32.0)*k1[j]
            +(9.0/32.0)*k2[j];
}
t=t0+(3.0/8.0)*h;

/* Derivative vector at next RK point */
derv(ut,t,u);

/* k3; stepping for k4 */
for(j=1;j<=neqn;j++)
{
    k3[j]=h*ut[j];
    u[j]=u0[j]+(1932.0/2197.0)*k1[j]
            -(7200.0/2197.0)*k2[j]
            +(7296.0/2197.0)*k3[j];
}
t=t0+(12.00/13.0)*h;

/* Derivative vector at next RK point */
derv(ut,t,u);

/* k4; stepping for k5 */
for(j=1;j<=neqn;j++)
{
    k4[j]=h*ut[j];
    u[j]=u0[j]+( 439.0/ 216.0)*k1[j]
            -(   8.0      )*k2[j]
            +(3680.0/ 513.0)*k3[j]
            -( 845.0/4104.0)*k4[j];
}
t=t0+h;

/* Derivative vector at next RK point */
derv(ut,t,u);

/* k5; stepping for k6 */
for(j=1;j<=neqn;j++)
{

```

```

    k5[j]=h*ut[j];
    u[j]=u0[j]- ( 8.0/ 27.0)*k1[j]
                +( 2.0          )*k2[j]
                -(3544.0/2565.0)*k3[j]
                +(1859.0/4104.0)*k4[j]
                -( 11.0/ 40.0)*k5[j];
}
t=t0+0.5*h;

/* Derivative vector at next RK point */
derv(ut,t,u);

/* k6; fourth and fifth order step; error estimate; error
correction */
for(j=1;j<=neqn;j++)
{
    k6[j]=h*ut[j];
    u[j]=u0[j]+( 25.0/ 216.0)*k1[j]
                +( 1408.0/2565.0)*k3[j]
                +( 2197.0/4104.0)*k4[j]
                -( 1.0/ 5.0)*k5[j];
    u5[j]=u0[j]+( 16.0/ 135.0)*k1[j]
                +( 6656.0/12825.0)*k3[j]
                +(28561.0/56430.0)*k4[j]
                -( 9.0/ 50.0)*k5[j]
                +( 2.0/ 55.0)*k6[j];
    e[j]=u5[j]-u[j];
    u[j]= u[j]+e[j];
}
t=t0+h;

return t;

/* End of ssrkf45 */
}

```

Program 2.3.12
Integrator *ssrkf45* for an RKF45 step

```

/*

Routines for the RK Integration

*/

```

```

class RK:public DEF
{
public:

    double rkc4a(int neqn, double t0, double tf, double u[],
                double u0[], int nsteps);

    double rkc4b(int neqn, double t0, double tf, double u[],
                double u0[], int nsteps, double abserr,
                double relerr);

    double ssrkc4(int neqn, double t0, double u0[],
                double h, double u[], double e[]);

    double rkf45a(int neqn, double t0, double tf,
                double u[], double u0[], int nsteps);

    double rkf45b(int neqn, double t0, double tf,
                double u[], double u0[], int nsteps,
                double abserr, double relerr);

    double ssrkf45(int neqn, double t0, double u0[],
                double h, double u[], double e[]);

};

```

Program 2.3.13Header file for *rkc4a*, *rkc4b*, *ssrkc4*, *rkf45a*, *rkf45b*, *ssrkf45*

```

#include "DEF.h"
#include <iomanip.h>

/* Define file ID */
FILE *fid;

void DEF::intpar()

/* Function intpar sets the parameters to control the
integration of the 1 x 1 ODE system */
{
    /* Number of ODEs */
    neqn=1;

    /* Number of output points */
    nout=6;

```



```
/* Maximum number of steps in the interval t0 to tf */
nsteps=100;

/* Initial, final values of independent variable */
t0=0.0;
tf=1.0;

/* Error tolerances */
abserr=pow(10.0,-5.0);
relerr=pow(10.0,-5.0);

/* End of intpar */
}

void DEF::inital()

/* Function inital sets the initial condition vector for
the 1 x 1 ODE problem */
{
    /* Initial condition */
    u0[1]=1.0;

/* End of inital */
}

void DEF::derv(double ut[], double t, double u[])

/* Function derv computes the derivatives vector of the
1 x 1 ODE problem */
{

    /* Type variables */
    double alpha, lambda;

    /* Problem parameters */
    alpha=1.0;
    lambda=1.0;

    /* Derivative vector */
    ut[1]=lambda*exp(-alpha*t)*u[1];

/* End of derv */
}
```

```
void DEF::fprint(int ncase, int neqn, double t, double u[])

/* Function fprint displays the numerical and exact
solutions to the 1 x 1 ODE problem; this routine is
implemented in the traditional C style*/
{
    /* Type variables */
    double ue[2], diff[2];
    double u0, alpha, lambda;

    /* Problem parameters */
    u0=1.0;
    alpha=1.0;
    lambda=1.0;

    /* Print a heading for the solution at t = 0 */
    if(t<=0.0)
    {
        /* Label for ODE integrator */
        switch(ncase)
        {
            /*Fixed step modified Euler */
            case 1:
                fprintf(fid, "\n\n euler2a integrator\n\n");
                break;

            /* Variable step modified Euler */
            case 2:
                fprintf(fid, "\n\n euler2b integrator\n\n");
                break;

            /* Fixed step classical fourth order RK */
            case 3:
                fprintf(fid, "\n\n rkc4a integrator\n\n");
                break;

            /* Variable step classical fourth order RK */
            case 4:
                fprintf(fid, "\n\n rkc4b integrator\n\n");
                break;

            /* Fixed step RK Fehlberg 45 */
            case 5:
                fprintf(fid, "\n\n rkf45a integrator\n\n");
                break;
        }
    }
}
```

```

        /* Variable step RK Fehlberg 45 */
        case 6:
            fprintf(fid, "\n\n rkf45b integrator\n\n");
            break;

    }

    /* Heading */
    fprintf(fid, "\n      t      u1(num)   u1(ex)   diff1\n\n");
}

/* Analytical solution */
ue[1]=u0*exp(lambda/alpha*(1.0-exp(-alpha*t)));

/* Difference between exact and numerical solutions */
diff[1]=u[1]-ue[1];

/* Display the numerical and exact solutions, and their
   difference */
fprintf(fid, "%10.2f %10.5f %10.5f %13.4e\n\n", t, u[1],
        ue[1], diff[1]);

/* End of fprint */
}

void DEF::fprint(ofstream &fout, int ncase, int neqn,
    double t, double u[])

/* Function fprint displays the numerical and exact
solutions to the 1 x 1 ODE problem; this function is
implemented in the C++ style */
{
    /* Type variables */
    double ue[2], diff[2];
    double u0, alpha, lambda;

    /* Problem parameters */
    u0=1.0;
    alpha=1.0;
    lambda=1.0;

    /* Set printing format */
    fout<<setiosflags(ios::showpoint|ios::fixed)
        <<setprecision(7);

```

```

/* Print a heading for the solution at t = 0 */
if(t<=0.0)
{
    /* Label for ODE integrator */
    switch(ncase)
    {
        /* Fixed step modified Euler */
        case 1:
            fout<<"\n\n euler2a integrator\n";
            break;

        /* Variable step modified Euler */
        case 2:
            fout<<"\n\n euler2b integrator\n";
            break;

        /* Fixed step classical fourth order RK */
        case 3:
            fout<<"\n\n rkc4a integrator\n";
            break;

        /* Variable step classical fourth order RK */
        case 4:
            fout<<"\n\n rkc4b integrator\n";
            break;

        /* Fixed step RK Fehlberg 45 */
        case 5:
            fout<<"\n\n rkf45a integrator\n";
            break;

        /* Variable step RK Fehlberg 45 */
        case 6:
            fout<<"\n\n rkf45b integrator\n";
            break;

    }

    /* Heading */
    fout<<endl;
    fout<<" t"<<setw(18)<<"u1(num)"<<setw(11)
    <<"u1(ex)"<<setw(10)<<"diff"<<"\n";

    /* End of t = 0 heading */
}

```

```

/* Analytical solution */
ue[1]=u0*exp(lambda/alpha*(1.0-exp(-alpha*t)));

/* Difference between exact and numerical solutions */
diff[1]=u[1]-ue[1];
fout<<endl;

/* Display the numerical and exact solutions, and their
difference */
fout<<setw(10)<<t<<setw(12)<<u[1]<<setw(12)<<ue[1]
<<setw(12)<<diff[1];

/* End of fprintf */
}

```

Program 2.3.14

intpar, *inital*, *deriv*, and *fprint* called in the solution of Equations 1.3 and 1.4

The output from the preceding routines (written to file *ode1x1cpp.out* in Program 2.3.1) is as follows:

euler2a integrator

t	u1 (num)	u1 (ex)	diff
0.0000000	1.0000000	1.0000000	0.0000000
1.0000000	1.8815963	1.8815964	-0.0000001
2.0000000	2.3742138	2.3742099	0.0000039
3.0000000	2.5862663	2.5862603	0.0000060
4.0000000	2.6689549	2.6689479	0.0000069
5.0000000	2.7000350	2.7000278	0.0000073

euler2b integrator

t	u1 (num)	u1 (ex)	diff
0.0000000	1.0000000	1.0000000	0.0000000
1.0000000	1.8815902	1.8815964	-0.0000062
2.0000000	2.3742061	2.3742099	-0.0000038
3.0000000	2.5862606	2.5862603	0.0000003
4.0000000	2.6689516	2.6689479	0.0000037
5.0000000	2.7000340	2.7000278	0.0000062

rkc4a integrator

t	u1 (num)	u1 (ex)	diff
0.0000000	1.0000000	1.0000000	0.0000000
1.0000000	1.8815964	1.8815964	0.0000000
2.0000000	2.3742099	2.3742099	0.0000000
3.0000000	2.5862603	2.5862603	0.0000000
4.0000000	2.6689479	2.6689479	0.0000000
5.0000000	2.7000278	2.7000278	0.0000000

rkc4b integrator

t	u1 (num)	u1 (ex)	diff
0.0000000	1.0000000	1.0000000	0.0000000
1.0000000	1.8815963	1.8815964	0.0000000
2.0000000	2.3742100	2.3742099	0.0000001
3.0000000	2.5862604	2.5862603	0.0000001
4.0000000	2.6689480	2.6689479	0.0000001
5.0000000	2.7000279	2.7000278	0.0000001

rkf45a integrator

t	u1 (num)	u1 (ex)	diff
0.0000000	1.0000000	1.0000000	0.0000000
1.0000000	1.8815964	1.8815964	0.0000000
2.0000000	2.3742099	2.3742099	0.0000000
3.0000000	2.5862603	2.5862603	0.0000000
4.0000000	2.6689479	2.6689479	0.0000000
5.0000000	2.7000278	2.7000278	0.0000000

rkf45b integrator

t	u1 (num)	u1 (ex)	diff
0.0000000	1.0000000	1.0000000	0.0000000
1.0000000	1.8815963	1.8815964	0.0000000
2.0000000	2.3742100	2.3742099	0.0000001
3.0000000	2.5862604	2.5862603	0.0000001
4.0000000	2.6689480	2.6689479	0.0000001
5.0000000	2.7000279	2.7000278	0.0000001

We note again that the output verifies the operation of all six integrators. The fixed step integrators (*rkc4a*, *rkf45a*, and *ssrkc4*) generally surpass the error

tolerances set in *intpar*, with *rkf45a* and *ssrkc4* producing excessive accuracy; the variable step integrators (*rkc4b*, *rkf45b*, and *ssrkc4*) produce numerical solutions consistent with the error tolerances.

This completes the programming of the 1x1 ODE problem in C++. We now move on to Fortran.

2.4 Programming in Fortran

Again, we start with the listing of the main program and ODE integrator routines:

```

        program odelx1
C
C Numerical solution to the 1 x 1 ODE system by six
C integrators
C
C   Double precision coding is used
C   implicit double precision(a-h,o-z)
C
C Size arrays
C   parameter(neq=500)
C   dimension u0(neq),u(neq)
C
C Open a file for output
C   no=2
C   open(no,file='odelx1for.out')
C
C Step through six integrators
C   do ncase=1,6
C
C   Integration parameters
C   call intpar(neqn,nout,nsteps,t0,tf,abserr,relerr)
C
C   Initial condition
C   call inital(neqn,t0,u0)
C
C   Output time
C   tp=tf-t0
C
C   Step through nout grid points
C   do j=1,nout
C
C   Print solution
C   call fprint(no,ncase,neqn,t0,u0)

```

```
C
C      Select ODE integrator
C
C      Fixed step modified Euler integrator
      if(ncase.eq.1)then
          call euler2a(neqn,t0,tf,u0,nsteps,u)
      end if
C
C      Variable step modified Euler integrator
      if(ncase.eq.2)then
          call euler2b(neqn,t0,tf,u0,nsteps,abserr,
                      relerr,u)
      end if
C
C      Fixed step classical fourth order RK integrator
      if(ncase.eq.3)then
          call rkc4a(neqn,t0,tf,u0,nsteps,u)
      end if
C
C      Variable step classical fourth order RK integrator
      if(ncase.eq.4)then
          call rkc4b(neqn,t0,tf,u0,nsteps,abserr,relerr,u)
      end if
C
C      Fixed step RK Fehlberg (RKF45) integrator
      if(ncase.eq.5)then
          call rkf45a(neqn,t0,tf,u0,nsteps,u)
      end if
C
C      Variable step Fehlberg (RKF45) integrator
      if(ncase.eq.6)then
          call rkf45b(neqn,t0,tf,u0,nsteps,abserr,
                      relerr,u)
      end if
C
C Advance solution
      t0=tf
      tf=tf+tp
      do i=1,neqn
          u0(i)=u(i)
      end do
C
C Next output
      end do
C
```



```

C Next integrator
    end do
C
C End of ode1x1
    end

```

Program 2.4.1

Fortran main program *ode1x1* for the numerical integration of Equation 1.3 subject to initial condition Equation 1.4

Note again, as in Programs 2.2.1 and 2.3.1, that all six integrators are called within a single loop.

```

C
C Step through six integrators
    do ncase=1,6

```

Also, an output file, *ode1x1f.out* is written by this main program.

The ODE integration routines are listed below:

```

    subroutine euler2a(neqn,t0,tf,u0,nsteps,u)
C
C Subroutine euler2a computes an ODE solution by a fixed
C step modified Euler method for a series of points along
C the solution by repeatedly calling subroutine sseuler for
C a single modified Euler step.
C
C Argument list
C
C   neqn      number of first order ODEs
C
C   t0        initial value of independent variable
C
C   tf        final value of independent variable
C
C   u0        initial condition vector of length neqn
C
C   nsteps    number of modified Euler steps
C
C   u         ODE solution vector of length neqn after
C             nsteps steps
C
C Double precision coding is used
    implicit double precision(a-h,o-z)
C
C Size arrays
    dimension u0(neqn), u(neqn), e(neqn)

```

```

C
C Integration step
      h=(tf-t0)/dfloat(nsteps)
C
C nsteps modified Euler steps
      do j=1,nsteps
C
C     Modified Euler step
      call sseuler(neqn,t0,u0,h,t,u,e)
C
C     Reset base point values for the next modified
C     Euler step
      do i=1,neqn
          u0(i)=u(i)
      end do
      t0=t
C
C     Next modified Euler step
      end do
C
C nsteps modified Euler steps completed
      return
C
C End of euler2a
      end

```

Program 2.4.2**Integrator *euler2a***

```

      subroutine euler2b(neqn,t0,tf,u0,nsteps,abserr,relerr,u)
C
C Subroutine euler2b computes an ODE solution by a variable
C step modified Euler method for a series of points along
C the solution by repeatedly calling subroutine sseuler for
C a single modified Euler step. The truncation error is
C estimated along the solution to adjust the integration
C step according to a specified error tolerance.
C
C Argument list
C
C   neqn      number of first order ODEs
C
C   t0        initial value of independent variable
C

```

```

C   tf           final value of independent variable
C
C   u0           initial condition vector of length neqn
C
C   nsteps      maximum number of modified Euler steps
C
C   abserr      absolute error tolerance
C
C   relerr      relative error tolerance
C
C   u           ODE solution vector of length neqn after
C               nsteps steps
C
C Double precision coding is used
C   implicit double precision(a-h,o-z)
C
C Size the arrays
C   parameter(neq=500)
C   dimension  e(neq)
C   dimension u0(neqn), u(neqn)
C
C Initial integration step
C   h=(tf-t0)/8.0d0
C
C Minimum allowable step
C   hmin=(tf-t0)/dfloat(nsteps)
C
C Start integration
C   t=t0
C
C While independent variable is less than the final
C value, continue the integration
C   do while(t.le.tf*0.999d0)
C
C       If the next step along the solution will go past
C       the final value of the independent variable, set
C       the step to the remaining distance to the final
C       value
C       if((t+h).gt.tf)then
C           h=tf-t
C       end if
C
C       Single modified Euler step
C       call sseuler(neqn,t0,u0,h,t,u,e)
C

```

```

C      Flag for the end of the integration
      nfin1=1
C
C      Check if any of the ODEs have violated the error
C      criteria
      do i=1,neqn
         if(dabs(e(i)).gt.dabs(u(i))*relerr+abserr)then
C
C           Error violation, so integration is not
C           complete. Reduce integration step because
C           of error violation and repeat integration
C           from the base point
           nfin1=0
           h=h/2.0d0
C
C           If the current step is less than the minimum
C           allowable step, set the step to the minimum
C           allowable value and continue integration from
C           new base point
           if(h.lt.hmin)then
              h=hmin
              nfin1=1
           end if
           go to 1
         end if
      end do
C
C      If there is no error violation, continue the
C      integration from new base point
1    if(nfin1.eq.1)then
      do i=1,neqn
         u0(i)=u(i)
      end do
      t0=t
C
C      Test if integration step can be increased
      do i=1,neqn
         if(dabs(e(i)).gt.(dabs(u(i))*relerr+abserr)
           /4.0d0)then
C
C           Integration step cannot be increased
           go to 2
         end if
      end do
C
C

```

```

C      Increase integration step
C      h=h*2.0d0
C
C      Continue for no error violation (nfin1=1)
C      2      end if
C
C      Continue do while
C      end do
C      return
C
C      End of euler2b
C      end

```

Program 2.4.3

Integrator *euler2b*

```

      subroutine sseuler(neqn,t0,u0,h,t,u,e)
C
C      Subroutine sseuler computes an ODE solution by the
C      modified Euler method for one step along the solution
C      (by calls to deriv to define the ODE derivative vector).
C      It also estimates the truncation error of the solution,
C      and applies this estimate as a correction to the
C      solution vector.
C
C      Argument list
C
C      neqn      number of first order ODEs
C
C      t0        initial value of independent variable
C
C      u0        initial condition vector of length neqn
C
C      h         integration step
C
C      t         independent variable
C
C      u         ODE solution vector of length neqn after
C               one modified Euler step
C
C      e         estimate of truncation error of the solu-
C               tion vector
C
C      Double precision coding is used
C      implicit double precision(a-h,o-z)

```

```

C
C   Size the arrays
      parameter(neq=500)
      dimension  ut(neq),ut0(neq)
      dimension u0(neqn), u(neqn),  e(neqn)
C
C Derivative vector at initial (base) point
      call derv(neqn,t0,u0,ut0)
C
C First order (Euler) step
      do i=1,neqn
          u(i)=u0(i)+ut0(i)*h
      end do
      t=t0+h
C
C Derivative vector at advance point
      call derv(neqn,t,u,ut)
C
C Second order step
      do i=1,neqn
C
C   Truncation error estimate
          e(i)=(ut(i)-ut0(i))*h/2.0d0
C
C   Second order (modified Euler) solution vector
          u(i)=u(i)+e(i)
      end do
      return
C
C End of sseuler
      end

```

Program 2.4.4Integrator *sseuler* for a single modified Euler step

```

      subroutine rk4a(neqn,t0,tf,u0,nsteps,u)
C
C Subroutine rk4a computes an ODE solution by a fixed step
C rk4 method for a series of points along the solution by
C repeatedly calling subroutine ssrk4 for a single rk4
C step.
C
C Argument list
C
C   neqn      number of first order ODEs

```

```

C
C   t0          initial value of independent variable
C
C   tf          final value of independent variable
C
C   u0          initial condition vector of length neqn
C
C   nsteps     number of rkc4 steps
C
C   u           ODE solution vector of length neqn after
C              nsteps steps
C
C Double precision coding is used
C   implicit double precision(a-h,o-z)
C
C Size arrays
C   parameter(neq=500)
C   dimension  e(neq)
C   dimension u0(neqn), u(neqn)
C
C Integration step
C   h=(tf-t0)/dfloat(nsteps)
C
C nsteps rkc4 steps
C   do j=1,nsteps
C
C       Single rkc4 step
C       call ssrk4(neqn,t0,u0,h,t,u,e)
C
C       Reset base point values for the next rkc4 step
C       do i=1,neqn
C         u0(i)=u(i)
C       end do
C       t0=t
C
C   Next rkc4 step
C   end do
C
C nsteps rkc4 steps completed
C   return
C
C End of rkc4a
C   end

```

Program 2.4.5
Integrator *rkc4a*

```

      subroutine rk4b(neqn,t0,tf,u0,nsteps,abserr,relerr,u)
C
C Subroutine rk4b computes an ODE solution by a variable
C step classical fourth order RK method for a series of
C points along the solution by repeatedly calling
C subroutine ssrk4 for a single classical fourth order RK
C step. The truncation error is estimated along the
C solution to adjust the integration step according to a
C specified error tolerance.
C
C Argument list
C
C   neqn      number of first order ODEs
C
C   t0        initial value of independent variable
C
C   tf        final value of independent variable
C
C   u0        initial condition vector of length neqn
C
C   nsteps    maximum number of rk4 steps
C
C   abserr    absolute error tolerance
C
C   relerr    relative error tolerance
C
C   u         ODE solution vector of length neqn after
C             nsteps steps
C
C Double precision coding is used
      implicit double precision(a-h,o-z)
C
C Size the arrays
      parameter(neq=500)
      dimension e(neq)
      dimension u0(neqn), u(neqn)
C
C Integration step
      h=(tf-t0)/2.0d0
C
C Minimum allowable step
      hmin=(tf-t0)/dfloat(nsteps)
C
C Start integration
      t=t0

```



```

C
C While independent variable is less than the final
C value, continue the integration
      do while(t.le.tf*0.999d0)
C
C     If the next step along the solution will go past
C     the final value of the independent variable, set
C     the step to the remaining distance to the final
C     value
      if((t+h).gt.tf)then
        h=tf-t
      end if
C
C     Single rkc4 step
      call ssrk4(neqn,t0,u0,h,t,u,e)
C
C     Flag for the end of the integration
      nfinl=1
C
C     Check if any of the ODEs have violated the error
C     criteria
      do i=1,neqn
        if(dabs(e(i)).gt.dabs(u(i))*relerr+abserr)then
C
C           Error violation, so integration is not
C           complete. Reduce integration step because
C           of error violation and repeat integration
C           from the base point
          nfinl=0
          h=h/2.0d0
C
C           If the current step is less than the minimum
C           allowable step, set the step to the minimum
C           allowable value and continue integration from
C           new base point
          if(h.lt.hmin)then
            h=hmin
            nfinl=1
          end if
          go to 1
        end if
      end do
C
C     If there is no error violation, continue the
C     integration from new base point

```

```

1   if(nfin1.eq.1)then
      do i=1,neqn
          u0(i)=u(i)
      end do
      t0=t
C
C   Test if integration step can be increased
      do i=1,neqn
          if(dabs(e(i)).gt.(dabs(u(i))*relerr+abserr)
              /16.0d0)then
C
C           Integration step cannot be increased
              go to 2
          end if
      end do
C
C   Increase integration step
      h=h*2.0d0
C
C   Continue for no error violation (nfin1=1)
2   end if
C
C Continue do while
      end do
      return
C
C End of rk4b
      end

```

Program 2.4.6
 Integrator *rk4b*

```

      subroutine ssrk4(neqn,t0,u0,h,t,u,e)
C
C Subroutine ssrk4 computes an ODE solution by the
C classical fourth order RK method for one step along the
C solution (by calls to derv to define the ODE derivative
C vector). It also estimates the truncation error of the
C solution, and applies this estimate as a correction
C to the solution vector.
C
C Argument list
C
C   neqn      number of first order ODEs
C

```

```

C   t0          initial value of independent variable
C
C   u0          initial condition vector of length neqn
C
C   h           integration step
C
C   t           independent variable
C
C   u           ODE solution vector of length neqn after
C               one rk4 step
C
C   e           estimate of truncation error of the solu-
C               tion vector
C
C Double precision coding is used
C   implicit double precision(a-h,k,o-z)
C
C Size the arrays
C   parameter(neq=500)
C   dimension ut0(neq), ut(neq), u4(neq),
C   +          k1(neq), k2(neq), k3(neq), k4(neq)
C   dimension u0(neqn), u(neqn), e(neqn)
C
C Derivative vector at initial (base) point
C   call derv(neqn,t0,u0,ut0)
C
C k1, advance of dependent variable vector and
C independent variable for calculation of k2
C   do i=1,neqn
C     k1(i)=h*ut0(i)
C     u(i)=u0(i)+0.5d0*k1(i)
C   end do
C   t=t0+0.5d0*h
C
C Derivative vector at new u, t
C   call derv(neqn,t,u,ut)
C
C k2, advance of dependent variable vector and
C independent variable for calculation of k3
C   do i=1,neqn
C     k2(i)=h*ut(i)
C     u(i)=u0(i)+0.5d0*k2(i)
C   end do
C   t=t0+0.5d0*h
C

```

```

C Derivative vector at new u, t
  call derv(neqn,t,u,ut)
C
C k3, advance of dependent variable vector and
C independent variable for calculation of k4
  do i=1,neqn
    k3(i)=h*ut(i)
    u(i)=u0(i)+k3(i)
  end do
  t=t0+h
C
C Derivative vector at new u, t
  call derv(neqn,t,u,ut)
C
C k4, stepping
  do i=1,neqn
    k4(i)=h*ut(i)
C
C    Second order step
    u(i)=u0(i)+k2(i)
C
C    Fourth order step
    u4(i)=u0(i)+(1.0d0/6.0d0)*(k1(i)+2.0d0*k2(i)
      +2.0d0*k3(i)+k4(i))
  end do
  do i=1,neqn
C
C    Truncation error estimate
    e(i)=u4(i)-u(i)
C
C    Fourth order solution vector (from (2,4) RK pair)
    u(i)=u(i)+e(i)
  end do
  return
C
C End of ssrk4
end

```

Program 2.4.7

Integrator *ssrk4* for a classical fourth-order RK step

```

  subroutine rkf45a(neqn,t0,tf,u0,nsteps,u)
C
C Subroutine rkf45a computes an ODE solution by a fixed
C step rkf45 method for a series of points along the

```

```

C solution by repeatedly calling subroutine ssrkf45 for
C a single rkf45 step.
C
C Argument list
C
C   neqn      number of first order ODEs
C
C   t0        initial value of independent variable
C
C   tf        final value of independent variable
C
C   u0        initial condition vector of length neqn
C
C   nsteps    number of rkf45 steps
C
C   u         ODE solution vector of length neqn after
C             nsteps steps
C
C Double precision coding is used
C       implicit double precision(a-h,o-z)
C
C
C Size arrays
C       parameter(neq=500)
C       dimension  e(neq)
C       dimension u0(neqn), u(neqn)
C
C Integration step
C       h=(tf-t0)/dfloat(nsteps)
C
C nsteps rkf45 steps
C       do j=1,nsteps
C
C           Single rkf45 step
C           call ssrkf45(neqn,t0,u0,h,t,u,e)
C
C           Reset base point values for the next rkf45 step
C           do i=1,neqn
C               u0(i)=u(i)
C           end do
C           t0=t
C
C       Next rkf45 step
C       end do
C

```

```

C nsteps rkf45 steps completed
    return
C
C End of rkf45a
    end

```

Program 2.4.8
Integrator *rkf45a*

```

    subroutine rkf45b(neqn,t0,tf,u0,nsteps,abserr,relerr,u)
C
C Subroutine rkf45b computes an ODE solution by a variable
C step RK Fehlberg method for a series of points along the
C solution by repeatedly calling subroutine ssrkf45 for a
C single RK Fehlberg step. The truncation error is
C estimated along the solution to adjust the integration
C step according to a specified error tolerance.
C
C Argument list
C
C   neqn      number of first order ODEs
C
C   t0        initial value of independent variable
C
C   tf        final value of independent variable
C
C   u0        initial condition vector of length neqn
C
C   nsteps    maximum number of rkf45 steps
C
C   abserr    absolute error tolerance
C
C   relerr    relative error tolerance
C
C   u         ODE solution vector of length neqn after
C             nsteps steps
C
C Double precision coding is used
    implicit double precision(a-h,o-z)
C
C Size the arrays
    parameter(neq=500)
    dimension e(neq)
    dimension u0(neqn), u(neqn)
C

```

```

C Initial integration step
      h=(tf-t0)/2.0d0
C
C Minimum allowable step
      hmin=(tf-t0)/dfloat(nsteps)
C
C Start integration
      t=t0
C
C While independent variable is less than the final
C value, continue the integration
      do while(t.le.tf*0.999d0)
C
C     If the next step along the solution will go past
C     the final value of the independent variable, set
C     the step to the remaining distance to the final
C     value
      if((t+h).gt.tf)then
        h=tf-t
      end if
C
C     Single rkf45 step
      call ssrkf45(neqn,t0,u0,h,t,u,e)
C
C     Flag for the end of the integration
      nfinl=1
C
C     Check if any of the ODEs have violated the error
C     criteria
      do i=1,neqn
        if(dabs(e(i)).gt.dabs(u(i))*relerr+abserr)then
C
C           Error violation, so integration is not
C           complete. Reduce integration step because
C           of error violation and repeat integration
C           from the base point
          nfinl=0
          h=h/2.0d0
C
C           If the current step is less than the minimum
C           allowable step, set the step to the minimum
C           allowable value and continue integration from
C           new base point
          if(h.lt.hmin)then
            h=hmin
          end if
        end if
      end do
    end while
  end do

```

```

                nfin1=1
            end if
            go to 1
        end if
    end do
C
C   If there is no error violation, continue the
C   integration from new base point
1   if(nfin1.eq.1)then
        do i=1,neqn
            u0(i)=u(i)
        end do
        t0=t
C
C   Test if integration step can be increased
        do i=1,neqn
            if(dabs(e(i)).gt.(dabs(u(i))*relerr+abserr)
                /32.0d0)then
C
C           Integration step cannot be increased
                go to 2
            end if
        end do
C
C   Increase integration step
        h=h*2.0d0
C
C   Continue for no error violation (nfin1=1)
2   end if
C
C Continue do while
        end do
        return
C
C End of rkf45b
    end

```

Program 2.4.9
Integrator *rkf45b*

```

        subroutine ssrkf45(neqn,t0,u0,h,t,u,e)
C
C Subroutine ssrkf45 computes an ODE solution by the RK
C Fehlberg 45 method for one step along the solution (by
C calls to derv to define the ODE derivative vector).

```



```

C It also estimates the truncation error of the solution,
C and applies this estimate as a correction to the
C solution vector.
C
C Argument list
C
C   neqn      number of first order ODEs
C
C   t0        initial value of independent variable
C
C   u0        initial condition vector of length neqn
C
C   h         integration step
C
C   t         independent variable
C
C   u         ODE solution vector of length neqn after
C             one rkf45 step
C
C   e         estimate of truncation error of the solu-
C             tion vector
C
C Double precision coding is used
C             implicit double precision(a-h,k,o-z)
C
C Size the arrays
C             parameter(neq=500)
C             dimension ut0(neq), ut(neq), u5(neq),
C             +          k1(neq), k2(neq), k3(neq),
C             +          k4(neq), k5(neq), k6(neq)
C             dimension u0(neqn), u(neqn), e(neqn)
C
C Derivative vector at initial (base) point
C             call derv(neqn,t0,u0,ut0)
C
C k1, advance of dependent variable vector and
C independent variable for calculation of k2
C             do i=1,neqn
C                 k1(i)=h*ut0(i)
C                 u(i)=u0(i)+0.25d0*k1(i)
C             end do
C             t=t0+0.25d0*h
C
C Derivative vector at new u, t
C             call derv(neqn,t,u,ut)

```

```

C
C k2, advance of dependent variable vector and
C independent variable for calculation of k3
  do i=1,neqn
    k2(i)=h*ut(i)
    u(i)=u0(i)+(3.0d0/32.0d0)*k1(i)
+           +(9.0d0/32.0d0)*k2(i)
  end do
  t=t0+(3.0d0/8.0d0)*h
C
C Derivative vector at new u, t
  call derv(neqn,t,u,ut)
C
C k3, advance of dependent variable vector and
C independent variable for calculation of k4
  do i=1,neqn
    k3(i)=h*ut(i)
    u(i)=u0(i)+(1932.0d0/2197.0d0)*k1(i)
+           -(7200.0d0/2197.0d0)*k2(i)
+           +(7296.0d0/2197.0d0)*k3(i)
  end do
  t=t0+(12.0d0/13.0d0)*h
C
C Derivative vector at new u, t
  call derv(neqn,t,u,ut)
C
C k4, advance of dependent variable vector and
C independent variable for calculation of k5
  do i=1,neqn
    k4(i)=h*ut(i)
    u(i)=u0(i)+( 439.0d0/ 216.0d0)*k1(i)
+           -( 8.0d0          )*k2(i)
+           +(3680.0d0/ 513.0d0)*k3(i)
+           -( 845.0d0/4104.0d0)*k4(i)
  end do
  t=t0+h
C
C Derivative vector at new u, t
  call derv(neqn,t,u,ut)
C
C k5, advance of dependent variable vector and
C independent variable for calculation of k6
  do i=1,neqn
    k5(i)=h*ut(i)

```

```

      u(i)=u0(i)-( 8.0d0/ 27.0d0)*k1(i)
+             +( 2.0d0
+             -(3544.0d0/2565.0d0)*k3(i)
+             +(1859.0d0/4104.0d0)*k4(i)
+             -( 11.0d0/ 40.0d0)*k5(i)
      end do
      t=t0+0.5d0*h
C
C Derivative vector at new u, t
      call derv(neqn,t,u,ut)
C
C k6, stepping
      do i=1,neqn
          k6(i)=h*ut(i)
C
C      Fourth order step
      u(i)=u0(i)+( 25.0d0 / 216.0d0)*k1(i)
+             +(1408.0d0 / 2565.0d0)*k3(i)
+             +(2197.0d0 / 4104.0d0)*k4(i)
+             -( 1.0d0 / 5.0d0)*k5(i)
C
C      Fifth order step
      u5(i)=u0(i)+( 16.0d0/ 135.0d0)*k1(i)
+             +( 6656.0d0/12825.0d0)*k3(i)
+             +(28561.0d0/56430.0d0)*k4(i)
+             -( 9.0d0/ 50.0d0)*k5(i)
+             +( 2.0d0/ 55.0d0)*k6(i)
      end do
      do i=1,neqn
C
C      Truncation error estimate
          e(i)=u5(i)-u(i)
C
C      Fifth order solution vector (from (4,5) RK pair)
          u(i)=u(i)+e(i)
      end do
      t=t0+h
      return
C
C End of ssrkf45
      end

```

Program 2.4.10Integrator *ssrkf45* for an RKF45 step

```
      subroutine intpar(neqn,nout,nsteps,t0,tf,abserr,relerr)
C
C Subroutine intpar sets the parameters to control the
C integration of the 1 x 1 ODE system
C
C Double precision coding is used
      implicit double precision(a-h,o-z)
C
C Number of ODEs
      neqn=1
C
C Number of output points
      nout=6
C
C Maximum number of steps in the interval t0 to tf
      nsteps=100
C
C Initial, final values of the independent variable
      t0=0.0d0
      tf=1.0d0
C
C Error tolerances
      abserr=1.0d-05
      relerr=1.0d-05
      return
C
C End of intpar
      end

      subroutine inital(neqn,t,u0)
C
C Subroutine inital sets the initial condition vector
C for the 1 x 1 ODE problem
C
C Double precision coding is used
      implicit double precision(a-h,o-z)
C
C Size the arrays
      dimension u0(neqn)
C
C Initial condition
      u0(1)=1.0d0
      return
C
```

```
C End of initial
  end

      subroutine derv(neqn,t,u,ut)
C
C Subroutine derv computes the derivative vector
C of the 1 x 1 ODE problem
C
C Double precision coding is used
      implicit double precision(a-h,l,o-z)
C
C Size the arrays
      dimension u(neqn), ut(neqn)
C
C Problem parameters
      alpha=1.0d0
      lambda=1.0d0
C
C Derivative vector
      ut(1)=lambda*dexp(-alpha*t)*u(1)
      return
C
C End of derv
  end

      subroutine fprint(no,ncase,neqn,t,u)
C
C Subroutine fprint displays the numerical and
C analytical solutions to the 1 x 1 ODE problem
C
C Double precision coding is used
      implicit double precision(a-h,l,o-z)
C
C Size the arrays
      dimension u(neqn)
C
C Problem parameters
      u0=1.0d0
      alpha=1.0d0
      lambda=1.0d0
C
C Print a heading for the solution at t = 0
      if(t.le.0.0d0)then
C
```

```

C      Label for ODE integrator
C
C      Fixed step modified Euler
      if(ncase.eq.1)then
          write(no,11)
11      format(//,6x,'euler2a integrator')
C
C      Variable step modified Euler
      else if(ncase.eq.2)then
          write(no,12)
12      format(//,6x,'euler2b integrator')
C
C      Fixed step classical fourth order RK
      else if(ncase.eq.3)then
          write(no,13)
13      format(//,6x,'rkc4a integrator')
C
C      Variable step classical fourth order RK
      else if(ncase.eq.4)then
          write(no,14)
14      format(//,6x,'rkc4b integrator')
C
C      Fixed step RK Fehlberg 45
      else if(ncase.eq.5)then
          write(no,15)
15      format(//,6x,'rkf45a integrator')
C
C      Variable step RK Fehlberg 45
      else if(ncase.eq.6)then
          write(no,16)
16      format(//,6x,'rkf45b integrator')
      end if
C
C Heading
      write(no,2)
2      format(/,9x,'t',3x,'u1(num)',4x,'u1(ex)',8x,'diff1',/)
C
C End of t = 0 heading
      end if
C
C Analytical solution
      ulexact=u0*dexp(lambda/alpha*(1.0d0-dexp(-alpha*t)))
C
C Difference between exact and numerical solution vectors
      diff1=u(1)-ulexact
    
```

```

C
C Display the numerical and exact solutions, and their
C difference
      write(no,3)t,u(1),u1exact,diff1
3     format(f10.2,2f10.5,e13.4)
      return
C
C End of fprint
      end

```

Program 2.4.11

intpar, *inital*, *deriv*, and *fprint* called in the solution of Equations 1.3 and 1.4

The output from the preceding routines (written to file *odelx1for.out* in Program 2.4.1) is as follows:

euler2a integrator

t	u1(num)	u1(ex)	diff1
0.00	1.00000	1.00000	0.0000E+00
1.00	1.88160	1.88160	-0.6467E-07
2.00	2.37421	2.37421	0.3879E-05
3.00	2.58627	2.58626	0.6033E-05
4.00	2.66895	2.66895	0.6924E-05
5.00	2.70004	2.70003	0.7265E-05

euler2b integrator

t	u1(num)	u1(ex)	diff1
0.00	1.00000	1.00000	0.0000E+00
1.00	1.88159	1.88160	-0.6220E-05
2.00	2.37421	2.37421	-0.3778E-05
3.00	2.58626	2.58626	0.2933E-06
4.00	2.66895	2.66895	0.3665E-05
5.00	2.70003	2.70003	0.6249E-05

rkc4a integrator

t	u1(num)	u1(ex)	diff1
0.00	1.00000	1.00000	0.0000E+00
1.00	1.88160	1.88160	-0.2719E-10

2.00	2.37421	2.37421	-0.3267E-10
3.00	2.58626	2.58626	-0.3483E-10
4.00	2.66895	2.66895	-0.3565E-10
5.00	2.70003	2.70003	-0.3595E-10

rkc4b integrator

t	u1(num)	u1(ex)	diff1
0.00	1.00000	1.00000	0.0000E+00
1.00	1.88160	1.88160	-0.4263E-07
2.00	2.37421	2.37421	0.6877E-07
3.00	2.58626	2.58626	0.9303E-07
4.00	2.66895	2.66895	0.1030E-06
5.00	2.70003	2.70003	0.1462E-06

rkf45a integrator

t	u1(num)	u1(ex)	diff1
0.00	1.00000	1.00000	0.0000E+00
1.00	1.88160	1.88160	0.6661E-15
2.00	2.37421	2.37421	0.2665E-14
3.00	2.58626	2.58626	0.1332E-14
4.00	2.66895	2.66895	0.1332E-14
5.00	2.70003	2.70003	-0.1332E-14

rkf45b integrator

t	u1(num)	u1(ex)	diff1
0.00	1.00000	1.00000	0.0000E+00
1.00	1.88159	1.88160	-0.3287E-05
2.00	2.37421	2.37421	-0.4603E-05
3.00	2.58626	2.58626	-0.5037E-05
4.00	2.66894	2.66895	-0.5168E-05
5.00	2.70002	2.70003	-0.5212E-05

We note again that the output verifies the operation of all six integrators. The fixed step integrators (*rkc4a*, *rkf45a*, and *ssrkc4*) generally surpass the error tolerances set in *intpar*, with *rkf45a* and *ssrkc4* producing excessive accuracy;

the variable step integrators (*rkc4b*, *rkf45b*, and *ssrkc4*) produce numerical solutions consistent with the error tolerances.

This completes the programming of the 1x1 ODE problem in Fortran. We now move on to Java.

2.5 Programming in Java

As before, we start with the listing of the main program and ODE integrator routines (*intpar*, *inital*, *deriv*, and *fprint* are copied to DEF.java before execution):

```

/*

Numerical solution to the 1 x 1 ODE system by six
integrators

*/

/* Include libraries */
import java.io.*;
import java.text.*;
import java.math.*;
import mol.*;

/* Main program */
public class odelx1m
{
    public static void main(String[] args)
    {
        /* Type variables */
        double tp;
        int i, j, ncase;

        /* Declare an object from DEF */
        DEF o1;

        /* Instantiate a class from Euler */
        Euler e1=new Euler();

        /* Instantiate a class from RK */
        RK r1=new RK();
    }
}

```

```

/* Use a buffer stream for the solution */
PrintWriter f=null;

/* Open a file for output */
try
{
    f = new PrintWriter(new FileOutputStream
        ("odelx1jv.out"), true);
}
catch(IOException ioe)
{
    System.out.println("Attempt to open file for
        writing failed");
    System.exit(-1);
}

/* Step through six integrators */
for(ncase=1;ncase<=6;ncase++)
{
    /* Integration parameters, initial condition */
    o1=new DEF();

    /* Output interval */
    tp=o1.tf-o1.t0;

    /* Complete solution at nout output points */
    for(j=1;j<=o1.nout;j++)
    {
        /* Print current solution */
        o1.fprintf(f,ncase,o1.neqn,o1.t0,o1.u0);

        /* Select ODE integrator */
        switch(ncase)
        {
            /* Fixed step modified Euler integrator */
            case 1:
                e1.euler2a(o1.neqn,o1.t0,o1.tf,o1.u,o1.u0,
                    o1.nsteps);
                break;

            /* Variable step modified Euler integrator */
            case 2:
                e1.euler2b(o1.neqn,o1.t0,o1.tf,o1.u,o1.u0,
                    o1.nsteps, o1.abserr, o1.relerr);
                break;
        }
    }
}

```

```

/* Fixed step classical fourth order
RK integrator */
case 3:
r1.rkc4a(o1.neqn,o1.t0,o1.tf,o1.u,o1.u0,
        o1.nsteps);
break;

/* Variable step classical fourth order
RK integrator */
case 4:
r1.rkc4b(o1.neqn,o1.t0,o1.tf,o1.u,o1.u0,
        o1.nsteps, o1.abserr, o1.relerr);
break;

/* Fixed step RK Fehlberg (RKF45)
integrator */
case 5:
r1.rkf45a(o1.neqn,o1.t0,o1.tf,o1.u,o1.u0,
        o1.nsteps);
break;

/* Variable step RK Fehlberg (RKF45)
integrator */
case 6:
r1.rkf45b(o1.neqn,o1.t0,o1.tf,o1.u,o1.u0,
        o1.nsteps, o1.abserr, o1.relerr);
break;

}

/* Advance solution */
o1.t0=o1.tf;
o1.tf+=tp;
for(i=1;i<=o1.neqn;i++)
{
    o1.u0[i]=o1.u[i];
}

/* Next output */
}

/* Next integrator */
}

```

```

    /* Complete solution computed.  Close the file stream */
    f.close();

}

/* End of ode1x1m */
}

```

Program 2.5.1

Java main program *ode1x1m* for the numerical integration of Equation 1.3 subject to initial condition Equation 1.4

Note again, as in Program 2.4.1, that all six integrators are called within a single loop.

```

    /* Step through six integrators */
    for(ncase=1;ncase<=6;ncase++)

```

Also, an output file, *ode1x1jv.out* is written by this main program.

The associated interface routines are as follows:

```

/*

Definition of functions intpar, inital, derv, fprint
for the 1 x 1 ODE system

*/

package mol;

import java.io.*;

public interface ode1x1interface
{

    /* Integration parameters */
    public void intpar();

    /* Initial condition */
    public void inital();

    /* Derivative vector */
    public void derv(double ut[], double t, double u[]);
}

```

```

    /* Output */
    public void fprint(PrintWriter f, int ncase, int neqn,
                      double t, double u[]);
}

/*
   Define the common (global) variables for the
   1 x 1 ODE problem
*/

package mol;

public class MOL
{
    /* Maximum (default) number of ODEs */
    public int SIZE=500;

    /* Variables for ODE integration */

    public int neqn, nout, nsteps;

    public double t0, tf, abserr, relerr;

    public double u[], u0[], e[];

    public MOL()
    {

    }
}

```

Program 2.5.2

Interface routines used by Program 2.5.1

The ODE integration routines are listed below:

```

package mol;

import java.math.*;
import java.io.*;

```

```

public class Euler extends DEF implements EulerInterface
{
    public Euler()
    {
    }

    public void euler2a(int neqn, double t0, double tf,
                       double u[],double u0[],int nsteps)
/*
    Function euler2a computes an ODE solution by the fixed
    step modified Euler method for a series of points along
    the solution by repeatedly calling function sseuler for
    a single modified Euler step.

    Argument list

        neqn      number of first order ODEs

        t0         initial value of independent variable

        tf         final value of independent variable

        u0         initial condition vector of length neqn

        nsteps     number of modified Euler steps

        u          ODE solution vector of length neqn after
                   nsteps steps
*/
{
    /* Type variables */
    double ut0[],ut[];
    double h,t;
    int i,j;

    /* Integration step */
    h=(tf-t0)/nsteps;

    /* nsteps modified Euler steps */
    for(i=1;i<=nsteps;i++)
    {
        /* Single modified Euler step */
        t=sseuler(neqn,t0,u0,h,u,e);
    }
}

```

```

    /* Reset base point values for next modified Euler
    step */
    for(j=1;j<=neqn;j++)
        {
            u0[j]=u[j];
        }
    t0=t;

    /* End for */
}

/* End of euler2a */
}

```

Program 2.5.3
Integrator *euler2a*

```

public void euler2b(int neqn, double t0, double tf,
                    double u[], double u0[], int nsteps,
                    double abserr, double relerr)
/*
Function euler2b computes an ODE solution by the variable
step modified Euler method for a series of points along
the solution by repeatedly calling function sseuler for
a single modified Euler step. The truncation error is
estimated along the solution to adjust the integration
step according to a specified error tolerance.

Argument list

neqn      number of first order ODEs

t0        initial value of independent variable

tf        final value of independent variable

u0        initial condition vector of length neqn

nsteps    number of modified Euler steps

u         ODE solution vector of length neqn after
          nsteps steps

*/
{
    /* Type variables */

```

```

double e[]=new double[SIZE];
double hmin, h, t;
int i, nfin1;

/* Integration step */
h=(tf-t0)/8.0;

/* Minimum allowable step */
hmin=(tf-t0)/(float)(nsteps);

/* Start integration */
t=t0;

/* While independent variable is less than the final
value, continue the integration */
while(t <= tf*0.999)
{
    /* If the next step along the solution will go past
the final value of the independent variable, set the
step to the remaining distance to the final value */
    if((t+h) > tf)
    {
        h=tf-t;
    }

    /* Single modified Euler step */
    t=sseuler(neqn,t0,u0,h,u,e);

    /* Flag for the end of the integration */
    nfin1=1;

    /* Check if any of the ODEs have violated the error
criterion */
    for(i=1;i<=neqn;i++)
    {
        if( Math.abs(e[i]) > (Math.abs(u[i])*relerr
+abserr))

            /* Error violation, so integration is
incomplete. Reduce integration step because
of error violation and repeat integration
from base point */
            {
                nfin1=0;
                h=h/2.0;
            }
    }
}

```



```

/* If the current step is less than the minimum
allowable step, set the step to the minimum
allowable value and continue integration from
new base point */
if( h < hmin )
  {
    h=hmin;
    nfin1=1;
  }
  break;
}

/* If there is no error violation, continue the
integration from the new base point */
if(nfin1 == 1 )
  {
    for(i=1;i<=neqn;i++)
      {
        u0[i]=u[i];
      }
    t0=t;

/* Test if integration step can be increased */
for(i=1;i<=neqn;i++)
  {
    if( Math.abs(e[i]) > ((Math.abs(u[i])
*relerr+abserr)/4.0) )
      {
        /* Integration step cannot be increased */
        nfin1=0;
        break;
      }
  }

/* Increase integration step */
if(nfin1 == 1 )
  {
    h=h*2.0;
  }

/* End if */
}

```

```

    /* End while */
}

```

```

/* End of euler2b */
}

```

Program 2.5.4

Integrator *euler2b*

```

public double sseuler(int neqn, double t0, double u0[],
                      double h, double u[], double e[])

```

```

/*

```

Function sseuler computes an ODE solution by the modified Euler method for one step along the solution (by calls to derv to define the ODE derivative vector). It also estimates the truncation error of the solution, and applies this estimate as a correction to the solution vector.

Argument list

neqn	number of first order ODEs
t0	initial value of independent variable
u0	initial condition vector of length neqn
h	integration step
t	independent variable
u	ODE solution vector of length neqn after one modified Euler step
e	estimate of truncation error of the solution vector

```

*/

```

```

{
    /* Type variables */
    double ut0[], ut[];
    double t;
    int j;

```

```

/* Declare arrays */
ut0=new double[SIZE];
ut=new double[SIZE];

/* Derivative vector at initial (base) point */
derv(ut0,t0,u0);

/* First order (Euler) step */
for(j=1;j<=neqn;j++)
{
    u[j]=u0[j]+ut0[j]*h;
}
t=t0+h;

/* Derivative at advance point */
derv(ut,t,u);

/* Second order (modified Euler) step */
for(j=1;j<=neqn;j++)
{
    /* Truncation error estimate */
    e[j]=(ut[j]-ut0[j])*h/2.0;

    /* Second order (modified Euler) solution vector */
    u[j]=u[j]+e[j];
}

return t;

/* End of sseuler */
}

/* End of public class Euler */
}

```

Program 2.5.5

Integrator *sseuler* for a single modified Euler step

```

/*

Routines for the Euler ODE Integration

*/

```

```

package mol;

import java.math.*;
import java.io.*;

public interface EulerInterface
{
    /* Fixed step modified Euler method */
    public void euler2a(int neqn, double t0, double tf,
                       double u[],double u0[],int nsteps);

    /* Variable step modified Euler method */
    public void euler2b(int neqn, double t0, double tf,
                       double u[], double u0[], int nsteps,
                       double abserr, double relerr);

    /* Single step modified Euler method */
    public double sseuler(int neqn, double t0, double u0[],
                          double h, double u[],double e[]);
}

```

Program 2.5.6Interface routine for *euler2a*, *euler2b*, and *sseuler*

```

package mol;

import java.io.*;
import java.math.*;

public class RK extends DEF implements RKInterface
{
    public RK()
    {
    }

    public void rkc4a(int neqn, double t0, double tf,
                     double u[], double u0[], int nsteps)
    /*
    Function rkc4a computes an ODE solution by the fixed step
    classical fourth order RK method for a series of points
    along the solution by repeatedly calling function ssrk4
    for a single classical fourth order RK step.
    */
}

```

Argument list

```

    neqn      number of first order ODEs

    t0        initial value of independent variable

    tf        final value of independent variable

    u0        initial condition vector of length neqn

    nsteps    number of RKC4 steps

    u         ODE solution vector of length neqn after
              nsteps steps
*/
{
  /* Type variables */
  double h, t;
  double e[]=new double[SIZE];
  int i, j;

  /* Integration step */
  h=(tf-t0)/nsteps;

  /* nsteps rkc4 steps */
  for(i=1;i<=nsteps;i++)
  {
    /* Single rkc4 step */
    t=ssrk4(neqn,t0,u0,h,u,e);

    /* Reset base point values for next rk4c step */
    for(j=1;j<=neqn;j++)
    {
      u0[j]=u[j];
    }
    t0=t;
  }

  /* End of rkc4a */
}

```

Program 2.5.7
Integrator *rkc4a*

```

public void rkc4b(int neqn, double t0, double tf,
                 double u[],double u0[],int nsteps,
                 double abserr,double relerr)
/*
  Function rkc4b computes an ODE solution by a variable
  step classical fourth order RK method for a series of
  points along the solution by repeatedly calling function
  ssrc4 for a single classical fourth order RK step. The
  truncation error is estimated along the solution to
  adjust the integration step according to a specified
  error tolerance.

  Argument list

  neqn      number of first order ODEs

  t0        initial value of independent variable

  tf        final value of independent variable

  u0        initial condition vector of length neqn

  nsteps    maximum number of rkc4 steps

  abserr    absolute error tolerance

  relerr    relative error tolerance

  u         ODE solution vector of length neqn after
           nsteps steps
*/
{
  /* Type variables */
  double hmin, h, t;
  double e[]=new double[SIZE];
  int nfin1, i;

  /* Integration step */
  h=(tf-t0)/2.0;

  /* Minimum allowable step */
  hmin=(tf-t0)/nsteps;

  /* Start integration */
  t=t0;

```

```

/* While independent variable is less than the final
value, continue the integration */
while(t <= (tf*0.999))
{
  /* If the next step along the solution will go past
the final value of the independent variable, set the
step to the remaining distance to the final value */
  if((t+h) > tf )
  {
    h=tf-t;
  }

  /* Single rk4 step */
  t=ssrk4(neqn,t0,u0,h,u,e);

  /* Flag for the end of the integration */
  nfinl=1;

  /* Check if any of the ODEs have violated the error
criterion */
  for(i=1;i<=neqn;i++)
  {
    if(Math.abs(e[i]) > (Math.abs(u[i])*relerr+abserr))
    {
      /* Error violation, so integration is
incomplete. Reduce integration step because
of error violation and repeat integration
from base point */
      nfinl=0;
      h=h/2.0;

      /* If the current step is less than the
minimum allowable step, set the step to the
minimum allowable value and continue
integration from new base point */
      if(h < hmin)
      {
        h=hmin;
        nfinl=1;
      }
      break;
    }
  }

  /* If there is no error violation, continue the
integration from the new base point */
}

```

```

    if(nfin1 == 1)
    {
        for(i=1;i<=neqn;i++)
        {
            u0[i]=u[i];
        }
        t0=t;

        /* Test if integration step can be increased */
        for(i=1;i<=neqn;i++)
        {
            if(Math.abs(e[i]) > ((Math.abs(u[i])
                *relerr+abserr)/16.0))
            {
                /* Integration step cannot be increased */
                nfin1=0;
                break;
            }
        }

        /* Increase integration step */
        if(nfin1 == 1)
        {
            h=h*2.0;
        }

        /* End if */
    }

    /* End while */
}

/* End of rkc4b */
}

```

Program 2.5.8
Integrator *rkc4b*

```

public double ssrk4(int neqn, double t0, double u0[],
                    double h, double u[], double e[])
/*
Function ssrk4 computes an ODE solution by the classical
fourth order RK method for one step along the solution
(by calls to derv to define the ODE derivative vector).
It also estimates the truncation error of the solution,

```


and applies this estimate as a correction to the solution vector.

Argument list

```

    neqn      number of first order ODEs

    t0        initial value of independent variable

    u0        initial condition vector of length neqn

    h         integration step

    t         independent variable

    u         ODE solution vector of length neqn after
              one rk4 step

    e         estimate of truncation error of the solu-
              tion vector
*/
{
  /* Type variables */
  double  ut0[], ut[], u4[];
  double t, k1[], k2[], k3[], k4[];
  int j;

  /* Declare arrays */
  ut0=new double[SIZE];
  ut=new double[SIZE];
  u4=new double[SIZE];
  k1=new double[SIZE];
  k2=new double[SIZE];
  k3=new double[SIZE];
  k4=new double[SIZE];

  /* Derivative vector at initial (base) point */
  derv(ut0,t0,u0);

  /* k1; stepping for k2 */
  for(j=1;j<=neqn;j++)
  {
    k1[j]=h*ut0[j];
    u[j]=u0[j]+0.5*k1[j];
  }
  t=t0+0.5*h;

```

```

/* Derivative vector at next RK point */
derv(ut,t,u);

/* k2; stepping for k3 */
for(j=1;j<=neqn;j++)
{
    k2[j]=h*ut[j];
    u[j]=u0[j]+0.5*k2[j];
}
t=t0+0.5*h;

/* Derivative vector at next RK point */
derv(ut,t,u);

/* k3; stepping for k4 */
for(j=1;j<=neqn;j++)
{
    k3[j]=h*ut[j];
    u[j]=u0[j]+k3[j];
}
t=t0+h;

/* Derivative vector at next RK point */
derv(ut,t,u);

/* k4; second and fourth order step; error estimate;
error correction */
for(j=1;j<=neqn;j++)
{
    k4[j]=h*ut[j];
    u[j]=u0[j]+k2[j];
    u4[j]=u0[j]+(1.0/6.0)*(k1[j]+2.0*k2[j]+2.0*k3[j]
        +k4[j]);
    e[j]=u4[j]-u[j];
    u[j]=u[j]+e[j];
}
t=t0+h;

return t;

/* End of ssrk4 */
}

```

Program 2.5.9

Integrator *ssrk4* for a classical fourth-order RK step

```
public void rkf45a(int neqn, double t0, double tf,
                  double u[], double u0[], int nsteps)
/*
Function rkf45a computes an ODE solution by the fixed
step RK Fehlberg 45 RK method for a series of points
along the solution by repeatedly calling function ssrkf45
for a single RK Fehlberg 45 step.
```

Argument list

```
neqn      number of first order ODEs

t0        initial value of independent variable

tf        final value of independent variable

u0        initial condition vector of length neqn

nsteps    number of rkf45 steps

u         ODE solution vector of length neqn after
          nsteps steps
*/
{
/* Type variables */
double h, t;
double e[]=new double[SIZE];
int i, j;

/* Integration step */
h=(tf-t0)/nsteps;

/* nsteps rkf45 steps */
for(i=1;i<=nsteps;i++)
{
/* Single rkf45 step */
t=ssrkf45(neqn,t0,u0,h,u,e);

/* Reset base point values for next rkf45 step */
for(j=1;j<=neqn;j++)
{
u0[j]=u[j];
}
t0=t;
}
```

```

    }

/* End of rkf45a */
}

```

Program 2.5.10
Integrator *rkf45a*

```

public void rkf45b(int neqn, double t0, double tf,
                  double u[], double u0[], int nsteps,
                  double abserr, double relerr)
/*
  Function rkf45b computes an ODE solution by a variable
  step classical RK Fehlberg 45 method for a series of
  points along the solution by repeatedly calling function
  ssrkf45 for a single RK Fehlberg 45 step. The truncation
  error is estimated along the solution to adjust the
  integration step according to a specified error
  tolerance.

  Argument list

  neqn      number of first order ODEs

  t0        initial value of independent variable

  tf        final value of independent variable

  u0        initial condition vector of length neqn

  nsteps    maximum number of rkf45 steps

  abserr    absolute error tolerance

  relerr    relative error tolerance

  u         ODE solution vector of length neqn after
           nsteps steps
*/
{
  /* Type variables */
  double hmin, h, t;
  double e[]=new double[SIZE];
  int i, nfin1;

```

```

/* Integration step */
h=(tf-t0)/2.0;

/* Minimum allowable step */
hmin=(tf-t0)/nsteps;

/* Start integration */
t=t0;

/* While independent variable is less than the final
value, continue the integration */
while(t <= (tf*0.999))
{
    /* If the next step along the solution will go past
the final value of the independent variable, set the
step to the remaining distance to the final value */
    if((t+h) > tf)
    {
        h=tf-t;
    }

    /* Single rkf45 step */
    t=ssrkf45(neqn,t0,u0,h,u,e);

    /* Flag for the end of the integration */
    nfinl=1;

    /* Check if any of the ODEs have violated the error
criterion */
    for(i=1;i<=neqn;i++)
    {
        if(Math.abs(e[i]) > (Math.abs(u[i])
*relerr+abserr))
        {
            /* Error violation, so integration is
incomplete. Reduce integration step because
of error violation and repeat integration
from base point */
            nfinl=0;
            h=h/2.0;
            /* If the current step is less than the
minimum allowable step, set the step to the
minimum allowable value and continue
integration from new base point */

```

```

        if(h < hmin)
        {
            h = hmin;
            nfin1=1;
        }
        break;
    }
}

/* If there is no error violation, continue the
integration from the new base point */
if(nfin1 == 1)
{
    for(i=1;i<=neqn;i++)
    {
        u0[i]=u[i];
    }
    t0=t;

    /* Test if integration step can be increased */
    for(i=1;i<=neqn;i++)
    {
        if(Math.abs(e[i]) > ((Math.abs(u[i])
            *relerr+abserr)/32.0) )
        {
            /* Integration step cannot be increased */
            nfin1=0;
            break;
        }
    }

    /* Increase integration step */
    if(nfin1 == 1)
    {
        h=h*2.0;
    }

    /* End if */
}

/* End while */
}

```

```
/* End of rkf45b */
}
```

Program 2.5.11
Integrator *rkf45b*

```
public double ssrkf45(int neqn, double t0, double u0[],
    double h, double u[], double e[])
/*
    Function ssrkf45 computes an ODE solution by the RK
    Fehlberg 45 method for one step along the solution (by
    calls to derv to define the ODE derivative vector). It
    also estimates the truncation error of the solution, and
    applies this estimate as a correction to the solution
    vector.
```

Argument list

```
    neqn    number of first order ODEs

    t0      initial value of independent variable

    u0      initial condition vector of length neqn

    h       integration step

    t       independent variable

    u       ODE solution vector of length neqn after
            one rkf45 step

    e       estimate of truncation error of the solu-
            tion vector
*/
{
    /* Type variables */
    double t,  ut0[], ut[], u5[];
    double k1[], k2[], k3[], k4[], k5[], k6[];
    int j;

    /* Declare arrays */
    ut0=new double[SIZE];
    ut=new double[SIZE];
    u5=new double[SIZE];
```

```

k1=new double[SIZE];
k2=new double[SIZE];
k3=new double[SIZE];
k4=new double[SIZE];
k5=new double[SIZE];
k6=new double[SIZE];

/* Derivative vector at initial (base) point */
derv(ut0,t0,u0);

/* k1; stepping for k2 */
for(j=1;j<=neqn;j++)
{
    k1[j]=h*ut0[j];
    u[j]=u0[j]+0.25*k1[j];
}
t=t0+0.25*h;

/* Derivative vector at next RK point */
derv(ut,t,u);

/* k2; stepping for k3 */
for(j=1;j<=neqn;j++)
{
    k2[j]=h*ut[j];
    u[j]=u0[j]+(3.0/32.0)*k1[j]
        +(9.0/32.0)*k2[j];
}
t=t0+(3.0/8.0)*h;

/* Derivative vector at next RK point */
derv(ut,t,u);

/* k3; stepping for k4 */
for(j=1;j<=neqn;j++)
{
    k3[j]=h*ut[j];
    u[j]=u0[j]+(1932.0/2197.0)*k1[j]
        -(7200.0/2197.0)*k2[j]
        +(7296.0/2197.0)*k3[j];
}
t=t0+(12.00/13.0)*h;

/* Derivative vector at next RK point */
derv(ut,t,u);

```



```

/* k4; stepping for k5 */
for(j=1;j<=neqn;j++)
{
    k4[j]=h*ut[j];
    u[j]=u0[j]+( 439.0/ 216.0)*k1[j]
              -(   8.0          )*k2[j]
              +(3680.0/ 513.0)*k3[j]
              -( 845.0/4104.0)*k4[j];
}
t=t0+h;

/* Derivative vector at next RK point */
derv(ut,t,u);

/* k5; stepping for k6 */
for(j=1;j<=neqn;j++)
{
    k5[j]=h*ut[j];
    u[j]=u0[j]+(   8.0/ 27.0)*k1[j]
              +(   2.0          )*k2[j]
              -(3544.0/2565.0)*k3[j]
              +(1859.0/4104.0)*k4[j]
              -( 11.0/ 40.0)*k5[j];
}
t=t0+0.5*h;

/* Derivative vector at next RK point */
derv(ut,t,u);

/* k6; fourth and fifth order step; error estimate; error
correction */
for(j=1;j<=neqn;j++)
{
    k6[j]=h*ut[j];
    u[j] =u0[j]+(   25.0/ 216.0)*k1[j]
              +( 1408.0/2565.0)*k3[j]
              +( 2197.0/4104.0)*k4[j]
              -(   1.0/   5.0)*k5[j];
    u5[j]=u0[j]+( 16.0/ 135.0)*k1[j]
              +( 6656.0/12825.0)*k3[j]
              +(28561.0/56430.0)*k4[j]
              -(   9.0/   50.0)*k5[j]
              +(   2.0/   55.0)*k6[j];
    e[j]=u5[j]-u[j];
    u[j]=u[j]+e[j];
}

```

```

    }
    t=t0+h;

    return t;

/* End of ssrkf45 */
}

/* End public class RK */
}

```

Program 2.5.12Integrator *ssrkf45* for a RKF45 step

```

/*

    Routines for the Runge Kutta ODE Integration

*/

package mol;

import java.math.*;
import java.io.*;

public interface RKInterface
{

    /* Fixed step classical fourth order RK method */
    public void rkc4a(int neqn, double t0, double tf,
                    double u[], double u0[], int nsteps);

    /* Variable step classical fourth order RK method */
    public void rkc4b(int neqn, double t0, double tf,
                    double u[], double u0[], int nsteps,
                    double abserr, double relerr);

    /* Single step classical fourth order RK method */
    public double ssrk4(int neqn, double t0, double u0[],
                    double h, double u[], double e[]);

    /* Fixed step RK Fehlberg 45 method */
    public void rkf45a(int neqn, double t0, double tf,
                    double u[], double u0[], int nsteps);

```

```

/* Variable step RK Fehlberg 45 method */
public void rkf45b(int neqn, double t0, double tf,
                  double u[], double u0[], int nsteps,
                  double abserr, double relerr);

/* Single step RK Fehlberg 45 method */
public double ssrkf45(int neqn, double t0, double u0[],
                     double h, double u[], double e[]);
}

```

Program 2.5.13

Interface routine for *rkc4a*, *rkc4b*, *ssrk4*, *rkf45a*, *rkf45b*, *ssrkf45*

intpar, *inital*, *deriv*, and *fprint* follow:

```

/* This file is a member of the package mol */
package mol;

import mol.MOL;
import java.math.*;
import java.io.*;
import java.text.*;

public class DEF extends MOL implements ode1x1interface
{
    public DEF()
    {
        /* Integration parameters */
        this.intpar();

        /* Declare arrays */
        u0=new double[SIZE];
        u=new double[SIZE];
        e=new double[SIZE];

        /* Initial condition vector */
        this.inital();
    }

    public void intpar()

    /* Function intpar sets the parameters to control the
    integration of the 1 x 1 ODE system */
    {

```

```
/* Number of ODEs */
neqn=1;

/* Size of arrays in MOL library */
SIZE=neqn+1;

/* Number of output points */
nout=6;

/* Maximum number of steps in the interval t0 to tf */
nsteps=100;

/* Initial, final values of the independent variable */
t0=0.0;
tf=1.0;

/* Error tolerances */
abserr=Math.pow(10.0,-5.0);
relerr=Math.pow(10.0,-5.0);

/* End of intpar */
}

public void inital()

/* Function inital sets the initial condition vector for
the 1 x 1 ODE problem */
{
    u0[1]=1.0E0;

/* End of inital */
}

public void derv(double ut[], double t, double u[])

/* Function derv computes the derivative vector of the
1 x 1 ODE problem */
{
    /* Type variables */
    double alpha, lambda;

    /* Problem parameters */
    alpha=1.0E0;
    lambda=1.0E0;
```

```

    /* Derivative vector */
    ut[1]=lambda*Math.exp(-alpha*t)*u[1];

/* End of derv */
}

public void fprint(PrintWriter f, int ncase, int neqn,
                  double t, double u[])

/* Function fprint displays the numerical and exact
solutions to the 1 x 1 ODE problem */
{
    /* Type variables */
    double uel;
    double diff1;
    double e1;
    double V0, alpha, lambda;

    /* Problem parameters */
    V0=1.0E0;
    alpha=1.0E0;
    lambda=1.0E0;

    /* Print a heading for the solution at t = 0 */
    if(t<=0.0)
    {
        /* Label for ODE integrator */
        switch(ncase)
        {
            /*Fixed step modified Euler */
            case 1:
                f.println("\n\n euler2a integrator\n");
                break;

            /* Variable step modified Euler */
            case 2:
                f.println("\n\n euler2b integrator\n");
                break;

            /* Fixed step classical fourth order RK */
            case 3:
                f.println("\n\n rkc4a integrator\n");
                break;
        }
    }
}

```

```

        /* Variable step classical fourth order RK */
        case 4:
        f.println("\n\n rkc4b integrator\n");
        break;

        /* Fixed step RK Fehlberg 45 */
        case 5:
        f.println("\n\n rkf45a integrator\n");
        break;

        /* Variable step RK Fehlberg 45 */
        case 6:
        f.println("\n\n rkf45b integrator\n");
        break;

    }

    /* Heading */
    f.println("  t      u1(num)      ue1      diff1");

    /* End of t = 0 heading */
}

/* Analytical solution */
ue1=V0*Math.exp(lambda/alpha*(1.0E0-Math
                .exp(-alpha*t)));

/* Difference between exact and numerical solution
vectors */
diff1=u[1]-ue1;

/* Display format for floating numbers */
DecimalFormat df1 = new DecimalFormat(" 0.00");
DecimalFormat df2 = new DecimalFormat("0.0000000");

/* Display the numerical and exact solutions, and their
difference */
f.println(df1.format(t)+"\t"+df2.format(u[1])
        +"\t"+df2.format(ue1)+"\t"+df2.format(diff1));

/* End of fprint */
}

/* End of DEF */
}

```

Program 2.5.14

intpar, *inital*, *deriv*, and *fprint* called in the solution of Equations 1.3 and 1.4

The output from the preceding routines (written to file *ode1x1jv.out* in Program 2.5.1) is as follows:

euler2a integrator

t	u1(num)	ue1	diff1
0.00	1.0000000	1.0000000	0.0000000
1.00	1.8815963	1.8815964	-0.0000001
2.00	2.3742138	2.3742099	0.0000039
3.00	2.5862663	2.5862603	0.0000060
4.00	2.6689549	2.6689479	0.0000069
5.00	2.7000350	2.7000278	0.0000073

euler2b integrator

t	u1(num)	ue1	diff1
0.00	1.0000000	1.0000000	0.0000000
1.00	1.8815902	1.8815964	-0.0000062
2.00	2.3742061	2.3742099	-0.0000038
3.00	2.5862606	2.5862603	0.0000003
4.00	2.6689516	2.6689479	0.0000037
5.00	2.7000340	2.7000278	0.0000062

rkc4a integrator

t	u1(num)	ue1	diff1
0.00	1.0000000	1.0000000	0.0000000
1.00	1.8815964	1.8815964	0.0000000
2.00	2.3742099	2.3742099	0.0000000
3.00	2.5862603	2.5862603	0.0000000
4.00	2.6689479	2.6689479	0.0000000
5.00	2.7000278	2.7000278	0.0000000

rkc4b integrator

t	u1(num)	ue1	diff1
0.00	1.0000000	1.0000000	0.0000000
1.00	1.8815963	1.8815964	0.0000000
2.00	2.3742100	2.3742099	0.0000001

3.00	2.5862604	2.5862603	0.0000001
4.00	2.6689480	2.6689479	0.0000001
5.00	2.7000279	2.7000278	0.0000001

rkf45a integrator

t	u1 (num)	ue1	diff1
0.00	1.0000000	1.0000000	0.0000000
1.00	1.8815964	1.8815964	0.0000000
2.00	2.3742099	2.3742099	0.0000000
3.00	2.5862603	2.5862603	0.0000000
4.00	2.6689479	2.6689479	0.0000000
5.00	2.7000278	2.7000278	0.0000000

rkf45b integrator

t	u1 (num)	ue1	diff1
0.00	1.0000000	1.0000000	0.0000000
1.00	1.8815931	1.8815964	-0.0000033
2.00	2.3742053	2.3742099	-0.0000046
3.00	2.5862553	2.5862603	-0.0000050
4.00	2.6689428	2.6689479	-0.0000052
5.00	2.7000225	2.7000278	-0.0000052

We note again that the output verifies the operation of all six integrators. The fixed step integrators (*rkc4a*, *rkf45a*, and *ssrkc4*) generally surpass the error tolerances set in *intpar*, with *rkf45a* and *ssrkc4* producing excessive accuracy; the variable step integrators (*rkc4b*, *rkf45b*, and *ssrkc4*) produce numerical solutions consistent with the error tolerances.

This completes the programming of the 1x1 ODE problem in Java. We now move on to Maple.

2.6 Programming in Maple

We conclude the programming of the 1x1 ODE problem using Maple. Also, we have used the following approach, which is a small departure from the preceding programming and the more typical programming in Maple:

- Maple files, with the extension *.mws* (for *Maple Worksheet*), are ASCII files, but they cannot be read using, for example, an ASCII text editor; rather they must be viewed under Maple. We, therefore, have used Maple coded

as readable ASCII files, and have given the resulting files the extension *.txt*. Then these *.txt* files are opened within the Maple code (via *read* statements). This may seem complicated, but the following coding will demonstrate that this procedure is straightforward. This approach has the major advantage that the Maple code can be written outside of Maple (in fact, we used the MATLAB routines in Section 2.1, which are readable ASCII, as templates for writing the corresponding Maple).

- Since the *.txt* files are opened using the Maple *read* statement, the separation between general-purpose (library) routines and the application-specific routines cannot be maintained as well as before. In other words, the *read* statements in the general-purpose routines have to be modified to open specific applications files. This is a disadvantage, but we view it as minor compared with the advantage of using readable ASCII (*.txt*) files.

The details of this approach will become clear through the following coding for the 1×1 ODE problem. We start with a small (three line) *.mws* main program that in turn executes a series of *read* statements for the *.txt* files:

```
> restart;
> read "c:\\odelib\\maple\\ode1x1\\ode1x1.txt";
> ode1x1();
```

Program 2.6.1

Maple main program *ode1x1.mws* for the numerical integration of Equation 1.3 subject to initial condition Equation 1.4

We can note the following points about this main program:

- The main program *ode1x1.txt* is read (which means that it is now available for execution):

```
> read "c:\\odelib\\maple\\ode1x1\\ode1x1.txt";
```

- *ode1x1*, which is a Maple *procedure*, is then executed:

```
> ode1x1();
```

Procedure ode1x1 is listed below:

```
ode1x1:=proc()
#
# Main program ode1x1 computes the numerical
# solution to the 1 x 1 ODE system by one of
# six integrators
#
```

```

# Type variables
global neqn, nout, nsteps, t0, tf, abserr, relerr:
local u0, u, tp, ncase, i, j:
#
# Step through six integrators
for ncase from 1 to 6 do
#
# Integration parameters
read "c:\\odelib\\maple\\ode1x1\\intpar.txt":
intpar():
#
# Size arrays
u0:=array(1..neqn): u:=array(1..neqn):
#
# Initial condition vector
read "c:\\odelib\\maple\\ode1x1\\inital.txt":
inital(n,t0,u0):
#
# Output interval
tp:=tf-t0:
#
# Compute solution at nout output points
for j from 1 to nout do
#
# Print current solution
read "c:\\odelib\\maple\\ode1x1\\fprint.txt":
fprint(ncase,neqn,t0,u0):
#
# Fixed step modified Euler integrator
if (ncase = 1) then
    read "c:\\odelib\\maple\\ode2x2\\euler2a.txt":
    euler2a(neqn,t0,tf,u0,nsteps,u):
end if:
#
# Variable step modified Euler integrator
if (ncase = 2) then
    read "c:\\odelib\\maple\\ode2x2\\euler2b.txt":
    euler2b(neqn,t0,tf,u0,nsteps,abserr,relerr,u):
end if:
#
# Fixed step classical fourth order RK integrator
if (ncase = 3) then
    read "c:\\odelib\\maple\\ode2x2\\rkc4a.txt":
    rkc4a(neqn,t0,tf,u0,nsteps,u):
end if:

```

```

#
# Variable step classical fourth order RK integrator
if (ncase = 4) then
  read "c:\odelib\maple\ode2x2\rkc4b.txt":
  rkc4b(neqn,t0,tf,u0,nsteps,abserr,relerr,u):
end if:
#
# Fixed step RK Fehlberg (RKF45) integrator
if (ncase = 5) then
  read "c:\odelib\maple\ode2x2\rkf45a.txt":
  rkf45a(neqn,t0,tf,u0,nsteps,u):
end if:
#
# Variable step RK Fehlberg (RKF45) integrator
if (ncase = 6) then
  read "c:\odelib\maple\ode2x2\rkf45b.txt":
  rkf45b(neqn,t0,tf,u0,nsteps,abserr,relerr,u):
end if:
#
# Advance solution
t0:=tf:
tf:=tf+tp:
for i from 1 to neqn do
  u0[i]:=u[i]:
end do:
#
# Next output
end do:
#
# Next integrator
end do:
#
# End of odelx1.txt
end:

```

Program 2.6.2

Maple main program *ode1x1.txt* for the numerical integration of Equation 1.3 subject to initial condition Equation 1.4

ode1x1.txt has a familiar structure. We can note the following points:

- # denotes a comment in Maple.
- Again, all six integrators are called within a single loop:

- ```
#
Step through six integrators
 for ncase from 1 to 6 do
```
- Within this loop, each of the ODE integrators, *euler2a*, *euler2b*, *sseuler*, *rkc4a*, *rkc4b*, *ssrkc4*, *rkf45a*, *rkf45b*, and *ssrkf45*, is opened via a *read* statement.
  - Additionally, routines *intpar*, *inital*, and *fprint*, which are specific to the 1x1 ODE application, are opened via *read* statements; thus, the separation of general-purpose and applications-specific routines is not as clear-cut as in the discussion of the preceding five languages.

The ODE integration routines are listed below. Generally they have the same form as before; the file *read* statements are the only main difference.

```
euler2a:=proc (neqn, t0, tf, u0, nsteps, u)
#
Procedure euler2a computes an ODE solution by a fixed
step modified Euler method for a series of points along
the solution by repeatedly calling procedure sseuler
for a single modified Euler step.
#
Argument list
#
neqn number of first order ODEs
#
t0 initial value of independent variable
#
tf final value of independent variable
#
u0 initial condition vector of length neqn
#
nsteps number of modified Euler steps
#
u ODE solution vector of length neqn after
nsteps steps
#
Type variables
 local e, h, i, j, tm, t:
#
Size arrays
 e:=array(1..neqn):
#
Integration step
 h:=(tf-t0)/nsteps:
```

```

#
nsteps modified Euler steps
 tm:=t0:
 for j from 1 to nsteps do
#
Modified Euler step
 read "c:\odolib\maple\ode2x2\sseuler.txt":
 sseuler(neqn,tm,u0,h,u,e):
 t:=tm+h:
#
Reset base point values for next modified Euler step
 for i from 1 to neqn do
 u0[i]:=u[i]:
 end do:
 tm:=t:
#
Next modified Euler step
end do:
#
End of euler2a
end:

```

### Program 2.6.3

#### Integrator *euler2a*

```

euler2b:=proc(neqn,t0,tf,u0,nsteps,abserr,relerr,u)
#
Procedure euler2b computes an ODE solution by a variable
step modified Euler method for a series of points along
the solution by repeatedly calling procedure sseuler for
a single modified Euler step. The truncation error is
estimated along the solution to adjust the integration
step according to a specified error tolerance.
#
Argument list
#
neqn number of first order ODEs
#
t0 initial value of independent variable
#
tf final value of independent variable
#
u0 initial condition vector of length neqn
#
nsteps maximum number of modified Euler steps

```

```
#
abserr absolute error tolerance
#
relerr relative error tolerance
#
u ODE solution vector of length eqn after
nsteps steps
#
Type variables
local e, h, i, j, tm, t, hmin, nfin1:
#
Size arrays
e:=array(1..neqn):
#
Initial integration step
h:=(tf-t0)/8.0:
#
Minimum allowable step
hmin:=(tf-t0)/nsteps:
#
Start integration
tm:=t0:
#
While independent variable is less than the final
value, continue the integration
while(tm <= tf*0.999) do
#
If the next step along the solution will go past
the final value of the independent variable, set
the step to the remaining distance to the final
value
if(tm+h > tf) then h:=tf-tm: end if:
#
Single modified Euler step
read "c:\\odelib\\maple\\ode2x2\\sseuler.txt":
sseuler(neqn,tm,u0,h,u,e):
t:=tm+h:
#
Flag for the end of the integration
nfin1:=1:
#
Check if any of the ODEs have violated the error
criteria
for i from 1 to neqn do
 if(abs(e[i]) > abs(u[i])*relerr+abserr) then
```

```

#
Error violation, so integration is not complete.
Reduce integration step because of error violation
and repeat integration from the base point
h:=h/2.0: nfin1:=0: break:
end if:
end do:
#
If the current step is less than the minimum
allowable step, set the step to the minimum
allowable value and continue integration from
new base point
if(h < hmin) then h:=hmin: nfin1:=1: end if:
#
If there is no error violation, continue the
integration from new base point
if(nfin1 = 1) then
for i from 1 to neqn do
u0[i]:=u[i]:
end do:
tm:=t:
#
Test if integration step can be increased
for i from 1 to neqn do
if(abs(e[i]) > (abs(u[i])*relerr+abserr)/4.0) then
#
Integration step cannot be increased
nfin1:=0: break:
end if:
end do:
#
Increase integration step
if(nfin1 = 1) then h:=h*2.0: end if:
#
Continue for no error violation (nfin1=1)
end if:
#
Continue while
end do:
#
End of euler2b
end:

```

**Program 2.6.4**Integrator *euler2b*

```

sseuler:=proc(neqn,t0,u0,h,u,e)
#
Procedure sseuler computes an ODE solution by the
modified Euler method for one step along the solution
(by calls to derv to define the ODE derivative vector).
It also estimates the truncation error of the solution,
and applies this estimate as a correction to the
solution vector.
#
Argument list
#
neqn number of first order ODEs
#
t0 initial value of independent variable
#
u0 initial condition vector of length neqn
#
h integration step
#
u ODE solution vector of length neqn after
one modified Euler step
#
e estimate of truncation error of the solu-
tion vector
#
Type variables
 local ut0, ut, t, i:
#
Declare arrays
 ut0:=array(1..neqn): ut:=array(1..neqn):
#
Derivative vector at initial (base) point
 read "c:\\odelib\\maple\\odelx1\\derv.txt":
 derv(neqn,t0,u0,ut0):
#
First order (Euler) step
 for i from 1 to neqn do
 u[i]:=u0[i]+ut0[i]*h:
 end do:
 t:=t0+h:
#
Derivative vector at advance point
 derv(neqn,t,u,ut):
#
Truncation error estimate

```



```

 for i from 1 to neqn do
 e[i]:=(ut[i]-ut0[i])*h/2.0:
 end do:
#
Second order (modified Euler) solution vector
 for i from 1 to neqn do
 u[i]:=u[i]+e[i]:
 end do:
#
End of sseuler
end:

```

### Program 2.6.5

Integrator *sseuler* for a single modified Euler step

Note in *sseuler* the *read* statement to the application specific *deriv*:

```

#
Derivative vector at initial (base) point
 read "c:\odolib\maple\odex1\deriv.txt":
 deriv(neqn,t0,u0,ut0):

rkc4a:=proc(neqn,t0,tf,u0,nsteps,u)
#
Procedure rkc4a computes an ODE solution by a fixed step
classical fourth order RK method for a series of points
along the solution by repeatedly calling procedure ssrk4
for a single classical fourth order RK step.
#
Argument list
#
neqn number of first order ODEs
#
t0 initial value of independent variable
#
tf final value of independent variable
#
u0 initial condition vector of length neqn
#
nsteps number of rkc4 steps
#
u ODE solution vector of length neqn after
nsteps steps
#
Type variables
 local e, h, i, j, tm, t:

```

```

#
Size arrays
 e:=array(1..neqn):
#
Integration step
 h:=(tf-t0)/nsteps:
#
nsteps rkc4 steps
 tm:=t0:
 for j from 1 to nsteps do
#
rkc4 step
 read "c:\\odelib\\maple\\ode2x2\\ssrkc4.txt":
 ssrkc4(neqn,tm,u0,h,u,e):
 t:=tm+h:
#
Reset base point values for next rkc4 step
 for i from 1 to neqn do
 u0[i]:=u[i]:
 end do:
 tm:=t:
#
Next rkc4 step
 end do:
#
End of rkc4a
end:

```

**Program 2.6.6**  
 Integrator *rkc4a*

```

rkc4b:=proc(neqn,t0,tf,u0,nsteps,abserr,relerr,u)
#
Procedure rkc4b computes an ODE solution by a variable
step classical fourth order RK method for a series of
points along the solution by repeatedly calling procedure
ssrkc4 for a single classical fourth order RK step. The
truncation error is estimated along the solution to
adjust the integration step according to a specified
error tolerance.
#
Argument list
#
neqn number of first order ODEs
#

```

```

t0 initial value of independent variable
#
tf final value of independent variable
#
u0 initial condition vector of length neqn
#
nsteps maximum number of rk4 steps
#
abserr absolute error tolerance
#
relerr relative error tolerance
#
u ODE solution vector of length neqn after
nsteps steps
#
Type variables
local e, h, i, j, tm, t, hmin, nfin1:
#
Size arrays
e:=array(1..neqn):
#
Initial integration step
h:=(tf-t0)/2.0:
#
Minimum allowable step
hmin:=(tf-t0)/nsteps:
#
Start integration
tm:=t0:
#
While independent variable is less than the final
value, continue the integration
while(tm <= tf*0.999) do
#
If the next step along the solution will go past
the final value of the independent variable, set
the step to the remaining distance to the final
value
if(tm+h > tf) then h:=tf-tm: end if:
#
Single rk4 step
read "c:\odolib\maple\ode2x2\ssrk4.txt":
ssrk4(neqn,tm,u0,h,u,e):
t:=tm+h:
#
#

```

```

Flag for the end of the integration
nfin1:=1:
#
Check if any of the ODEs have violated the error
criteria
for i from 1 to neqn do
 if(abs(e[i]) > abs(u[i])*relerr+abserr) then
#
Error violation, so integration is not complete.
Reduce integration step because of error violation
and repeat integration from the base point
h:=h/2.0: nfin1:=0: break:
 end if:
end do:
#
If the current step is less than the minimum
allowable step, set the step to the minimum
allowable value and continue integration from
new base point
if(h < hmin) then h:=hmin: nfin1:=1: end if:
#
If there is no error violation, continue the
integration from new base point
if(nfin1 = 1) then
 for i from 1 to neqn do
 u0[i]:=u[i]:
 end do:
 tm:=t:
#
#
Test if integration step can be increased
for i from 1 to neqn do
 if(abs(e[i]) > (abs(u[i])*relerr+abserr)/16.0) then
#
Integration step cannot be increased
nfin1:=0: break:
 end if:
end do:
#
Increase integration step
if(nfin1 = 1) then h:=h*2.0: end if:
#
Continue for no error violation (nfin1=1)
end if:
#

```

```

Continue while
 end do:
#
End of rk4b
end:

```

**Program 2.6.7**  
**Integrator *rk4b***

```

ssrk4:=proc(neqn,t0,u0,h,u,e)
#
Procedure ssrk4 computes an ODE solution by the
classical fourth order RK method for one step along
the solution (by calls to derv to define the ODE
derivative vector). It also estimates the truncation
error of the solution, and applies this estimate as a
correction to the solution vector.
#
Argument list
#
neqn number of first order ODEs
#
t0 initial value of independent variable
#
u0 initial condition vector of length neqn
#
h integration step
#
u ODE solution vector of length neqn after
one modified Euler step
#
e estimate of truncation error of the solu-
tion vector
#
Type variables
 local ut0, ut, t, i, k1, k2, k3, k4, sum2, sum4:
#
Declare arrays
 ut0:=array(1..neqn): ut:=array(1..neqn):
 k1:=array(1..neqn): k2:=array(1..neqn):
 k3:=array(1..neqn): k4:=array(1..neqn):
 sum2:=array(1..neqn): sum4:=array(1..neqn):
#
Derivative vector at initial (base) point
 read "c:\\odelib\\maple\\odelx1\\derv.txt":

```

```

 derv(neqn,t0,u0,ut0):
#
k1, advance of dependent variable vector and
independent variable for calculation of k2
 for i from 1 to neqn do
 k1[i]:=h*ut0[i]:
 u[i]:=u0[i]+0.5*k1[i]:
 end do:
 t:=t0+0.5*h:
#
Derivative vector at new u, t
 derv(neqn,t,u,ut):
#
k2, advance of dependent variable vector and
independent variable for calculation of k3
 for i from 1 to neqn do
 k2[i]:=h*ut[i]:
 u[i]:=u0[i]+0.5*k2[i]:
 end do:
 t:=t0+0.5*h:
#
Derivative vector at new u, t
 derv(neqn,t,u,ut):
#
k3, advance of dependent variable vector and
independent variable for calculation of k4
 for i from 1 to neqn do
 k3[i]:=h*ut[i]:
 u[i]:=u0[i]+k3[i]:
 end do:
 t:=t0+h:
#
Derivative vector at new u, t
 derv(neqn,t,u,ut):
#
k4
 for i from 1 to neqn do
 k4[i]:=h*ut[i]:
 end do:
#
Second order step
 for i from 1 to neqn do
 sum2[i]:=u0[i]+k2[i]:
 end do:
#

```

```

Fourth order step
 for i from 1 to neqn do
 sum4[i]:=u0[i]+(1.0/6.0)*(k1[i]+2.0*k2[i]
 +2.0*k3[i]+k4[i]):
 end do:
 t:=t0+h:
#
Truncation error estimate
 for i from 1 to neqn do
 e[i]:=sum4[i]-sum2[i]:
 end do:
#
Fourth order solution vector (from 2,4 RK pair);
two ways to the same result are listed
 for i from 1 to neqn do
u[i]:=sum2[i]+e[i]:
 u[i]:=sum4[i]:
 end do:
#
End of ssrk4
end:

```

### Program 2.6.8

Integrator *ssrk4* for a classical fourth-order RK step

Again, in *ssrk4* the *read* statement is for the application specific *deriv*:

```

#
Derivative vector at initial (base) point
 read "c:\odolib\maple\odex1\deriv.txt":
 deriv(neqn,t0,u0,ut0):

rkf45a:=proc(neqn,t0,tf,u0,nsteps,u)
#
Procedure rkf45a computes an ODE solution by the fixed
step RK Fehlberg 45 method for a series of points along
the solution by repeatedly calling procedure ssrkf45 for
a single RK Fehlberg 45 step.
#
Argument list
#
neqn number of first order ODEs
#

```

```

t0 initial value of independent variable
#
tf final value of independent variable
#
u0 initial condition vector of length neqn
#
nsteps number of rkf45 steps
#
u ODE solution vector of length neqn after
nsteps steps
#
Type variables
 local e, h, i, j, tm, t:
#
Size arrays
 e:=array(1..neqn):
#
Integration step
 h:=(tf-t0)/nsteps:
#
nsteps rkf45 steps
 tm:=t0:
 for j from 1 to nsteps do
#
rkf45 step
 read "c:\\odelib\\maple\\ode2x2\\ssrkf45.txt":
 ssrkf45(neqn,tm,u0,h,u,e):
 t:=tm+h:
#
Reset base point values for next rkf45 step
 for i from 1 to neqn do
 u0[i]:=u[i]:
 end do:
 tm:=t:
#
Next rkf45 step
 end do:
#
End of rkf45a
end:

```

**Program 2.6.9**Integrator *rkf45a*



```

rkf45b:=proc(neqn,t0,tf,u0,nsteps,abserr,relerr,u)
#
Procedure rkf45b computes an ODE solution by the variable
step RK Fehlberg 45 method for a series of points along
the solution by repeatedly calling procedure ssrkf45 for
a single RK Fehlberg 45 step. The truncation error is
estimated along the solution to adjust the integration
step according to a specified error tolerance.
#
Argument list
#
neqn number of first order ODEs
#
t0 initial value of independent variable
#
tf final value of independent variable
#
u0 initial condition vector of length neqn
#
nsteps maximum number number of rkf45 steps
#
abserr absolute error tolerance
#
relerr relative error tolerance
#
u ODE solution vector of length neqn after
nsteps steps
#
Type variables
 local e, h, i, j, tm, t, hmin, nfin1:
#
Size arrays
 e:=array(1..neqn):
#
Initial integration step
 h:=(tf-t0)/2.0:
#
Minimum allowable step
 hmin:=(tf-t0)/nsteps:
#
Start integration
 tm:=t0:
#
While independent variable is less than the final
value, continue the integration

```

```

while(tm <= tf*0.999) do
#
If the next step along the solution will go past
the final value of the independent variable, set
the step to the remaining distance to the final
value
 if(tm+h > tf) then h:=tf-tm: end if:
#
Single rkf45 step
 read "c:\\odelib\\maple\\ode2x2\\ssrkf45.txt":
 ssrkf45(neqn,tm,u0,h,u,e):
 t:=tm+h:
#
Flag for the end of the integration
 nfin1:=1:
#
Check if any of the ODEs have violated the error
criteria
 for i from 1 to neqn do
 if(abs(e[i]) > abs(u[i])*relerr+abserr) then
#
Error violation, so integration is not complete.
Reduce integration step because of error violation
and repeat integration from the base point
 h:=h/2.0: nfin1:=0: break:
 end if:
 end do:
#
If the current step is less than the minimum
allowable step, set the step to the minimum
allowable value and continue integration from
new base point
 if(h < hmin) then h:=hmin: nfin1:=1: end if:
#
If there is no error violation, continue the
integration from new base point
 if(nfin1 = 1) then
 for i from 1 to neqn do
 u0[i]:=u[i]:
 end do:
 tm:=t:
#
Test if integration step can be increased
 for i from 1 to neqn do
 if(abs(e[i]) > (abs(u[i])*relerr+abserr)/32.0) then

```

```

#
Integration step cannot be increased
nfin1:=0: break:
end if:
end do:
#
Increase integration step
if(nfin1 = 1) then h:=h*2.0: end if:
#
Continue for no error violation (nfin1=1)
end if:
#
Continue while
end do:
#
End of rkf45b
end:

```

**Program 2.6.10**  
 Integrator *rkf45b*

```

ssrkf45:=proc(neqn,t0,u0,h,u,e)
#
Procedure ssrkf45 computes an ODE solution by the RK
Fehlberg 45 method for one step along the solution (by
calls to derv to define the ODE derivative vector). It
also estimates the truncation error of the solution, and
applies this estimate as a correction to the solution
vector.
#
Argument list
#
neqn number of first order ODEs
#
t0 initial value of independent variable
#
u0 initial condition vector of length neqn
#
h integration step
#
t independent variable
#
u ODE solution vector of length neqn after
one rkf45 step

```

```

#
e estimate of truncation error of the solu-
tion vector
#
Type variables
 local ut0, ut, t, i, k1, k2, k3, k4, k5, k6, sum4, sum5:
#
Declare arrays
 ut0:=array(1..neqn): ut:=array(1..neqn):
 k1:=array(1..neqn): k2:=array(1..neqn):
 k3:=array(1..neqn): k4:=array(1..neqn):
 k5:=array(1..neqn): k6:=array(1..neqn):
 sum4:=array(1..neqn): sum5:=array(1..neqn):
#
Derivative vector at initial (base) point
 read "c:\\odolib\\maple\\odex1\\deriv.txt":
 derv(neqn,t0,u0,ut0):
#
k1, advance of dependent variable vector and
independent variable for calculation of k2
 for i from 1 to neqn do
 k1[i]:=h*ut0[i]:
 u[i]:=u0[i]+0.25*k1[i]:
 end do:
 t:=t0+0.25*h:
#
Derivative vector at new u, t
 derv(neqn,t,u,ut):
#
k2, advance of dependent variable vector and
independent variable for calculation of k3
 for i from 1 to neqn do
 k2[i]:=h*ut[i]:
 u[i]:=u0[i]+(3.0/32.0)*k1[i]\
 +(9.0/32.0)*k2[i]:
 end do:
 t:=t0+(3.0/8.0)*h:
#
Derivative vector at new u, t
 derv(neqn,t,u,ut):
#
k3, advance of dependent variable vector and
independent variable for calculation of k4
 for i from 1 to neqn do
 k3[i]:=h*ut[i]:

```

```

 u[i]:=u0[i]+(1932.0/2197.0)*k1[i]\
 -(7200.0/2197.0)*k2[i]\
 +(7296.0/2197.0)*k3[i]:
 end do:
 t:=t0+(12.00/13.0)*h:
#
Derivative vector at new u, t
derv(neqn,t,u,ut):
#
k4, advance of dependent variable vector and
independent variable for calculation of k5
for i from 1 to neqn do
 k4[i]:=h*ut[i]:
 u[i]:=u0[i]+(439.0/ 216.0)*k1[i]\
 -(8.0)*k2[i]\
 +(3680.0/ 513.0)*k3[i]\
 -(845.0/4104.0)*k4[i]:
 end do:
 t:=t0+h:
#
Derivative vector at new u, t
derv(neqn,t,u,ut):
#
k5, advance of dependent variable vector and
independent variable for calculation of k6
for i from 1 to neqn do
 k5[i]:=h*ut[i]:
 u[i]:=u0[i]-(8.0/ 27.0)*k1[i]\
 +(2.0)*k2[i]\
 -(3544.0/2565.0)*k3[i]\
 +(1859.0/4104.0)*k4[i]\
 -(11.0/ 40.0)*k5[i]:
 end do:
 t:=t0+0.5*h:
#
Derivative vector at new u, t
derv(neqn,t,u,ut):
#
k6
for i from 1 to neqn do
 k6[i]:=h*ut[i]:
 end do:
#
Fourth order step
for i from 1 to neqn do

```

```

 sum4[i]:=u0[i]+(25.0/ 216.0)*k1[i]\
 +(1408.0/2565.0)*k3[i]\
 +(2197.0/4104.0)*k4[i]\
 -(1.0/ 5.0)*k5[i]:
 end do:
#
Fifth order step
for i from 1 to neqn do
 sum5[i]:=u0[i]+(16.0/ 135.0)*k1[i]\
 +(6656.0/12825.0)*k3[i]\
 +(28561.0/56430.0)*k4[i]\
 -(9.0/ 50.0)*k5[i]\
 +(2.0/ 55.0)*k6[i]:

 end do:
 t:=t0+h;
#
Truncation error estimate
for i from 1 to neqn do
 e[i]:=sum5[i]-sum4[i]:
end do:
#
Fifth order solution vector (from 4,5 RK pair);
two ways to the same result are listed
for i from 1 to neqn do
u[i]:=sum4[i]+e[i]:
 u[i]:=sum5[i]:
end do:
#
End of ssrkf45
end:

```

**Program 2.6.11**Integrator *ssrkf45* for an RKF45 step

Finally, *intpar*, *inital*, *derov*, and *fprint* are listed next:

```

intpar:=proc()
#
Function intpar sets the parameters to control the
integration of the 1 x 1 ODE system
#
Type variables
global neqn, nout, nsteps, t0, tf, abserr, relerr:
#
Number of first order ODEs
neqn:=1:

```

```
#
Number of output points
 nout:=6:
#
Maximum number of steps in the interval t0 to tf
 nsteps:=100:
#
Initial, final values of independent variable
 t0:=0.0:
 tf:=1.0:
#
Error tolerances
 abserr:=1.0e-05:
 relerr:=1.0e-05:
#
End of intpar
 end:

inital:=proc(neqn,t,u0)
#
Procedure inital sets the initial condition vector
for the 1 x 1 ODE problem
#
 u0[1]:=1.0:
#
End of inital
 end:

derv:=proc(neqn,t,u,ut)
#
Procedure derv computes the derivative vector
of the 1 x 1 ODE problem
#
Type variables
 local alpha, lambda:
#
Problem parameters
 alpha:=1.0:
 lambda:=1.0:
#
Derivative vector
 ut[1]:=lambda*exp(-alpha*t)*u[1]:
#
```

```

End of derv
end:

fprint:=proc(ncase,neqn,t,u)
#
Procedure fprint displays the numerical and
exact solutions to the 1 x 1 ODE problem
#
Type variables
local u0, alpha, lambda, ue, diff, i:
#
Problem parameters
u0:=1.0:
alpha:=1.0:
lambda:=1.0:
#
Define arrays
ue:=array(1..neqn): diff:=array(1..neqn):
#
Print a heading for the solution at t = 0
if (t <= 0.0) then
#
Label for ODE integrator
#
Fixed step modified Euler
if (ncase = 1) then
 printf(`\n\n euler2a integrator\n\n`);
#
Variable step modified Euler
elif (ncase = 2) then
 printf(`\n\n euler2b integrator\n\n`);
#
Fixed step classical fourth order RK
elif (ncase = 3) then
 printf(`\n\n rkc4a integrator\n\n`);
#
Variable step classical fourth order RK
elif (ncase = 4) then
 printf(`\n\n rkc4b integrator\n\n`);
#
Fixed step RK Fehlberg 45
elif (ncase = 5) then
 printf(`\n\n rkf45a integrator\n\n`);
#

```



```

Variable step RK Fehlberg 45
 elif (ncase = 6) then
 printf(`\n\n rkf45b integrator\n\n`);
 end if:
#
Heading
 printf(` t u1 ule u1-ule\n`):
#
End of t = 0 heading
 end if:
#
Numerical and analytical solution output
#
Analytical solution
 ue[1]:=u0*exp(lambda/alpha*(1.0-exp(-alpha*t))):
#
Difference between exact and numerical solutions
 for i from 1 to neqn do
 diff[i]:=u[i]-ue[i]:
 end do:
#
Display the numerical and exact solutions, and their
difference
 printf(`%10.2f %10.5f %10.5f %10.5f \n`,t,u[1],ue[1],
 diff[1]);
#
End of fprint
 end:

```

**Program 2.6.12**

*intpar*, *inital*, *deriv*, and *fprint* called in the solution of Equations 1.3 and 1.4

The output from the preceding routines is as follows:

euler2a integrator

| t    | u1      | ule     | u1-ule  |
|------|---------|---------|---------|
| 0.00 | 1.00000 | 1.00000 | 0.00000 |
| 1.00 | 1.88160 | 1.88160 | -.00000 |
| 2.00 | 2.37421 | 2.37421 | .00000  |
| 3.00 | 2.58627 | 2.58626 | .00001  |
| 4.00 | 2.66895 | 2.66895 | .00001  |
| 5.00 | 2.70004 | 2.70003 | .00001  |

euler2b integrator

| t    | u1      | ule     | u1-ule  |
|------|---------|---------|---------|
| 0.00 | 1.00000 | 1.00000 | 0.00000 |
| 1.00 | 1.88159 | 1.88160 | -.00001 |
| 2.00 | 2.37421 | 2.37421 | -.00000 |
| 3.00 | 2.58626 | 2.58626 | .00000  |
| 4.00 | 2.66895 | 2.66895 | .00000  |
| 5.00 | 2.70003 | 2.70003 | .00001  |

rkc4a integrator

| t    | u1      | ule     | u1-ule  |
|------|---------|---------|---------|
| 0.00 | 1.00000 | 1.00000 | 0.00000 |
| 1.00 | 1.88160 | 1.88160 | .00000  |
| 2.00 | 2.37421 | 2.37421 | .00000  |
| 3.00 | 2.58626 | 2.58626 | .00000  |
| 4.00 | 2.66895 | 2.66895 | .00000  |
| 5.00 | 2.70003 | 2.70003 | .00000  |

rkc4b integrator

| t    | u1      | ule     | u1-ule  |
|------|---------|---------|---------|
| 0.00 | 1.00000 | 1.00000 | 0.00000 |
| 1.00 | 1.88160 | 1.88160 | -.00000 |
| 2.00 | 2.37421 | 2.37421 | -.00000 |
| 3.00 | 2.58626 | 2.58626 | -.00000 |
| 4.00 | 2.66895 | 2.66895 | -.00000 |
| 5.00 | 2.70003 | 2.70003 | .00000  |

rkf45a integrator

| t    | u1      | ule     | u1-ule  |
|------|---------|---------|---------|
| 0.00 | 1.00000 | 1.00000 | 0.00000 |
| 1.00 | 1.88160 | 1.88160 | -.00000 |
| 2.00 | 2.37421 | 2.37421 | -.00000 |
| 3.00 | 2.58626 | 2.58626 | -.00000 |
| 4.00 | 2.66895 | 2.66895 | -.00000 |
| 5.00 | 2.70003 | 2.70003 | -.00000 |

rkf45b integrator

| t    | u1      | u1e     | u1-u1e  |
|------|---------|---------|---------|
| 0.00 | 1.00000 | 1.00000 | 0.00000 |
| 1.00 | 1.88159 | 1.88160 | -.00000 |
| 2.00 | 2.37421 | 2.37421 | -.00000 |
| 3.00 | 2.58626 | 2.58626 | -.00001 |
| 4.00 | 2.66894 | 2.66895 | -.00001 |
| 5.00 | 2.70002 | 2.70003 | -.00001 |

This output is similar to that considered previously, e.g., the error tolerances set in *intpar* have been observed.

This concludes the programming of the  $1 \times 1$  ODE problem in the six languages. We have discussed general-purpose routines for the solution of systems of ODEs in the following sections of Chapter 2:

| Section | Language |
|---------|----------|
| 2.1     | MATLAB   |
| 2.2     | C        |
| 2.3     | C++      |
| 2.4     | Fortran  |
| 2.5     | Java     |
| 2.6     | Maple    |

These routines

| Pair   | Routines                                         |
|--------|--------------------------------------------------|
| (1, 2) | <i>euler2a</i> , <i>euler2b</i> , <i>sseuler</i> |
| (2, 4) | <i>rkc4a</i> , <i>rkc4b</i> , <i>ssrkc4</i>      |
| (4, 5) | <i>rkf45a</i> , <i>rkf45b</i> , <i>ssrkf45</i>   |

can now be applied to systems of ODEs (the  $n \times n$  problem with  $n > 1$ ). By a straightforward extension, they can also be applied to PDE problems. These topics are discussed in the remaining chapters of this book.

# 3

---

## *Solution of a 2 x 2 ODE System*

---

We now consider the programming of the 2x2 ODE problem of Equations 1.6, 1.16, and 1.17 using the general-purpose ODE library integrators from Chapter 2. Since these integrators were listed and discussed in some detail in Chapter 2, they are not discussed here, except as they are called in a main program for the solution of the 2x2 ODE problem. The order in which the six languages are considered is the same as in Chapter 2.

---

### 3.1 Programming in MATLAB

A main program for the solution of the 2x2 ODE problem is listed below:

```
%
% Main program ode2x2 computes the numerical
% solution to the 2 x 2 ODE system by six
% integrators
%
% Step through six integrators
 for int=1:6
%
% Integration parameters
 [neqn,nout,nsteps,t0,tf,abserr,relerr]=intpar;
%
% Initial condition vector
 [u0]=initial(neqn,t0);
%
% Output interval
 tp=tf-t0;
```

```
%
% Compute solution at nout output points
for j=1:nout
%
% Print current solution
[out]=fprintf(int,neqn,t0,u0);
%
% Fixed step modified Euler integrator
if int == 1
 [u]=euler2a(neqn,t0,tf,u0,nsteps);
end
%
% Variable step modified Euler integrator
if int == 2
 [u]=euler2b(neqn,t0,tf,u0,nsteps,abserr,relerr);
end
%
% Fixed step classical fourth order RK integrator
if int == 3
 [u]=rk4a(neqn,t0,tf,u0,nsteps);
end
%
% Variable step classical fourth order RK integrator
if int == 4
 [u]=rk4b(neqn,t0,tf,u0,nsteps,abserr,relerr);
end
%
% Fixed step RK Fehlberg (RKF45) integrator
if int == 5
 [u]=rkf45a(neqn,t0,tf,u0,nsteps);
end
%
% Variable step RK Fehlberg (RKF45) integrator
if int == 6
 [u]=rkf45b(neqn,t0,tf,u0,nsteps,abserr,relerr);
end
%
% Advance solution
t0=tf;
tf=tf+tp;
u0=u;
%
% Next output
end
```

```

%
% Next integrator
end
%
% End of ode2x2

```

### Program 3.1.1

MATLAB main program for the numerical integration of Equations 1.6, 1.16, with analytical solution Equation 1.17

The only essential difference between Program 3.1.1 and 2.1.1 is the use of a loop in the latter to cycle through all six integrators:

```

%
% Step through six integrators
for int=1:6

```

Thus, *int*, which was set for a particular integrator by a call to *intpar* in Program 2.1.1, is now set by this *for* loop.

Routines *intpar*, *inital*, *deriv*, and *fprint* are listed below:

```

function [neqn,nout,nsteps,t0,tf,abserr,relerr]=intpar
%
% Function intpar sets the parameters to control the
% integration of the 2 x 2 ODE system
%
% Number of first order ODEs
neqn=2;
%
% Number of output points
nout=6;
%
% Maximum number of steps in the interval t0 to tf
nsteps=100;
%
% Initial, final values of independent variable
t0=0.0;
tf=1.0;
%
% Error tolerances
abserr=1.0e-05;
relerr=1.0e-05;
%
% End of intpar

```

```
function [u0]=inital(neqn,t)
%
% Function inital sets the initial condition vector
% for the 2 x 2 ODE problem
%
 u0(1)=0;
 u0(2)=2;
%
% End of inital
```

```
function [ut]=deriv(neqn,t,u)
%
% Function deriv computes the derivative vector
% of the 2 x 2 ODE problem
%
% Problem parameters
 a=5.5;
 b=4.5;
%
% Derivative vector
 ut(1)=-a*u(1)+b*u(2);
 ut(2)= b*u(1)-a*u(2);
%
% End of deriv
```

```
function [out]=fprint(ncase,neqn,t,u)
%
% Function fprint displays the numerical and
% exact solutions to the 2 x 2 ODE problem
%
% Return current value of independent variable
% (MATLAB requires at least one return argument)
 out=t;
%
% Problem parameters
 a=5.5;
 b=4.5;
%
% Print a heading for the solution at t = 0
 if(t<=0.0)
%
%
```

```

% Label for ODE integrator
%
% Fixed step modified Euler
if(ncase==1)
 fprintf('\n\n euler2a integrator\n\n');
%
% Variable step modified Euler
elseif(ncase==2)
 fprintf('\n\n euler2b integrator\n\n');
%
% Fixed step classical fourth order RK
elseif(ncase==3)
 fprintf('\n\n rk4a integrator\n\n');
%
% Variable step classical fourth order RK
elseif(ncase==4)
 fprintf('\n\n rk4b integrator\n\n');
%
% Fixed step RK Fehlberg 45
elseif(ncase==5)
 fprintf('\n\n rkf45a integrator\n\n');
%
% Variable step RK Fehlberg 45
elseif(ncase==6)
 fprintf('\n\n rkf45b integrator\n\n');
end
%
% Heading
fprintf(' t u1 u2 u1-ue1 u2-ue2\n');
%
% End of t = 0 heading
end
%
% Numerical and analytical solution output

% Exact solution eigenvalues
e1=-(a-b);
e2=-(a+b);

% Analytical solution
ue(1)=exp(e1*t)-exp(e2*t);
ue(2)=exp(e1*t)+exp(e2*t);

% Difference between exact and numerical solutions
diff=u-ue;

```



```

%
% Display the numerical and exact solutions,
% and their difference
% fprintf('%10.2f %10.5f %10.5f %10.5f %10.5f \n',t,u,
% diff);
%
% End of fprintf

```

### Program 3.1.2

*intpar*, *inital*, *deriv*, and *fprint* for the solution of Equations 1.6 and 1.16

We can note the following points about these routines:

- The initial conditions of Equations 1.6 are set in *inital* as  $y_1(0) = y_{10} = 0$ ,  $y_2(0) = y_{20} = 2$ :

```

%
% u0(1)=0;
% u0(2)=2;

```

- The RHS of Equations 1.6 are programmed in *deriv* as

```

%
% Problem parameters
% a=5.5;
% b=4.5;
%
% Derivative vector
% ut(1)=-a*u(1)+b*u(2);
% ut(2)= b*u(1)-a*u(2);

```

- The analytical solution, Equation 1.17, is programmed in *fprint* as

```

%
% Exact solution eigenvalues
% e1=-(a-b);
% e2=-(a+b);
%
% Analytical solution
% ue(1)=exp(e1*t)-exp(e2*t);
% ue(2)=exp(e1*t)+exp(e2*t);

```

- The numerical and analytical solutions, and their difference, are then displayed in *fprint*:

```

%
% Difference between exact and numerical solutions
% diff=u-ue;
%

```

```
% Display the numerical and exact solutions,
% and their difference
fprintf('%10.2f %10.5f %10.5f %10.5f %10.5f \n', t,
 u, diff);
```

Since the library integration routines called by Program 3.1.1, *euler2a*, *euler2b*, *sseuler*, *rkc4a*, *rkc4b*, *ssrkc4*, *rkf45a*, *rkf45ba*, and *ssrkf45*, are considered in detail in Chapter 2, they will not be discussed here.

The output from Programs 3.1.1 and 3.1.2 is listed below:

euler2a integrator

| t    | u1      | u2      | u1-ue1  | u2-ue2  |
|------|---------|---------|---------|---------|
| 0.00 | 0.00000 | 2.00000 | 0.00000 | 0.00000 |
| 1.00 | 0.36784 | 0.36793 | 0.00001 | 0.00001 |
| 2.00 | 0.13534 | 0.13534 | 0.00000 | 0.00000 |
| 3.00 | 0.04979 | 0.04979 | 0.00000 | 0.00000 |
| 4.00 | 0.01832 | 0.01832 | 0.00000 | 0.00000 |
| 5.00 | 0.00674 | 0.00674 | 0.00000 | 0.00000 |

euler2b integrator

| t    | u1      | u2      | u1-ue1  | u2-ue2  |
|------|---------|---------|---------|---------|
| 0.00 | 0.00000 | 2.00000 | 0.00000 | 0.00000 |
| 1.00 | 0.36784 | 0.36793 | 0.00001 | 0.00001 |
| 2.00 | 0.13534 | 0.13534 | 0.00000 | 0.00000 |
| 3.00 | 0.04979 | 0.04979 | 0.00000 | 0.00000 |
| 4.00 | 0.01832 | 0.01832 | 0.00000 | 0.00000 |
| 5.00 | 0.00674 | 0.00674 | 0.00000 | 0.00000 |

rkc4a integrator

| t    | u1      | u2      | u1-ue1  | u2-ue2  |
|------|---------|---------|---------|---------|
| 0.00 | 0.00000 | 2.00000 | 0.00000 | 0.00000 |
| 1.00 | 0.36783 | 0.36792 | 0.00000 | 0.00000 |
| 2.00 | 0.13534 | 0.13534 | 0.00000 | 0.00000 |
| 3.00 | 0.04979 | 0.04979 | 0.00000 | 0.00000 |
| 4.00 | 0.01832 | 0.01832 | 0.00000 | 0.00000 |
| 5.00 | 0.00674 | 0.00674 | 0.00000 | 0.00000 |

rkc4b integrator

| t    | u1      | u2      | u1-ue1  | u2-ue2  |
|------|---------|---------|---------|---------|
| 0.00 | 0.00000 | 2.00000 | 0.00000 | 0.00000 |
| 1.00 | 0.36783 | 0.36792 | 0.00000 | 0.00000 |
| 2.00 | 0.13534 | 0.13534 | 0.00000 | 0.00000 |
| 3.00 | 0.04979 | 0.04979 | 0.00000 | 0.00000 |
| 4.00 | 0.01832 | 0.01832 | 0.00000 | 0.00000 |
| 5.00 | 0.00674 | 0.00674 | 0.00000 | 0.00000 |

rkf45a integrator

| t    | u1      | u2      | u1-ue1  | u2-ue2  |
|------|---------|---------|---------|---------|
| 0.00 | 0.00000 | 2.00000 | 0.00000 | 0.00000 |
| 1.00 | 0.36783 | 0.36792 | 0.00000 | 0.00000 |
| 2.00 | 0.13534 | 0.13534 | 0.00000 | 0.00000 |
| 3.00 | 0.04979 | 0.04979 | 0.00000 | 0.00000 |
| 4.00 | 0.01832 | 0.01832 | 0.00000 | 0.00000 |
| 5.00 | 0.00674 | 0.00674 | 0.00000 | 0.00000 |

rkf45b integrator

| t    | u1      | u2      | u1-ue1  | u2-ue2  |
|------|---------|---------|---------|---------|
| 0.00 | 0.00000 | 2.00000 | 0.00000 | 0.00000 |
| 1.00 | 0.36783 | 0.36792 | 0.00000 | 0.00000 |
| 2.00 | 0.13534 | 0.13534 | 0.00000 | 0.00000 |
| 3.00 | 0.04978 | 0.04978 | 0.00000 | 0.00000 |
| 4.00 | 0.01831 | 0.01831 | 0.00000 | 0.00000 |
| 5.00 | 0.00673 | 0.00674 | 0.00000 | 0.00000 |

We conclude from this output that the error tolerances set in *intpar* ( $1.0 \times 10^{-5}$ ) are observed by all six integrators.

---

## 3.2 Programming in C

Since main Program 2.2.1 and the associated header file Program 2.2.2 are unchanged in the  $2 \times 2$  ODE problem, they are not listed here. *intpar*, *par*, *initial*, *deriv*, and *fprint* are listed below:

```
#include "ode2x2.h"

/* Type global variables */

 int neqn, nout, nsteps;

 double t0, tf, abserr, relerr;

/* Define file ID */
FILE *fid;

void intpar()

/* Function intpar sets the parameters to control the
integration of the 2 x 2 ODE system */
{
 /* Number of ODEs */
 neqn=2;

 /* Number of output points */
 nout=6;

 /* Maximum number of steps in the interval t0 to tf */
 nsteps=100;

 /* Initial, final values of independent variable */
 t0=0.0;
 tf=1.0;

 /* Error tolerances */
 abserr=pow(10,-5);
 relerr=pow(10,-5);

/* End of intpar */
}

void par(double a[])

/* Function par sets the parameters for the 2 x 2 ODE
problem */
{
 a[1]=5.5;
 a[2]=4.5;
```

```
/* End of par */
}

void inital(double u0[],double t0)

/* Function inital sets the initial condition vector for
the 2 x 2 ODE problem */
{
 /* Initial condition */
 u0[1]=0.0;
 u0[2]=2.0;

/* End of inital */
}

void derv(double ut[], double t, double u[])

/* Function derv computes the derivative vector of the
2 x 2 ODE problem */
{
 /* Type variables */
 double a[3];

 /* Problem parameters */
 par(a);

 /* Derivative vector */
 ut[1]=-a[1]*u[1]+a[2]*u[2];
 ut[2]= a[2]*u[1]-a[1]*u[2];

/* End of derv */
}

void fprint(int ncase, double t, double u[])

/* Function fprint displays the numerical and exact
solutions to the 2 x 2 ODE problem */
{
 /* Type variables */
 double a[3], ue[3], diff[3], e1, e2;
```

```

/* Problem parameters */
par(a);

/* Print a heading for the solution at t = 0 */
if(t<=0.0)
{
 /* Label for ODE integrator */
 switch(ncase)
 {
 case 1: /* Fixed step modified Euler */
 fprintf(fid, "\n euler2a integrator\n");
 break;

 case 2: /* Variable step modified Euler */
 fprintf(fid, "\n euler2b integrator\n");
 break;

 case 3: /* Fixed step classical fourth order RK */
 fprintf(fid, "\n rkc4a integrator\n");
 break;

 case 4: /* Variable step classical fourth
 order RK */
 fprintf(fid, "\n rkc4b integrator\n");
 break;

 case 5: /* Fixed step RK Fehlberg 45 */
 fprintf(fid, "\n rkf45a integrator\n");
 break;

 case 6: /* Variable step RK Fehlberg 45 */
 fprintf(fid, "\n rkf45b integrator\n");
 break;
 }

 /* Heading */
 fprintf(fid, "\n t u1(num) u1(ex) diff1");
 fprintf(fid, "\n u2(num) u2(ex) diff2\n\n");

 /* End of t = 0 heading */
}

/* Analytical solution eigenvalues */
e1=-(a[1]-a[2]);
e2=-(a[1]+a[2]);

```

```

/* Analytical solution vector */
ue[1]=exp(e1*t)-exp(e2*t);
ue[2]=exp(e1*t)+exp(e2*t);

/* Difference between exact and numerical solution
vectors */
diff[1]=u[1]-ue[1];
diff[2]=u[2]-ue[2];

/* Display the numerical and exact solutions, and
their difference */
fprintf(fid,"%10.2f %10.5f %10.5f %13.4e \n",
 t,u[1],ue[1],diff[1]);
fprintf(fid," %10.5f %10.5f %13.4e \n\n",
 u[2],ue[2],diff[2]);

/* End of fprint */
}

```

### Program 3.2.1

*intpar*, *par*, *inital*, *deriv*, and *fprint* for the solution of Equations 1.6 and 1.16

The only new feature of these routines is the addition of *par*, which sets the problem parameters  $a = 5.5$ ,  $b = 4.5$ . These parameters are then used in *deriv* and *fprint* by a call to *par*:

```

/* Type variables */
double a[3];

/* Problem parameters */
par(a);

```

Of course, these parameters could be set directly in *deriv* and *fprint* as in Program 3.1.2. The use of *par* is just an alternative, which would be more attractive as the number of parameters becomes large (so that the code for the assignment statements is programmed once in *par*, then used in more than one place, such as in *deriv* and *fprint*, by calls to *par*).

The output from the preceding routines is as follows:

```

euler2a integrator

 t u1(num) u1(ex) diff1
 u2(num) u2(ex) diff2

0.00 0.00000 0.00000 0.0000e+00
 2.00000 2.00000 0.0000e+00

```

|      |                    |                    |                          |
|------|--------------------|--------------------|--------------------------|
| 1.00 | 0.36784<br>0.36793 | 0.36783<br>0.36792 | 5.3545e-06<br>7.0006e-06 |
| 2.00 | 0.13534<br>0.13534 | 0.13534<br>0.13534 | 4.5451e-06<br>4.5453e-06 |
| 3.00 | 0.04979<br>0.04979 | 0.04979<br>0.04979 | 2.5082e-06<br>2.5082e-06 |
| 4.00 | 0.01832<br>0.01832 | 0.01832<br>0.01832 | 1.2303e-06<br>1.2303e-06 |
| 5.00 | 0.00674<br>0.00674 | 0.00674<br>0.00674 | 5.6575e-07<br>5.6575e-07 |

euler2b integrator

| t    | u1 (num)<br>u2 (num) | u1 (ex)<br>u2 (ex) | diff1<br>diff2           |
|------|----------------------|--------------------|--------------------------|
| 0.00 | 0.00000<br>2.00000   | 0.00000<br>2.00000 | 0.0000e+00<br>0.0000e+00 |
| 1.00 | 0.36784<br>0.36793   | 0.36783<br>0.36792 | 5.4556e-06<br>7.1360e-06 |
| 2.00 | 0.13534<br>0.13534   | 0.13534<br>0.13534 | 4.6322e-06<br>4.6323e-06 |
| 3.00 | 0.04979<br>0.04979   | 0.04979<br>0.04979 | 2.6575e-06<br>2.6575e-06 |
| 4.00 | 0.01832<br>0.01832   | 0.01832<br>0.01832 | 1.9472e-06<br>1.9472e-06 |
| 5.00 | 0.00674<br>0.00674   | 0.00674<br>0.00674 | 1.8392e-06<br>1.8392e-06 |

rkc4a integrator

| t    | u1 (num)<br>u2 (num) | u1 (ex)<br>u2 (ex) | diff1<br>diff2           |
|------|----------------------|--------------------|--------------------------|
| 0.00 | 0.00000<br>2.00000   | 0.00000<br>2.00000 | 0.0000e+00<br>0.0000e+00 |



|      |                    |                    |                           |
|------|--------------------|--------------------|---------------------------|
| 1.00 | 0.36783<br>0.36792 | 0.36783<br>0.36792 | -3.8034e-10<br>4.4217e-10 |
| 2.00 | 0.13534<br>0.13534 | 0.13534<br>0.13534 | 2.2707e-11<br>2.2782e-11  |
| 3.00 | 0.04979<br>0.04979 | 0.04979<br>0.04979 | 1.2551e-11<br>1.2551e-11  |
| 4.00 | 0.01832<br>0.01832 | 0.01832<br>0.01832 | 6.1563e-12<br>6.1563e-12  |
| 5.00 | 0.00674<br>0.00674 | 0.00674<br>0.00674 | 2.8310e-12<br>2.8310e-12  |

rkc4b integrator

| t    | u1 (num)<br>u2 (num) | u1 (ex)<br>u2 (ex) | diff1<br>diff2            |
|------|----------------------|--------------------|---------------------------|
| 0.00 | 0.00000<br>2.00000   | 0.00000<br>2.00000 | 0.0000e+00<br>0.0000e+00  |
| 1.00 | 0.36783<br>0.36792   | 0.36783<br>0.36792 | -1.8012e-08<br>2.0370e-08 |
| 2.00 | 0.13534<br>0.13534   | 0.13534<br>0.13534 | 1.5347e-09<br>1.5407e-09  |
| 3.00 | 0.04979<br>0.04979   | 0.04979<br>0.04979 | 7.2352e-09<br>7.2352e-09  |
| 4.00 | 0.01832<br>0.01832   | 0.01832<br>0.01832 | 5.1152e-09<br>5.1152e-09  |
| 5.00 | 0.00674<br>0.00674   | 0.00674<br>0.00674 | 1.7098e-08<br>1.7098e-08  |

rkf45a integrator

| t    | u1 (num)<br>u2 (num) | u1 (ex)<br>u2 (ex) | diff1<br>diff2           |
|------|----------------------|--------------------|--------------------------|
| 0.00 | 0.00000<br>2.00000   | 0.00000<br>2.00000 | 0.0000e+00<br>0.0000e+00 |

|      |                    |                    |                            |
|------|--------------------|--------------------|----------------------------|
| 1.00 | 0.36783<br>0.36792 | 0.36783<br>0.36792 | 4.4252e-12<br>-4.4910e-12  |
| 2.00 | 0.13534<br>0.13534 | 0.13534<br>0.13534 | -2.4120e-14<br>-2.4869e-14 |
| 3.00 | 0.04979<br>0.04979 | 0.04979<br>0.04979 | -1.3572e-14<br>-1.3593e-14 |
| 4.00 | 0.01832<br>0.01832 | 0.01832<br>0.01832 | -6.6648e-15<br>-6.6648e-15 |
| 5.00 | 0.00674<br>0.00674 | 0.00674<br>0.00674 | -3.0739e-15<br>-3.0739e-15 |

rkf45b integrator

| t    | u1 (num)<br>u2 (num) | u1 (ex)<br>u2 (ex) | diff1<br>diff2             |
|------|----------------------|--------------------|----------------------------|
| 0.00 | 0.00000<br>2.00000   | 0.00000<br>2.00000 | 0.0000e+00<br>0.0000e+00   |
| 1.00 | 0.36783<br>0.36792   | 0.36783<br>0.36792 | 8.6412e-07<br>-8.7008e-07  |
| 2.00 | 0.13534<br>0.13534   | 0.13534<br>0.13534 | -1.4522e-07<br>-1.4887e-07 |
| 3.00 | 0.04978<br>0.04978   | 0.04979<br>0.04979 | -2.1496e-06<br>-2.1386e-06 |
| 4.00 | 0.01831<br>0.01831   | 0.01832<br>0.01832 | -1.6852e-06<br>-1.4300e-06 |
| 5.00 | 0.00673<br>0.00674   | 0.00674<br>0.00674 | -3.8224e-06<br>2.1107e-06  |

Generally, the accuracy of the numerical solution meets or exceeds the tolerances set in *intpar*.

### 3.3 Programming in C++

Again, since main Program 2.3.1 and the associated header file Program 2.3.2 are unchanged in the 2x2 ODE problem, they are not listed here. *intpar*, *par*, *inital*, *deriv*, and *fprint* are listed below:

```
#include "DEF.h"
#include <iomanip.h>

/* Define file ID */
FILE *fid;

void DEF::intpar()

/* Function intpar sets the parameters to control the
integration of the 2 x 2 ODE system */
{
 /* Number of ODEs */
 neqn=2;

 /* Number of output points */
 nout=6;

 /* Maximum number of steps in the interval t0 to tf */
 nsteps=100;

 /* Initial, final values of independent variable */
 t0=0.0;
 tf=1.0;

 /* Error tolerances */
 abserr=pow(10.0,-5.0);
 relerr=pow(10.0,-5.0);

 /* End of intpar */
}

void DEF::inital()

/* Function inital sets the initial condition vector for
the 2 x 2 ODE problem */
```

```
{
 /* Initial condition */
 u0[1]=0.0;
 u0[2]=2.0;

 /* End of initial */
}

void DEF::derv(double ut[], double t, double u[])

/* Function derv computes the derivative vector of the
2 x 2 ODE problem */
{

 /* Type variables */
 double a, b;

 /* Problem parameters */
 a=5.5;
 b=4.5;

 /* Derivative vector */
 ut[1]=-a*u[1]+b*u[2];
 ut[2]= b*u[1]-a*u[2];

 /* End of derv */
}

void DEF::fprint(int ncase, int neqn, double t, double u[])

/* Function fprint displays the numerical and exact
solutions to the 2 x 2 ODE problem; this function has
two override-defined functions */
{
 /* Type variables */
 double ue[3], diff[3];
 double a, b, e1, e2;

 /* Problem parameters */
 a=5.5;
 b=4.5;
```

```

/* Print a heading for the solution at t = 0 */
if(t<=0.0)
{
 /* Label for ODE integrator */
 switch(ncase)
 {
 /*Fixed step modified Euler */
 case 1:
 fprintf(fid, "\n\n euler2a integrator\n\n");
 break;

 /* Variable step modified Euler */
 case 2:
 fprintf(fid, "\n\n euler2b integrator\n\n");
 break;

 /* Fixed step classical fourth order RK */
 case 3:
 fprintf(fid, "\n\n rkc4a integrator\n\n");
 break;

 /* Variable step classical fourth order RK */
 case 4:
 fprintf(fid, "\n\n rkc4b integrator\n\n");
 break;

 /* Fixed step RK Fehlberg 45 */
 case 5:
 fprintf(fid, "\n\n rkf45a integrator\n\n");
 break;

 /* Variable step RK Fehlberg 45 */
 case 6:
 fprintf(fid, "\n\n rkf45b integrator\n\n");
 break;

 }

 /* Heading */
 fprintf(fid, "\n t u1(num) u1(ex) diff1\n");
 fprintf(fid, "\n u2(num) u2(ex) diff2\n\n");

 /* End of t = 0 heading */
}

```

```

/* Analytical solution eigenvalues*/
e1=- (a-b);
e2=- (a+b);

/* Analytical solution vector */
ue[1]=exp(e1*t)-exp(e2*t);
ue[2]=exp(e1*t)+exp(e2*t);

/* Difference between exact and numerical solutions */
diff[1]=u[1]-ue[1];
diff[2]=u[2]-ue[2];

/* Display the numerical and exact solutions, and their
difference */
fprintf(fid,"%10.2f %10.5f %10.5f %13.4e\n",t,u[1],ue[1],
 diff[1]);
fprintf(fid,"%10.2f %10.5f %10.5f %13.4e\n",t,u[2],ue[2],
 diff[2]);

/* End of fprintf */
}

void DEF::fprintf(ofstream &fout, int ncase, int neqn,
 double t, double u[])

/* Function fprintf displays the numerical and exact
solutions to the 2 x 2 ODE problem; this function has
two override-defined functions */
{
 /* Type variables */
 double ue[3], diff[3];
 double a, b, e1, e2;

 /* Problem parameters */
 a=5.5;
 b=4.5;

 /* Set printing format */
 fout<<setiosflags(ios::showpoint|ios::fixed)
 <<setprecision(7);

 /* Print a heading for the solution at t = 0 */
 if(t<=0.0)
 {

```

```

/* Label for ODE integrator */
switch(ncase)
{
 /* Fixed step modified Euler */
 case 1:
 fout<<"\n\n euler2a integrator\n";
 break;

 /* Variable step modified Euler */
 case 2:
 fout<<"\n\n euler2b integrator\n";
 break;

 /* Fixed step classical fourth order RK */
 case 3:
 fout<<"\n\n rkc4a integrator\n";
 break;

 /* Variable step classical fourth order RK */
 case 4:
 fout<<"\n\n rkc4b integrator\n";
 break;

 /* Fixed step RK Fehlberg 45 */
 case 5:
 fout<<"\n\n rkf45a integrator\n";
 break;

 /* Variable step RK Fehlberg 45 */
 case 6:
 fout<<"\n\n rkf45b integrator\n";
 break;

}

/* Heading */
fout<<endl;
fout<<" t"<<setw(18)<<"u1(num)"<<setw(11)
 <<"u1(ex)"<<setw(11)<<"diff1"<<"\n";
fout <<setw(20)<<"u2(num)"<<setw(11)
 <<"u2(ex)"<<setw(11)<<"diff2"<<"\n";

/* End of t = 0 heading */
}

```

```

/* Analytical solution eigenvalues*/
e1=- (a-b);
e2=- (a+b);

/* Analytical solution vector */
ue[1]=exp(e1*t)-exp(e2*t);
ue[2]=exp(e1*t)+exp(e2*t);

/* Difference between exact and numerical solutions */
diff[1]=u[1]-ue[1];
diff[2]=u[2]-ue[2];
fout<<endl;

/* Display the numerical and exact solutions, and their
difference */
fout<<setw(10)<<t<<setw(12)<<u[1]<<setw(12)<<ue[1]
 <<setw(12)<<diff[1]<<"\n";
fout<<setw(22) <<u[2]<<setw(12)<<ue[2]
 <<setw(12)<<diff[2]<<"\n";

/* End of fprintf */
}

```

**Program 3.3.1**

*intpar, inital, derv, and fprintf* for the solution of Equations 1.6 and 1.16

The output from the preceding routines is as follows:

euler2a integrator

| t         | u1 (num)  | u1 (ex)   | diff1     |
|-----------|-----------|-----------|-----------|
|           | u2 (num)  | u2 (ex)   | diff2     |
| 0.0000000 | 0.0000000 | 0.0000000 | 0.0000000 |
|           | 2.0000000 | 2.0000000 | 0.0000000 |
| 1.0000000 | 0.3678394 | 0.3678340 | 0.0000054 |
|           | 0.3679318 | 0.3679248 | 0.0000070 |
| 2.0000000 | 0.1353398 | 0.1353353 | 0.0000045 |
|           | 0.1353398 | 0.1353353 | 0.0000045 |
| 3.0000000 | 0.0497896 | 0.0497871 | 0.0000025 |
|           | 0.0497896 | 0.0497871 | 0.0000025 |



|           |           |           |           |
|-----------|-----------|-----------|-----------|
| 4.0000000 | 0.0183169 | 0.0183156 | 0.0000012 |
|           | 0.0183169 | 0.0183156 | 0.0000012 |

|           |           |           |           |
|-----------|-----------|-----------|-----------|
| 5.0000000 | 0.0067385 | 0.0067379 | 0.0000006 |
|           | 0.0067385 | 0.0067379 | 0.0000006 |

euler2b integrator

| t         | u1 (num)  | u1 (ex)   | diff1     |
|-----------|-----------|-----------|-----------|
|           | u2 (num)  | u2 (ex)   | diff2     |
| 0.0000000 | 0.0000000 | 0.0000000 | 0.0000000 |
|           | 2.0000000 | 2.0000000 | 0.0000000 |
| 1.0000000 | 0.3678395 | 0.3678340 | 0.0000055 |
|           | 0.3679320 | 0.3679248 | 0.0000071 |
| 2.0000000 | 0.1353399 | 0.1353353 | 0.0000046 |
|           | 0.1353399 | 0.1353353 | 0.0000046 |
| 3.0000000 | 0.0497897 | 0.0497871 | 0.0000027 |
|           | 0.0497897 | 0.0497871 | 0.0000027 |
| 4.0000000 | 0.0183176 | 0.0183156 | 0.0000019 |
|           | 0.0183176 | 0.0183156 | 0.0000019 |
| 5.0000000 | 0.0067398 | 0.0067379 | 0.0000018 |
|           | 0.0067398 | 0.0067379 | 0.0000018 |

rkc4a integrator

| t         | u1 (num)  | u1 (ex)   | diff1     |
|-----------|-----------|-----------|-----------|
|           | u2 (num)  | u2 (ex)   | diff2     |
| 0.0000000 | 0.0000000 | 0.0000000 | 0.0000000 |
|           | 2.0000000 | 2.0000000 | 0.0000000 |
| 1.0000000 | 0.3678340 | 0.3678340 | 0.0000000 |
|           | 0.3679248 | 0.3679248 | 0.0000000 |
| 2.0000000 | 0.1353353 | 0.1353353 | 0.0000000 |
|           | 0.1353353 | 0.1353353 | 0.0000000 |

|           |                        |                        |                        |
|-----------|------------------------|------------------------|------------------------|
| 3.0000000 | 0.0497871<br>0.0497871 | 0.0497871<br>0.0497871 | 0.0000000<br>0.0000000 |
| 4.0000000 | 0.0183156<br>0.0183156 | 0.0183156<br>0.0183156 | 0.0000000<br>0.0000000 |
| 5.0000000 | 0.0067379<br>0.0067379 | 0.0067379<br>0.0067379 | 0.0000000<br>0.0000000 |

rk4b integrator

| t         | u1 (num)<br>u2 (num)   | u1 (ex)<br>u2 (ex)     | diff1<br>diff2         |
|-----------|------------------------|------------------------|------------------------|
| 0.0000000 | 0.0000000<br>2.0000000 | 0.0000000<br>2.0000000 | 0.0000000<br>0.0000000 |
| 1.0000000 | 0.3678340<br>0.3679249 | 0.3678340<br>0.3679248 | 0.0000000<br>0.0000000 |
| 2.0000000 | 0.1353353<br>0.1353353 | 0.1353353<br>0.1353353 | 0.0000000<br>0.0000000 |
| 3.0000000 | 0.0497871<br>0.0497871 | 0.0497871<br>0.0497871 | 0.0000000<br>0.0000000 |
| 4.0000000 | 0.0183156<br>0.0183156 | 0.0183156<br>0.0183156 | 0.0000000<br>0.0000000 |
| 5.0000000 | 0.0067380<br>0.0067380 | 0.0067379<br>0.0067379 | 0.0000000<br>0.0000000 |

rkf45a integrator

| t         | u1 (num)<br>u2 (num)   | u1 (ex)<br>u2 (ex)     | diff1<br>diff2         |
|-----------|------------------------|------------------------|------------------------|
| 0.0000000 | 0.0000000<br>2.0000000 | 0.0000000<br>2.0000000 | 0.0000000<br>0.0000000 |
| 1.0000000 | 0.3678340<br>0.3679248 | 0.3678340<br>0.3679248 | 0.0000000<br>0.0000000 |

|           |           |           |           |
|-----------|-----------|-----------|-----------|
| 2.0000000 | 0.1353353 | 0.1353353 | 0.0000000 |
|           | 0.1353353 | 0.1353353 | 0.0000000 |
| 3.0000000 | 0.0497871 | 0.0497871 | 0.0000000 |
|           | 0.0497871 | 0.0497871 | 0.0000000 |
| 4.0000000 | 0.0183156 | 0.0183156 | 0.0000000 |
|           | 0.0183156 | 0.0183156 | 0.0000000 |
| 5.0000000 | 0.0067379 | 0.0067379 | 0.0000000 |
|           | 0.0067379 | 0.0067379 | 0.0000000 |

rkf45b integrator

| t         | u1 (num)  | u1 (ex)   | diff1     |
|-----------|-----------|-----------|-----------|
|           | u2 (num)  | u2 (ex)   | diff2     |
| 0.0000000 | 0.0000000 | 0.0000000 | 0.0000000 |
|           | 2.0000000 | 2.0000000 | 0.0000000 |
| 1.0000000 | 0.3678340 | 0.3678340 | 0.0000000 |
|           | 0.3679248 | 0.3679248 | 0.0000000 |
| 2.0000000 | 0.1353353 | 0.1353353 | 0.0000000 |
|           | 0.1353353 | 0.1353353 | 0.0000000 |
| 3.0000000 | 0.0497871 | 0.0497871 | 0.0000000 |
|           | 0.0497871 | 0.0497871 | 0.0000000 |
| 4.0000000 | 0.0183156 | 0.0183156 | 0.0000000 |
|           | 0.0183156 | 0.0183156 | 0.0000000 |
| 5.0000000 | 0.0067380 | 0.0067379 | 0.0000000 |
|           | 0.0067380 | 0.0067379 | 0.0000000 |

Generally, the accuracy of the numerical solution meets or exceeds the tolerances set in *intpar*.

---

### 3.4 Programming in Fortran

Again, since main Program 2.4.1 is unchanged in the 2x2 ODE problem, it is not listed here. *intpar*, *par*, *inital*, *dero*, and *fprint* are listed below:

```
 subroutine intpar(neqn,nout,nsteps,t0,tf,abserr,relerr)
C
C Subroutine intpar sets the parameters to control the
C integration of the 2 x 2 ODE system
C
C Double precision coding is used
 implicit double precision(a-h,o-z)
C
C Number of ODEs
 neqn=2
C
C Number of output points
 nout=6
C
C Maximum number of steps in the interval t0 to tf
 nsteps=100
C
C Initial, final values of the independent variable
 t0=0.0d0
 tf=0.2d0
C
C Error tolerances
 abserr=1.0d-05
 relerr=1.0d-05
 return
C
C End of intpar
 end

 subroutine inital(neqn,t,u0)
C
C Subroutine inital sets the initial condition vector
C for the 2 x 2 ODE problem
C
C Double precision coding is used
 implicit double precision(a-h,o-z)
C
C Size the arrays
 dimension u0(neqn)
C
C Initial condition
 u0(1)=0.0d0
 u0(2)=2.0d0
 return
```

```
C
C End of initial
 end

 subroutine par(a,b)
C
C Subroutine par sets the parameters for the 2 x 2 ODE
C problem
C
C Double precision coding is used
 implicit double precision(a-h,o-z)
C
C Problem parameters
 a=5.5d0
 b=4.5d0
 return
C
C End of par
 end

 subroutine derv(neqn,t,u,ut)
C
C Subroutine derv computes the derivative vector
C of the 2 x 2 ODE problem
C
C Double precision coding is used
 implicit double precision(a-h,o-z)
C
C Size the arrays
 dimension u(neqn), ut(neqn)
C
C Problem parameters
 call par(a,b)
C
C Derivative vector
 ut(1)=-a*u(1)+b*u(2)
 ut(2)= b*u(1)-a*u(2)
 return
C
C End of derv
 end
```

```

 subroutine fprint(no,ncase,neqn,t,u)
C
C
C Subroutine fprint displays the numerical and
C analytical solutions to the 2 x 2 ODE problem
C
C Double precision coding is used
 implicit double precision(a-h,o-z)
C
C Size the arrays
 dimension u(neqn)
C
C Problem parameters
 call par(a,b)
C
C Print a heading for the solution at t = 0
 if(t.le.0.0d0)then
C
C Label for ODE integrator
C
C Fixed step modified Euler
 if(ncase.eq.1)then
 write(no,11)
11 format(/,6x,'euler2a integrator')
C
C Variable step modified Euler
 else if(ncase.eq.2)then
 write(no,12)
12 format(/,6x,'euler2b integrator')
C
C Fixed step classical fourth order RK
 else if(ncase.eq.3)then
 write(no,13)
13 format(/,6x,'rkc4a integrator')
C
C Variable step classical fourth order RK
 else if(ncase.eq.4)then
 write(no,14)
14 format(/,6x,'rkc4b integrator')
C
C Fixed step RK Fehlberg 45
 else if(ncase.eq.5)then
 write(no,15)
15 format(/,6x,'rkf45a integrator')
C

```

```

C Variable step RK Fehlberg 45
 else if(ncase.eq.6) then
 write(no,16)
16 format(/,6x,'rkf45b integrator')
 end if
C
C Heading
 write(no,2)
2 format(/,9x,'t',3x,'u1(num)',4x,'u1(ex)',8x,'diff1',/,
1 10x,3x,'u2(num)',4x,'u2(ex)',8x,'diff2',/)
C
C End of t = 0 heading
 end if
C
C Analytical solution
 u1exact=dexp(-(a-b)*t)-dexp(-(a+b)*t)
 u2exact=dexp(-(a-b)*t)+dexp(-(a+b)*t)
C
C Difference between exact and numerical solution vectors
 diff1=u(1)-u1exact
 diff2=u(2)-u2exact
C
C Display the numerical and exact solutions,
C and their difference
 write(no,3)t,u(1),u1exact,diff1,u(2),u2exact,diff2
3 format(f10.2,2f10.5,e13.4,/,10x,2f10.5,e13.4,/)
 return
C
C End of fprint
 end

```

**Program 3.4.1**

*intpar*, *inital*, *par*, *deriv*, and *fprint* for the solution of Equations 1.6 and 1.16

The output from the preceding routines is as follows:

```

euler2a integrator

 t u1(num) u1(ex) diff1
 u2(num) u2(ex) diff2

0.00 0.00000 0.00000 0.0000E+00
 2.00000 2.00000 0.0000E+00

1.00 0.36784 0.36783 0.5354E-05
 0.36793 0.36792 0.7001E-05

```

|      |         |         |            |
|------|---------|---------|------------|
| 2.00 | 0.13534 | 0.13534 | 0.4545E-05 |
|      | 0.13534 | 0.13534 | 0.4545E-05 |
| 3.00 | 0.04979 | 0.04979 | 0.2508E-05 |
|      | 0.04979 | 0.04979 | 0.2508E-05 |
| 4.00 | 0.01832 | 0.01832 | 0.1230E-05 |
|      | 0.01832 | 0.01832 | 0.1230E-05 |
| 5.00 | 0.00674 | 0.00674 | 0.5657E-06 |
|      | 0.00674 | 0.00674 | 0.5657E-06 |

euler2b integrator

| t    | u1 (num) | u1 (ex) | diff1      |
|------|----------|---------|------------|
|      | u2 (num) | u2 (ex) | diff2      |
| 0.00 | 0.00000  | 0.00000 | 0.0000E+00 |
|      | 2.00000  | 2.00000 | 0.0000E+00 |
| 1.00 | 0.36784  | 0.36783 | 0.5456E-05 |
|      | 0.36793  | 0.36792 | 0.7136E-05 |
| 2.00 | 0.13534  | 0.13534 | 0.4632E-05 |
|      | 0.13534  | 0.13534 | 0.4632E-05 |
| 3.00 | 0.04979  | 0.04979 | 0.2658E-05 |
|      | 0.04979  | 0.04979 | 0.2658E-05 |
| 4.00 | 0.01832  | 0.01832 | 0.1947E-05 |
|      | 0.01832  | 0.01832 | 0.1947E-05 |
| 5.00 | 0.00674  | 0.00674 | 0.1839E-05 |
|      | 0.00674  | 0.00674 | 0.1839E-05 |

rkc4a integrator

| t    | u1 (num) | u1 (ex) | diff1       |
|------|----------|---------|-------------|
|      | u2 (num) | u2 (ex) | diff2       |
| 0.00 | 0.00000  | 0.00000 | 0.0000E+00  |
|      | 2.00000  | 2.00000 | 0.0000E+00  |
| 1.00 | 0.36783  | 0.36783 | -0.3803E-09 |
|      | 0.36792  | 0.36792 | 0.4422E-09  |



|      |         |         |            |
|------|---------|---------|------------|
| 2.00 | 0.13534 | 0.13534 | 0.2271E-10 |
|      | 0.13534 | 0.13534 | 0.2278E-10 |
| 3.00 | 0.04979 | 0.04979 | 0.1255E-10 |
|      | 0.04979 | 0.04979 | 0.1255E-10 |
| 4.00 | 0.01832 | 0.01832 | 0.6156E-11 |
|      | 0.01832 | 0.01832 | 0.6156E-11 |
| 5.00 | 0.00674 | 0.00674 | 0.2831E-11 |
|      | 0.00674 | 0.00674 | 0.2831E-11 |

rkc4b integrator

| t    | u1 (num) | u1 (ex) | diff1       |
|------|----------|---------|-------------|
|      | u2 (num) | u2 (ex) | diff2       |
| 0.00 | 0.00000  | 0.00000 | 0.0000E+00  |
|      | 2.00000  | 2.00000 | 0.0000E+00  |
| 1.00 | 0.36783  | 0.36783 | -0.1801E-07 |
|      | 0.36792  | 0.36792 | 0.2037E-07  |
| 2.00 | 0.13534  | 0.13534 | 0.1535E-08  |
|      | 0.13534  | 0.13534 | 0.1541E-08  |
| 3.00 | 0.04979  | 0.04979 | 0.7235E-08  |
|      | 0.04979  | 0.04979 | 0.7235E-08  |
| 4.00 | 0.01832  | 0.01832 | 0.5115E-08  |
|      | 0.01832  | 0.01832 | 0.5115E-08  |
| 5.00 | 0.00674  | 0.00674 | 0.1710E-07  |
|      | 0.00674  | 0.00674 | 0.1710E-07  |

rkf45a integrator

| t    | u1 (num) | u1 (ex) | diff1       |
|------|----------|---------|-------------|
|      | u2 (num) | u2 (ex) | diff2       |
| 0.00 | 0.00000  | 0.00000 | 0.0000E+00  |
|      | 2.00000  | 2.00000 | 0.0000E+00  |
| 1.00 | 0.36783  | 0.36783 | 0.4425E-11  |
|      | 0.36792  | 0.36792 | -0.4491E-11 |

|      |         |         |             |
|------|---------|---------|-------------|
| 2.00 | 0.13534 | 0.13534 | -0.2412E-13 |
|      | 0.13534 | 0.13534 | -0.2487E-13 |
| 3.00 | 0.04979 | 0.04979 | -0.1357E-13 |
|      | 0.04979 | 0.04979 | -0.1359E-13 |
| 4.00 | 0.01832 | 0.01832 | -0.6665E-14 |
|      | 0.01832 | 0.01832 | -0.6665E-14 |
| 5.00 | 0.00674 | 0.00674 | -0.3074E-14 |
|      | 0.00674 | 0.00674 | -0.3074E-14 |

rkf45b integrator

| t    | u1 (num) | u1 (ex) | diff1       |
|------|----------|---------|-------------|
|      | u2 (num) | u2 (ex) | diff2       |
| 0.00 | 0.00000  | 0.00000 | 0.0000E+00  |
|      | 2.00000  | 2.00000 | 0.0000E+00  |
| 1.00 | 0.36783  | 0.36783 | 0.8641E-06  |
|      | 0.36792  | 0.36792 | -0.8701E-06 |
| 2.00 | 0.13534  | 0.13534 | -0.1452E-06 |
|      | 0.13534  | 0.13534 | -0.1489E-06 |
| 3.00 | 0.04978  | 0.04979 | -0.2150E-05 |
|      | 0.04978  | 0.04979 | -0.2139E-05 |
| 4.00 | 0.01831  | 0.01832 | -0.1685E-05 |
|      | 0.01831  | 0.01832 | -0.1430E-05 |
| 5.00 | 0.00673  | 0.00674 | -0.3822E-05 |
|      | 0.00674  | 0.00674 | 0.2111E-05  |

Generally, the accuracy of the numerical solution meets or exceeds the tolerances set in *intpar*.

---

### 3.5 Programming in Java

Again, since main Program 2.5.1 and interface routines 2.5.2 are unchanged in the 2x2 ODE problem, they are not listed here. *intpar*, *par*, *inital*, *deriv*, and *fprint* are listed below:

```
/* This file is a member of the package mol */
package mol;

import mol.MOL;
import java.math.*;
import java.io.*;
import java.text.*;

public class DEF extends MOL implements ode2x2interface
{
 public DEF()
 {
 /* Integration parameters */
 this.intpar();

 /* Declare arrays */
 u0=new double[SIZE];
 u=new double[SIZE];
 e=new double[SIZE];

 /* Problem parameters */
 this.par();

 /* Initial condition vector */
 this.inital();

 }

 public void intpar()

 /* Function intpar sets the parameters to control the
 integration of the 2 x 2 ODE system */
 {
 /* Number of ODEs */
 neqn=2;

 /* Size of arrays in MOL library */
 SIZE=neqn+1;

 /* Number of output points */
 nout=6;

 /* Maximum number of steps in the interval t0 to tf */
```

```
nsteps=100;

/* Initial, final values of the independent variable */
t0=0.0;
tf=1.0;

/* Error tolerances */
abserr=Math.pow(10.0,-5.0);
relerr=Math.pow(10.0,-5.0);

/* End of inpar */
}

public void inital()

/* Function inital sets the initial condition vector for
the 2 x 2 ODE problem */
{
 u0[1]=0.0E0;
 u0[2]=2.0E0;

/* End of inital */
}

public void par()

/* Function par sets the parameters for the 2 x 2 ODE
problem */
{
 a=5.5;
 b=4.5;

/* End of par */
}

public void derv(double ut[], double t, double u[])

/* Function derv computes the derivative vector of the
2 x 2 ODE problem */
{
 /* Problem parameters */
 par();
```

```

 /* Derivative vector */
 ut[1]=-a*u[1] + b*u[2];
 ut[2]= b*u[1] - a*u[2];

/* End of derv */
}

public void fprint(PrintWriter f, int ncase, int neqn,
 double t, double u[])

/* Function fprint displays the numerical and exact
solutions to the 2 x 2 ODE problem */
{
 /* Type variables */
 double ue1, ue2;
 double diff1, diff2;
 double e1, e2;

 /* Print a heading for the solution at t = 0 */
 if(t<=0.0)
 {
 /* Label for ODE integrator */
 switch(ncase)
 {
 /*Fixed step modified Euler */
 case 1:
 f.println("\n euler2a integrator\n");
 break;

 /* Variable step modified Euler */
 case 2:
 f.println("\n euler2b integrator\n");
 break;

 /* Fixed step classical fourth order RK */
 case 3:
 f.println("\n rkc4a integrator\n");
 break;

 /* Variable step classical fourth order RK */
 case 4:
 f.println("\n rkc4b integrator\n");
 break;
 }
 }
}

```

```

 /* Fixed step RK Fehlberg 45 */
 case 5:
 f.println("\n rkf45a integrator\n");
 break;

 /* Variable step RK Fehlberg 45 */
 case 6:
 f.println("\n rkf45b integrator\n");
 break;
 }

 /* Heading */
 f.println(" t u1(num) u1(ex) diff1");
 f.println(" u2(num) u2(ex) diff2");

 /* End of t = 0 heading */
}

/* Analytical solution */
ue1=Math.exp(-(a-b)*t)-Math.exp(-(a+b)*t);
ue2=Math.exp(-(a-b)*t)+Math.exp(-(a+b)*t);

/* Difference between exact and numerical solution
vectors */
diff1=u[1]-ue1;
diff2=u[2]-ue2;

/* Display format for floating numbers */
DecimalFormat df1 = new DecimalFormat(" 0.00");
DecimalFormat df2 = new DecimalFormat("0.0000000");

/* Display the numerical and exact solutions, and their
difference */
f.println("\n"+df1.format(t)+"\t"+df2.format(u[1])
 +"\t"+df2.format(ue1)+"\t"+df2.format(diff1));
f.println(" \t"+df2.format(u[2])
 +"\t"+df2.format(ue2)+"\t"+df2.format(diff2));
/* End of fprint */
}

/* End of DEF */
}

```

**Program 3.5.1**

*intpar*, *inital*, *par*, *derv*, and *fprint* for the solution of Equations 1.6 and 1.16

The output from the preceding routines is as follows:

euler2a integrator

| t    | u1 (num)<br>u2 (num)   | u1 (ex)<br>u2 (ex)     | diff1<br>diff2         |
|------|------------------------|------------------------|------------------------|
| 0.00 | 0.0000000<br>2.0000000 | 0.0000000<br>2.0000000 | 0.0000000<br>0.0000000 |
| 1.00 | 0.3678394<br>0.3679318 | 0.3678340<br>0.3679248 | 0.0000054<br>0.0000070 |
| 2.00 | 0.1353398<br>0.1353398 | 0.1353353<br>0.1353353 | 0.0000045<br>0.0000045 |
| 3.00 | 0.0497896<br>0.0497896 | 0.0497871<br>0.0497871 | 0.0000025<br>0.0000025 |
| 4.00 | 0.0183169<br>0.0183169 | 0.0183156<br>0.0183156 | 0.0000012<br>0.0000012 |
| 5.00 | 0.0067385<br>0.0067385 | 0.0067379<br>0.0067379 | 0.0000006<br>0.0000006 |

euler2b integrator

| t    | u1 (num)<br>u2 (num)   | u1 (ex)<br>u2 (ex)     | diff1<br>diff2         |
|------|------------------------|------------------------|------------------------|
| 0.00 | 0.0000000<br>2.0000000 | 0.0000000<br>2.0000000 | 0.0000000<br>0.0000000 |
| 1.00 | 0.3678395<br>0.3679320 | 0.3678340<br>0.3679248 | 0.0000055<br>0.0000071 |
| 2.00 | 0.1353399<br>0.1353399 | 0.1353353<br>0.1353353 | 0.0000046<br>0.0000046 |
| 3.00 | 0.0497897<br>0.0497897 | 0.0497871<br>0.0497871 | 0.0000027<br>0.0000027 |

|      |           |           |           |
|------|-----------|-----------|-----------|
| 4.00 | 0.0183176 | 0.0183156 | 0.0000019 |
|      | 0.0183176 | 0.0183156 | 0.0000019 |
| 5.00 | 0.0067398 | 0.0067379 | 0.0000018 |
|      | 0.0067398 | 0.0067379 | 0.0000018 |

rkc4a integrator

| t    | u1 (num)  | u1 (ex)   | diff1      |
|------|-----------|-----------|------------|
|      | u2 (num)  | u2 (ex)   | diff2      |
| 0.00 | 0.0000000 | 0.0000000 | 0.0000000  |
|      | 2.0000000 | 2.0000000 | 0.0000000  |
| 1.00 | 0.3678340 | 0.3678340 | -0.0000000 |
|      | 0.3679248 | 0.3679248 | 0.0000000  |
| 2.00 | 0.1353353 | 0.1353353 | 0.0000000  |
|      | 0.1353353 | 0.1353353 | 0.0000000  |
| 3.00 | 0.0497871 | 0.0497871 | 0.0000000  |
|      | 0.0497871 | 0.0497871 | 0.0000000  |
| 4.00 | 0.0183156 | 0.0183156 | 0.0000000  |
|      | 0.0183156 | 0.0183156 | 0.0000000  |
| 5.00 | 0.0067379 | 0.0067379 | 0.0000000  |
|      | 0.0067379 | 0.0067379 | 0.0000000  |

rkc4b integrator

| t    | u1 (num)  | u1 (ex)   | diff1      |
|------|-----------|-----------|------------|
|      | u2 (num)  | u2 (ex)   | diff2      |
| 0.00 | 0.0000000 | 0.0000000 | 0.0000000  |
|      | 2.0000000 | 2.0000000 | 0.0000000  |
| 1.00 | 0.3678340 | 0.3678340 | -0.0000000 |
|      | 0.3679249 | 0.3679248 | 0.0000000  |
| 2.00 | 0.1353353 | 0.1353353 | 0.0000000  |
|      | 0.1353353 | 0.1353353 | 0.0000000  |



|      |           |           |           |
|------|-----------|-----------|-----------|
| 3.00 | 0.0497871 | 0.0497871 | 0.0000000 |
|      | 0.0497871 | 0.0497871 | 0.0000000 |
| 4.00 | 0.0183156 | 0.0183156 | 0.0000000 |
|      | 0.0183156 | 0.0183156 | 0.0000000 |
| 5.00 | 0.0067380 | 0.0067379 | 0.0000000 |
|      | 0.0067380 | 0.0067379 | 0.0000000 |

rkf45a integrator

| t    | u1 (num)  | u1 (ex)   | diff1      |
|------|-----------|-----------|------------|
|      | u2 (num)  | u2 (ex)   | diff2      |
| 0.00 | 0.0000000 | 0.0000000 | 0.0000000  |
|      | 2.0000000 | 2.0000000 | 0.0000000  |
| 1.00 | 0.3678340 | 0.3678340 | 0.0000000  |
|      | 0.3679248 | 0.3679248 | -0.0000000 |
| 2.00 | 0.1353353 | 0.1353353 | -0.0000000 |
|      | 0.1353353 | 0.1353353 | -0.0000000 |
| 3.00 | 0.0497871 | 0.0497871 | -0.0000000 |
|      | 0.0497871 | 0.0497871 | -0.0000000 |
| 4.00 | 0.0183156 | 0.0183156 | -0.0000000 |
|      | 0.0183156 | 0.0183156 | -0.0000000 |
| 5.00 | 0.0067379 | 0.0067379 | -0.0000000 |
|      | 0.0067379 | 0.0067379 | -0.0000000 |

rkf45b integrator

| t    | u1 (num)  | u1 (ex)   | diff1      |
|------|-----------|-----------|------------|
|      | u2 (num)  | u2 (ex)   | diff2      |
| 0.00 | 0.0000000 | 0.0000000 | 0.0000000  |
|      | 2.0000000 | 2.0000000 | 0.0000000  |
| 1.00 | 0.3678349 | 0.3678340 | 0.0000009  |
|      | 0.3679240 | 0.3679248 | -0.0000009 |

|      |           |           |            |
|------|-----------|-----------|------------|
| 2.00 | 0.1353351 | 0.1353353 | -0.0000001 |
|      | 0.1353351 | 0.1353353 | -0.0000001 |
| 3.00 | 0.0497849 | 0.0497871 | -0.0000021 |
|      | 0.0497849 | 0.0497871 | -0.0000021 |
| 4.00 | 0.0183140 | 0.0183156 | -0.0000017 |
|      | 0.0183142 | 0.0183156 | -0.0000014 |
| 5.00 | 0.0067341 | 0.0067379 | -0.0000038 |
|      | 0.0067401 | 0.0067379 | 0.0000021  |

Generally, the accuracy of the numerical solution meets or exceeds the tolerances set in *intpar*.

### 3.6 Programming in Maple

Since main Program 3.6.1 (and subordinate routines) accesses specific files by *read* statements, it is listed first:

```
> restart:
> read "c:\\odelib\\maple\\ode2x2\\ode2x2.txt";
> ode2x2();
```

#### Program 3.6.1

Maple main program *ode2x2.mws* for the numerical integration of Equations 1.6 and 1.16

```
ode2x2:=proc()
#
Main program ode2x2 computes the numerical
solution to the 2 x 2 ODE system by one of
six integrators
#
Type variables
 global neqn, nout, nsteps, t0, tf, abserr, relerr:
 local u0, u, tp, ncase, i, j:
#
Step through six integrators
 for ncase from 1 to 6 do
```

```

#
Integration parameters
 read "c:\\odelib\\maple\\ode2x2\\intpar.txt":
 intpar():
#
Size arrays
 u0:=array(1..neqn): u:=array(1..neqn):
#
Initial condition vector
 read "c:\\odelib\\maple\\ode2x2\\inital.txt":
 inital(n,t0,u0):
#
Output interval
 tp:=tf-t0:
#
Compute solution at nout output points
 for j from 1 to nout do
#
Print current solution
 read "c:\\odelib\\maple\\ode2x2\\fprint.txt":
 fprint(ncase,neqn,t0,u0):
#
Fixed step modified Euler integrator
 if (ncase = 1) then
 read "c:\\odelib\\maple\\ode2x2\\euler2a.txt":
 euler2a(neqn,t0,tf,u0,nsteps,u):
 end if:
#
Variable step modified Euler integrator
 if (ncase = 2) then
 read "c:\\odelib\\maple\\ode2x2\\euler2b.txt":
 euler2b(neqn,t0,tf,u0,nsteps,abserr,relerr,u):
 end if:
#
Fixed step classical fourth order RK integrator
 if (ncase = 3) then
 read "c:\\odelib\\maple\\ode2x2\\rk4a.txt":
 rk4a(neqn,t0,tf,u0,nsteps,u):
 end if:
#
Variable step classical fourth order RK integrator
 if (ncase = 4) then
 read "c:\\odelib\\maple\\ode2x2\\rk4b.txt":
 rk4b(neqn,t0,tf,u0,nsteps,abserr,relerr,u):
 end if:

```

```

#
Fixed step RK Fehlberg (RKF45) integrator
if (ncase = 5) then
 read "c:\\odelib\\maple\\ode2x2\\rkf45a.txt":
 rkf45a(neqn,t0,tf,u0,nsteps,u):
end if:
#
Variable step RK Fehlberg (RKF45) integrator
if (ncase = 6) then
 read "c:\\odelib\\maple\\ode2x2\\rkf45b.txt":
 rkf45b(neqn,t0,tf,u0,nsteps,abserr,relerr,u):
end if:
#
Advance solution
t0:=tf:
tf:=tf+tp:
for i from 1 to neqn do
 u0[i]:=u[i]:
end do:
#
Next output
end do:
#
Next integrator
end do:
#
End of ode2x2.txt
end:

```

**Program 3.6.2**

Maple main program *ode2x2.txt* for the numerical integration of Equations 1.6 and 1.16

Note the reference to specific files by *read* statements, e.g.,

```

#
Initial condition vector
read "c:\\odelib\\maple\\ode2x2\\inital.txt":
inital(neqn,t0,u0):

```

*intpar*, *inital*, *deriv*, and *fprint* are listed below:

```

intpar:=proc()
#
Function intpar sets the parameters to control the
integration of the 2 x 2 ODE problem

```

```

#
Type variables
 global neqn, nout, nsteps, t0, tf, abserr, relerr:
#
Number of first order ODEs
 neqn:=2:
#
Number of output points
 nout:=6:
#
Maximum number of steps in the interval t0 to tf
 nsteps:=100:
#
Initial, final values of independent variable
 t0:=0.0:
 tf:=1.0:
#
Error tolerances
 abserr:=1.0e-05:
 relerr:=1.0e-05:
#
End of intpar
 end:

inital:=proc(neqn,t,u0)
#
Procedure inital sets the initial condition vector
for the 2 x 2 ODE problem
#
 u0[1]:=0:
 u0[2]:=2:
#
End of inital
 end:

derv:=proc(neqn,t,u,ut)
#
Procedure derv computes the derivative vector
of the 2 x 2 ODE problem
#
Type variables
 global a, b:
#

```

```

Problem parameters
a:=5.5:
b:=4.5:
#
Derivative vector
ut[1]:=-a*u[1]+b*u[2]:
ut[2]:= b*u[1]-a*u[2]:
#
End of derv
end:

fprint:=proc(ncase,neqn,t,u)
#
Procedure fprint displays the numerical and
exact solutions to the 2 x 2 ODE problem
#
Type variables
global a, b:
local e1, e2, ue, diff, i:
#
Define arrays
ue:=array(1..neqn): diff:=array(1..neqn):
#
Print a heading for the solution at t = 0
if (t <= 0.0) then
#
Label for ODE integrator
#
Fixed step modified Euler
if (ncase = 1) then
printf(`\n\n euler2a integrator\n\n`);
#
Variable step modified Euler
elif (ncase = 2) then
printf(`\n\n euler2b integrator\n\n`);
#
Fixed step classical fourth order RK
elif (ncase = 3) then
printf(`\n\n rkc4a integrator\n\n`);
#
Variable step classical fourth order RK
elif (ncase = 4) then
printf(`\n\n rkc4b integrator\n\n`);

```

```

#
Fixed step RK Fehlberg 45
elif (ncase = 5) then
printf(`\n\n rkf45a integrator\n\n`);
#
Variable step RK Fehlberg 45
elif (ncase = 6) then
printf(`\n\n rkf45b integrator\n\n`);
end if:
#
Heading
printf(` t u1 u2 u1-ue1 u2-ue2\n`);
#
End of t = 0 heading
end if:
#
Numerical and analytical solution output
#
Exact solution eigenvalues
e1:--(a-b):
e2:--(a+b):
#
Analytical solution
ue[1]:=exp(e1*t)-exp(e2*t):
ue[2]:=exp(e1*t)+exp(e2*t):
#
Difference between exact and numerical solutions
for i from 1 to neqn do
diff[i]:=u[i]-ue[i]:
end do:
#
Display the numerical and exact solutions,
and their difference
printf(`%10.2f %10.5f %10.5f %10.5f %10.5f \n`,t,u[1],
u[2],diff[1],diff[2]);
#
End of fprint
end:

```

**Program 3.6.3**

*intpar*, *inital*, *deriv*, and *fprint* for the solution of Equations 1.6 and 1.16

The output from the preceding routines is as follows:

euler2a integrator

| t    | u1      | u2      | u1-ue1  | u2-ue2  |
|------|---------|---------|---------|---------|
| 0.00 | 0.00000 | 2.00000 | 0.00000 | 0.00000 |
| 1.00 | .36784  | .36793  | .00001  | .00001  |
| 2.00 | .13534  | .13534  | .00000  | .00000  |
| 3.00 | .04979  | .04979  | .00000  | .00000  |
| 4.00 | .01832  | .01832  | .00000  | .00000  |
| 5.00 | .00674  | .00674  | .00000  | .00000  |

euler2b integrator

| t    | u1      | u2      | u1-ue1  | u2-ue2  |
|------|---------|---------|---------|---------|
| 0.00 | 0.00000 | 2.00000 | 0.00000 | 0.00000 |
| 1.00 | .36784  | .36793  | .00001  | .00001  |
| 2.00 | .13534  | .13534  | .00000  | .00000  |
| 3.00 | .04979  | .04979  | .00000  | .00000  |
| 4.00 | .01832  | .01832  | .00000  | .00000  |
| 5.00 | .00674  | .00674  | .00000  | .00000  |

rkc4a integrator

| t    | u1      | u2      | u1-ue1  | u2-ue2  |
|------|---------|---------|---------|---------|
| 0.00 | 0.00000 | 2.00000 | 0.00000 | 0.00000 |
| 1.00 | .36783  | .36792  | .00000  | .00000  |
| 2.00 | .13534  | .13534  | .00000  | .00000  |
| 3.00 | .04979  | .04979  | .00000  | .00000  |
| 4.00 | .01832  | .01832  | .00000  | .00000  |
| 5.00 | .00674  | .00674  | .00000  | .00000  |

rkc4b integrator

| t    | u1      | u2      | u1-ue1  | u2-ue2  |
|------|---------|---------|---------|---------|
| 0.00 | 0.00000 | 2.00000 | 0.00000 | 0.00000 |
| 1.00 | .36783  | .36792  | -.00000 | .00000  |
| 2.00 | .13534  | .13534  | .00000  | .00000  |
| 3.00 | .04979  | .04979  | .00000  | .00000  |
| 4.00 | .01832  | .01832  | .00000  | .00000  |
| 5.00 | .00674  | .00674  | .00000  | .00000  |



rkf45a integrator

| t    | u1      | u2      | u1-ue1  | u2-ue2  |
|------|---------|---------|---------|---------|
| 0.00 | 0.00000 | 2.00000 | 0.00000 | 0.00000 |
| 1.00 | .36783  | .36792  | -.00000 | -.00000 |
| 2.00 | .13534  | .13534  | -.00000 | -.00000 |
| 3.00 | .04979  | .04979  | 0.00000 | 0.00000 |
| 4.00 | .01832  | .01832  | .00000  | .00000  |
| 5.00 | .00674  | .00674  | .00000  | .00000  |

rkf45b integrator

| t    | u1      | u2      | u1-ue1  | u2-ue2  |
|------|---------|---------|---------|---------|
| 0.00 | 0.00000 | 2.00000 | 0.00000 | 0.00000 |
| 1.00 | .36783  | .36792  | .00000  | -.00000 |
| 2.00 | .13534  | .13534  | -.00000 | -.00000 |
| 3.00 | .04978  | .04978  | -.00000 | -.00000 |
| 4.00 | .01831  | .01831  | -.00000 | -.00000 |
| 5.00 | .00674  | .00674  | -.00000 | -.00000 |

Generally, the accuracy of the numerical solution meets or exceeds the tolerances set in *intpar*.

This completes the discussion of the  $2 \times 2$  ODE problem programmed in the six languages. Basically, what we have considered is the use of the library integrations for the solution of  $n \times n$  systems of ODEs (as illustrated by the solution of the  $2 \times 2$  system).

We again point out that the preceding numerical solutions are for  $a = 5.5$ ,  $b = 4.5$  corresponding to the nonstiff case  $\lambda_1 = -1$ ,  $\lambda_2 = -10$ . As expected, this problem can be handled efficiently and with good accuracy by the six nonstiff integrators (stability is not a problem). However, for the stiff case  $a = 500, 000.5$ ,  $b = 499, 999.5$  listed after Equations 1.54, a stiff integrator should be used to efficiently handle the problem of stability. This requirement (for a stiff or implicit integrator) is discussed in some detail in Appendix C.

Thus, we emphasize that the library integrators discussed previously have limitations (as do all numerical algorithms). They are therefore intended to serve as a starting point, and to demonstrate some basic concepts and approaches. But success in solving any particular problem cannot be guaranteed in advance, and generally some experimentation with the choice of integrators and parameters (such as error tolerances) is required to arrive at a solution with acceptable accuracy and computational effort.

For example, we offer the suggestion that for a new ODE problem, a nonstiff (explicit) integrator should be tried first. Our experience has indicated that a broad spectrum of problems can be handled in this way. If the calculations appear to be excessive, possibly signaling stiffness, then a switch to a stiff integrator is a logical next step.

We now consider two problems in PDEs in the next two chapters. We shall see that the preceding techniques for ODEs can also be applied to PDEs.



# 4

---

## Solution of a Linear PDE

---

The preceding methods, e.g., the (1, 2), (2, 4) and (4, 5) RK pairs, can be applied to PDEs by using the *numerical method of lines*. Briefly, the spatial (boundary value) derivatives in the PDEs are replaced with algebraic approximations, typically *finite differences*. The resulting equations are ODEs in the initial value variable, previously designated  $t$ , so that we have an *initial value problem in ODEs*. This is exactly the problem we considered in Chapters 1 through 3.

We now illustrate this approach to PDEs through two examples: (1) a *linear PDE problem* in this chapter and (2) a *nonlinear PDE problem* in the next chapter. The linear PDE problem is just Fourier's second law, which is also called the *heat conduction equation*:

$$\frac{\partial u}{\partial t} = \frac{\partial^2 u}{\partial x^2} \quad (4.1)$$

Briefly, here is some terminology and associated mathematical conditions for Equation 4.1:

- $u$  is the *dependent variable*. Although Equation 4.1 typically describes the temperature distribution in a solid, and therefore  $T$  (for *temperature*) would seem a more logical name for the dependent variable, by convention, at least in much of the mathematical literature,  $u$  is used for a PDE dependent variable.
- $x$  and  $t$  are the *independent variables*. There are two types of such independent variables:
  - $x$  is a *spatial* or *boundary value (BV)* variable. As these names imply,  $x$  defines a spatial scale, i.e., a distance. Also, our physical world is three dimensional, so Equation 4.1 is a *one-dimensional (1D) approximation*. Such an approximation might seem unrealistic (since the world is three dimensional), but there are often circumstances under which a 1D (or 2D) approximation is quite adequate; we do not go into

details here, but the use of a *lower-dimensional* approximation is quite common.

- $t$  is an *initial value* (IV) variable, generally time.
- The features that distinguish IV from BV variables are considered subsequently.
- Equation 4.1 is *linear* since the dependent variable  $u$  is to the first power. In other words, Equation 4.1 is *first degree*.
- Equation 4.1 might appear to not be linear or first degree because of the derivative  $\partial^2 u / \partial x^2$ . However, this is a second-order derivative. In other words, Equation 4.1 is *first degree (linear) and second order (in  $x$ )*. It is easy to confuse order and degree!
- Equation 4.1 is a *parabolic* PDE. This *geometric classification* is one of three possibilities: *elliptic*, *parabolic*, or *hyperbolic*. We do not get into the details of this classification of PDEs, but it is quite important in understanding the properties of the PDE solution and in the selection of numerical methods for the calculation of numerical solutions. More details of the geometric classification of PDEs, and some of the other nomenclature we are considering here, can be found in many books (e.g., Wouwer et al.,<sup>1</sup> chap. 1).
- The solution to Equation 4.1 is the *dependent variable*,  $u$ , as a function of the *independent variables*,  $x$  and  $t$ , that is  $u(x, t)$ . As in the case of the ODEs discussed in Chapters 1 through 3, the solution to a PDE might be (1) *exact* or *analytical* or (2) *numerical*.
- Since Equation 4.1 is *first order in  $t$* , it requires *one initial condition* in  $t$ , which we take as

$$u(x, 0) = u_0(x) \quad (4.2)$$

We can note the following points about this initial condition:

- The initial value independent variable is specified at *only one value*, in this case  $t = 0$ . Even if we had a system of PDEs, each requiring, an initial condition, all of the initial conditions would be specified at the *same value of the initial value independent variable*. In other words, we can think of this single value as a starting point for the solution; hence the name “initial.”
- The initial condition can be a function of the other PDE independent variables, in this case  $u_0(x)$ . For Equation 4.1, we take  $u_0(x) = \sin(\pi x)$ .
- For a PDE which is  $n$ th order in the initial value variable,  $n$  initial conditions are required. In other words, a differential equation requires a number of initial conditions equal to the *order of the highest-order derivative in the initial value independent variable*. In the case of Equation 4.1,  $n = 1$ . Also, all of the ODEs considered in Chapters 1 through 3 were first order in  $t$ , and therefore each ODE required only one initial condition.

- Since Equation 4.1 is second order in  $x$ , it requires two boundary conditions. We will take these to be

$$u(0, t) = 0 \tag{4.3}$$

$$u(1, t) = 0 \tag{4.4}$$

We can note the following about Equations 4.3 and 4.4:

- The boundary value independent variable,  $x$ , is specified at two different values,  $x = 0$  and  $x = 1$ . In other words, boundary conditions are specified at *two more values of the boundary value independent variable*, in contrast to initial conditions, which are specified at the same value of the independent variable.
- The boundary conditions could be functions of the other independent variables, e.g.,

$$u(0, t) = f_1(t), \quad u(1, t) = f_2(t) \tag{4.5}$$

For Equations 4.3 and 4.4, we have taken  $f_1(t) = f_2(t) = 0$ .

- As the name “boundary condition” implies, the values of the boundary value independent variable at which the boundary conditions are specified are often *boundaries of a physical system*.
- Whereas the initial value problem is open-ended in the sense that the range of the initial value variable (e.g.,  $t$ ) is unlimited and typically is the *semi-infinite interval*,  $0 \leq t \leq \infty$ , the range of the boundary value variable is often finite; in the case of Equations 4.3 and 4.4,  $0 \leq x \leq 1$ . However, the limits of the boundary value independent variable can be semi-infinite, e.g.,  $0 \leq x \leq \infty$  or fully *infinite*  $-\infty \leq x \leq \infty$ . This implies a physical system of infinite dimensions, which may actually be a good approximation.
- PDEs are often expressed in an alternative *subscript* notation. For example, we can express Equation 4.1 as

$$u_t = u_{xx} \tag{4.6}$$

where

- A subscript denotes a partial derivative with respect to an independent variable, e.g.,  $u_t = \partial u / \partial t$ .
- The subscript is repeated a number of times equal to the order of the derivative, e.g.,  $u_{xx} = \partial^2 u / \partial x^2$ .

This subscript notation has the advantage of simplicity in expressing the PDE and in writing the associated computer code (the use of conventional partial derivatives is avoided).

Equations 4.1 (or 4.6), 4.2, 4.3, and 4.4 constitute a complete, *well-posed* PDE problem and we can proceed to the solution,  $u(x, t)$ . To reiterate, we seek

as the solution of a system of differential equations *the dependent variables as functions of the independent variables*. We have already observed this in the case of the two preceding ODE problems, i.e., (1) Equation 1.5 for  $y(t)$  is the analytical solution to Equation 1.3 and (2) Equations 1.17 for  $[y_1(t) \ y_2(t)]^T$  are the analytical solution to Equations 1.6. We now consider the analytical and numerical solutions of Equations 4.1 to 4.4.

The analytical solution is

$$u(x, t) = \sin(\pi x)e^{-\pi^2 t} \quad (4.7)$$

Equation 4.7 can easily be verified as the solution to Equations 4.1 to 4.4:

| Equation | Term                                 | Equation 4.7                     |
|----------|--------------------------------------|----------------------------------|
| 4.1      | $\frac{\partial u}{\partial t}$      | $-\pi^2 \sin(\pi x)e^{-\pi^2 t}$ |
|          | $-\frac{\partial^2 u}{\partial x^2}$ | $\pi^2 \sin(\pi x)e^{-\pi^2 t}$  |
|          | $=0$                                 | $=0$                             |
| 4.2      | $u(x, 0)$                            | $\sin(\pi x)$                    |
| 4.3      | $u(0, t)$                            | $0$                              |
| 4.4      | $u(1, t)$                            | $0$                              |

Thus, we can use Equation 4.7 to evaluate a numerical solution to Equations 4.1 to 4.4; that is, we can compute the exact error in the numerical solution using Equation 4.7.

Before we can proceed to the calculation of a numerical solution to Equations 4.1 to 4.4, we first have to develop a method to program PDEs, and in particular, Equation 4.1. We actually faced this problem with the ODEs of Chapter 1; i.e., there is no way that a computer can accept ODEs directly (since computers can basically only do high-speed arithmetic and store the results).

In the case of ODEs, we adopted RK algorithms, which reduce the solution of ODEs to high-speed arithmetic. In other words, calculation of ODE numerical solutions required only the numerical evaluation of derivatives in the routine *deriv*, and stepping along the solution using the RK stepping formulas such as Equation 1.19 for the Euler method—note that Equation 1.19 required only the numerical value of the derivative  $dy_i/dt$  (from *deriv*), followed by multiplication by  $h$  and addition to  $y_i$ , that is, just high-speed arithmetic! In general, all of the RK methods, (1, 2), (2, 3), (2, 4), and (4, 5), ultimately require only the numerical calculation of derivatives and arithmetic.

Thus, we first must develop a method for solving PDEs using only what the computer can do. Certainly a computer is not well suited for understanding partial derivatives and generating a solution like Equation 4.7 (admittedly, computer algebra systems such as Maple can produce analytical solutions

to a limited class of PDE problems, including Equation 4.7, but we want to develop a general numerical method for PDEs that can be applied to large, complex systems of PDEs for which computer algebra systems are unable to produce analytical solutions).

To this end, we first replace the derivative  $\partial^2 u / \partial x^2$  in Equation 4.1 ( $u_{xx}$  in Equation 4.6) with a *finite difference* (FD) approximation:

$$\frac{\partial^2 u}{\partial x^2}_{x=i} = \frac{\partial^2 u_i}{\partial x^2} \simeq \frac{u_{i+1} - 2u_i + u_{i-1}}{\Delta x^2} + O(\Delta x^2), \quad i = 1, 2, \dots, n \quad (4.8)$$

We can note the following points about Equation 4.8:

- A *spatial grid* in  $x$  is defined over the interval  $0 \leq x \leq 1$ . Along this grid, the value of a particular value of  $x$  is designated with the *index*  $i$ . Thus,  $i = 1$  corresponds to  $x = 0$  and  $i = n$  corresponds to  $x = 1$ . The spacing between adjacent grid points is  $\Delta x$ . In other words,  $\Delta x = x_i - x_{i-1} = x_{i+1} - x_i$  or  $\Delta x = (1 - 0)/(n - 1)$ .
- At a particular point along the grid,  $i$ , the second-order derivative  $\partial^2 u / \partial x^2_{x=i}$  is approximated by the RHS of Equation 4.8, i.e., a *three point FD approximation* since it involves the value of  $u$  at three points,  $u_{i+1}$ ,  $u_i$ , and  $u_{i-1}$ .
- Most importantly, note that the RHS of Equation 4.8 does not have a derivative; rather, it is *entirely algebraic*, and can therefore be easily computed (since a computer does high-speed arithmetic). In other words, we have replaced the derivative  $\partial^2 u / \partial x^2$ , which a computer cannot handle, with an algebraic approximation, which a computer can easily evaluate.
- $O(\Delta x^2)$  indicates that the approximation of Equation 4.8 is *second order in  $x$* , i.e., the *truncation error of the approximation is proportional to  $\Delta x^2$* . We can therefore expect to compute more accurate values of  $\partial^2 u / \partial x^2$  from Equation 4.8 as we use more grid points (larger  $n$ , and therefore smaller  $\Delta x$ ).

If the FD approximation of Equation 4.8 is substituted in Equation 4.1, we have

$$\frac{du_i}{dt} \simeq \frac{u_{i+1} - 2u_i + u_{i-1}}{\Delta x^2}, \quad i = 1, 2, \dots, n \quad (4.9)$$

We can note the following points about Equation 4.9:

- It has only *one independent variable*,  $t$ . Thus, it is an ODE!
- Actually, Equation 4.9 represents a system of  $n$  ODEs for  $i = 1, 2, \dots, n$ . Furthermore, they are *initial value ODEs* since Equation 4.2 provides an initial condition, that is,

$$u(x_i, 0) = u_i(t) = \sin(\pi x_i), \quad i = 1, 2, \dots, n \quad (4.10)$$

Thus, we now have a system of initial value ODEs, Equation 4.9, in place of a PDE, Equation 4.1.



- Since Chapters 1 to 3 are devoted to the solution of systems of initial value ODEs, we now have methods and routines for the solution of Equations 4.9, and therefore, we can compute a numerical to PDE Equation 4.1 for comparison with the analytical solution of Equation 4.8.
- Basically all that is required is to step along the spatial grid and integrate the corresponding ODEs from Equations 4.9. For  $i = 1$ , we can apply BC (Equation 4.2) as

$$u(x_1, t) = u_1(t) = 0, \quad \frac{du_1}{dt} = 0 \quad (4.11)$$

Similarly, for  $i = n$ , BC (Equation 4.3) becomes

$$u(x_n, t) = u_n(t) = 0, \quad \frac{du_n}{dt} = 0 \quad (4.12)$$

Equations 4.11 and 4.12 merely express the fact that if the boundary values are constant ( $u_1(t) = 0, u_n(t) = 0$ ), their derivatives are zero ( $du_1/dt = 0, du_n/dt = 0$ ).

To conclude this brief discussion of the approximation of PDEs as systems of ODEs (termed the *method of lines*), we point out that FD approximations of derivatives, such as Equation 4.8, are well developed. FD approximations of any order (e.g.,  $O(\Delta x^2)$ ) for derivatives of any order (e.g.,  $\partial^2 u / \partial x^2$ ) are readily available.<sup>2-4</sup> use an  $O(\Delta x^4)$  approximation of  $\partial^2 u / \partial x^2$  as discussed in Appendix D.

We now proceed to the calculation of a numerical solution to Equations 4.1 to 4.4 using the six languages, starting with MATLAB. In each case, we use Equation 4.7 to evaluate the error in the numerical solution.

## 4.1 Programming in MATLAB

A main program for the solution of the linear PDE problems, Equations 4.1 to 4.4, is the same as Program 3.1.1 and therefore is not listed here. *intpar*, *inital*, *dero*, and *fprint* are listed below followed by some discussion for each.

```
function [neqn,nout,nsteps,t0,tf,abserr,relerr]=intpar
%
% Function intpar sets the parameters to control the
% integration of the linear PDE problem
%
% Number of first order ODEs
 neqn=21;
%
```

```

% Number of output points
nout=6;
%
% Maximum number of steps in the interval t0 to tf
nsteps=100;
%
% Initial, final values of independent variable
t0=0.0;
tf=0.2;
%
% Error tolerances
abserr=1.0e-05;
relerr=1.0e-05;

```

**Program 4.1.1**

*intpar* for the solution of Equations 4.1 to 4.4

We can note the following points about *intpar*:

- The number of ODEs is 21:

```

%
% Number of first order ODEs
neqn=21;

```

In other words, we have defined a spatial grid with 21 points in using Equations 4.9. At this point, this selection of 21 is arbitrary and we will have to assess whether this is an adequate number of points, that is, *whether it gives acceptable accuracy*. Thus, we have an additional consideration that we did not have with ODEs, the *spatial discretization error* as set by the number of grid points.

- The output interval is set to 0.2:

```

%
% Initial, final values of independent variable
t0=0.0;
tf=0.2;

```

This is different from the output interval used for the preceding ODE problems ( $tf = 1.0$ ). The necessity to use a smaller output interval is suggested by the analytical solution, Equation 4.7,  $u(x, t) = \sin(\pi x)e^{-\pi^2 t}$ . The rate of change of the solution with  $t$  is determined by the exponential  $e^{-\pi^2 t}$ . If the output interval is  $tf = 0.2$ , the exponential changes only modestly (by  $e^{-\pi^2(0.2)}$  at each output) and the change in the solution with  $t$  can therefore be observed. If  $tf = 1.0$  is used, the solution would decay to a small value at the end of one interval (it would change to  $e^{-\pi^2(1)}$  of its initial value). This raises an important point; when selecting the output

interval  $tf$  in *intpar*, we must consider the *timescale* of the problem. If we underestimate the timescale (make the total time interval too small), we will miss a significant part of the solution since the solution will not be completely computed ( $tf = 0.01$  would do this with  $nout = 6$  for Equations 4.1 to 4.4); if we overestimate the timescale (make the total time interval too large), we will again miss a significant part of the solution since the solution will essentially be completely computed within the first output interval ( $tf = 1.0$  would do this with  $nout = 6$ ). Thus, we must be careful in specifying the output interval  $tf$  and the number of output points  $nout$  so as to achieve reasonable resolution of the solution in time. In other words, some *tuning of the integration parameters is required*; using values that are not well thought out will cause the integrator to fail (as we shall observe when we use the *intpar* in Program 4.1.1). In fact, *a poor choice of the integration parameters is the single most common cause of integrator failures*.

The rest of *intpar* is essentially self-explanatory (it follows from the previous discussion of the two ODE problems).

*inital* is listed below:

```
function [u]=inital(neqn,t)
%
% Function inital sets the initial condition vector
% of the linear PDE problem
%
% Problem parameters
 x1=0.0;
 xu=1.0;
%
% Initial condition
 for i=1:neqn
 x=x1+(i-1)/(neqn-1)*(xu-x1);
 u(i)=sin(pi*x);
 end
```

### Program 4.1.2

*inital* for the solution of Equations 4.1 to 4.4

*inital* is an implementation of IC Equation 4.10. We can note the following points:

- The initial condition function,  $u(x_i, 0) = \sin(\pi x_i)$ , is computed over the grid in  $x$  using the *for* loop

```

%
% Initial condition
for i=1:neqn
 x=xl+(i-1)/(neqn-1)*(xu-xl);
 u(i)=sin(pi*x);
end

```

Note that  $x$  covers the interval  $0 \leq x \leq 1$ .

- $\pi$  is a predefined constant in MATLAB so it does not have to be assigned a numerical value (this is not the case in most of the other programming languages).

Thus, the 21 starting (initial) values of  $u(x, 0)$  have been assigned and we can now consider the 21 ODEs from Equations 4.9, which are programmed in *deriv*:

```

function [ut]=deriv(neqn,t,u)
%
% Function deriv computes the derivative vector
% of the linear PDE problem
%
% Problem parameters
xl=0.0;
xu=1.0;
%
% BC at x = 0
ut(1)=0.0;
%
% BC at x = 1
ut(neqn)=0.0;
%
% Interior points
dx=(xu-xl)/(neqn-1);
dxs=dx*dx;
for i=2:neqn-1
 ut(i)=(u(i+1)-2.0*u(i)+u(i-1))/dxs;
end

```

### Program 4.1.3

*deriv* for the solution of Equations 4.1 to 4.4

We can note the following points about *deriv*:

- The boundary values of  $x$  are first set:

```

%
% Problem parameters
xl=0.0;
xu=1.0;

```

- ODEs 4.11 and 4.12 are then programmed (here we make good use of the subscript notation of Equation 4.6 for partial derivatives, i.e.,  $\partial u / \partial t = u_t \leftrightarrow ut(i)$ ):

```
%
% BC at x = 0
 ut(1)=0.0;
%
% BC at x = 1
 ut(neqn)=0.0;
```

- The remaining ODEs for  $i = 2, 3, \dots, neqn - 1$  are then programmed in a *for* loop according to Equation 4.9:

```
%
% Interior points
 dx=(xu-xl)/(neqn-1);
 dxs=dx*dx;
 for i=2:neqn-1
 ut(i)=(u(i+1)-2.0*u(i)+u(i-1))/dxs;
 end
```

At the end of *deriv*, all 21 ODEs of Equation 4.9 are programmed. These 21 derivatives ( $ut(i)$ ) are then returned to one of the ODE integrators, *euler2a* to *rkf45b*, to take the next step along the solution. In this way, the complete solution to Equations 4.1 to 4.4 is computed through  $t$  and  $x$ , that is, we have  $u(x, t)$  in numerical form.

This numerical solution is displayed by *fprint*:

```
function [out]=fprint(ncase,neqn,t,u)
%
% Function fprint displays the numerical and exact
% solutions to the linear PDE problem
%
% Declare global variables
 global nsteps;
%
% Return current value of independent variable
% (MATLAB requires at least one return argument)
 out=t;
%
% Problem parameters
 xl=0.0;
 xu=1.0;
%
```

```

% Print a heading for the solution at t = 0
if(t<=0.0)
%
% Label for ODE integrator
%
% Fixed step modified Euler
if(ncase==1)
 fprintf('\n\n euler2a integrator\n\n');
%
% Variable step modified Euler
elseif(ncase==2)
 fprintf('\n\n euler2b integrator\n\n');
%
% Fixed step classical fourth order RK
elseif(ncase==3)
 fprintf('\n\n rk4a integrator\n\n');
%
% Variable step classical fourth order RK
elseif(ncase==4)
 fprintf('\n\n rk4b integrator\n\n');
%
% Fixed step RK Fehlberg 45
elseif(ncase==5)
 fprintf('\n\n rkf45a integrator\n\n');
%
% Variable step RK Fehlberg 45
elseif(ncase==6)
 fprintf('\n\n rkf45b integrator\n\n');
end
%
% Heading
fprintf(' ncase = %2d neqn = %2d
 nsteps = %3d \n\n',ncase,neqn,nsteps);
fprintf(' t u(num) u(exact) diff\n');
%
% End of t = 0 heading
end
%
% Numerical and analytical solution output
%
% Midpoint value of x
x=(xu-xl)/2.0;
%
% Analytical solution at midpoint
ue=exp(-pi*pi*t)*sin(pi*x);

```

```

%
% Grid index of midpoint
% im=round((neqn+1)/2);
%
% Display the numerical and exact solutions,
% and their difference
% fprintf('%5.2f %11.6f %11.6f %13.4e\n',t,u(im),ue,
% u(im)-ue);

```

#### Program 4.1.4

*fprint* for the solution of Equations 4.1 to 4.4

*fprint* has the same function as the previous *fprint* routines for the two ODE problems, i.e.,

- Labeling of the ODE integrator
- Calculation of the analytical or exact solution (*ue* from Equation 4.7)
- Display of the numerical and analytical solutions, and their difference ( $u(im) - ue$ ) (note that this comparison is made at the midpoint value  $x = 1/2$ )

This completes the programming of Equations 4.1 to 4.4 (or Equations 4.9). Execution of this program produced some interesting and unexpected results. First, the solution was unstable. This instability was apparent since the displayed numbers either (1) overflowed the formats of the *fprintf* statement in *fprint* or (2) produced *NAN* (*not a number*).

Thus, the stability analysis of Chapter 1 becomes quite relevant. Recall in Section 1.7 that the explicit RK methods discussed in Chapter 1 have a stability limit. For example, for the Euler method,  $|\lambda h| < 2$  set the maximum value of *h* for which an Euler integration remains stable. In the present case of the linear PDE approximated by Equation 4.9, this stability limit has apparently been reached (or exceeded).

To test this idea, we executed the program again with *nsteps* in *intpar* increased from 100 to 250 (so that *h* could be reduced by a factor of 100/250). This reduction in *nsteps* was, in fact, enough to stabilize the solution, which is listed below:

```
euler2a integrator
```

```
ncase = 1 neqn = 21 nsteps = 250
```

| t    | u(num)   | u(exact) | diff       |
|------|----------|----------|------------|
| 0.00 | 1.000000 | 1.000000 | 0.0000e+00 |
| 0.20 | 0.139478 | 0.138911 | 5.6734e-04 |
| 0.40 | 0.019454 | 0.019296 | 1.5794e-04 |

|      |          |          |            |
|------|----------|----------|------------|
| 0.60 | 0.002713 | 0.002680 | 3.2977e-05 |
| 0.80 | 0.000378 | 0.000372 | 6.1203e-06 |
| 1.00 | 0.000053 | 0.000052 | 1.0649e-06 |

euler2b integrator

ncase = 2 neqn = 21 nsteps = 250

| t    | u(num)   | u(exact) | diff       |
|------|----------|----------|------------|
| 0.00 | 1.000000 | 1.000000 | 0.0000e+00 |
| 0.20 | 0.139530 | 0.138911 | 6.1893e-04 |
| 0.40 | 0.019464 | 0.019296 | 1.6763e-04 |
| 0.60 | 0.002719 | 0.002680 | 3.8243e-05 |
| 0.80 | 0.000382 | 0.000372 | 9.2987e-06 |
| 1.00 | 0.000059 | 0.000052 | 7.0554e-06 |

rkc4a integrator

ncase = 3 neqn = 21 nsteps = 250

| t    | u(num)   | u(exact) | diff       |
|------|----------|----------|------------|
| 0.00 | 1.000000 | 1.000000 | 0.0000e+00 |
| 0.20 | 0.139476 | 0.138911 | 5.6448e-04 |
| 0.40 | 0.019453 | 0.019296 | 1.5714e-04 |
| 0.60 | 0.002713 | 0.002680 | 3.2810e-05 |
| 0.80 | 0.000378 | 0.000372 | 6.0893e-06 |
| 1.00 | 0.000053 | 0.000052 | 1.0595e-06 |

rkc4b integrator

ncase = 4 neqn = 21 nsteps = 250

| t    | u(num)   | u(exact) | diff       |
|------|----------|----------|------------|
| 0.00 | 1.000000 | 1.000000 | 0.0000e+00 |
| 0.20 | 0.139479 | 0.138911 | 5.6748e-04 |
| 0.40 | 0.019454 | 0.019296 | 1.5742e-04 |
| 0.60 | 0.002714 | 0.002680 | 3.3680e-05 |
| 0.80 | 0.000380 | 0.000372 | 7.3932e-06 |
| 1.00 | 0.000054 | 0.000052 | 2.0762e-06 |



rkf45a integrator

ncase = 5    neqn = 21    nsteps = 250

| t    | u(num)   | u(exact) | diff       |
|------|----------|----------|------------|
| 0.00 | 1.000000 | 1.000000 | 0.0000e+00 |
| 0.20 | 0.139476 | 0.138911 | 5.6448e-04 |
| 0.40 | 0.019453 | 0.019296 | 1.5714e-04 |
| 0.60 | 0.002713 | 0.002680 | 3.2810e-05 |
| 0.80 | 0.000378 | 0.000372 | 6.0893e-06 |
| 1.00 | 0.000053 | 0.000052 | 1.0595e-06 |

rkf45b integrator

ncase = 6    neqn = 21    nsteps = 250

| t    | u(num)   | u(exact) | diff        |
|------|----------|----------|-------------|
| 0.00 | 1.000000 | 1.000000 | 0.0000e+00  |
| 0.20 | 0.139484 | 0.138911 | 5.7324e-04  |
| 0.40 | 0.019453 | 0.019296 | 1.5714e-04  |
| 0.60 | 0.002713 | 0.002680 | 3.2809e-05  |
| 0.80 | 0.000378 | 0.000372 | 6.0901e-06  |
| 1.00 | 0.000051 | 0.000052 | -5.0979e-07 |

However, we note that the numerical solution does not meet the error criteria set in *intpar*

```
%
% Error tolerances
abserr=1.0e-05;
relerr=1.0e-05;
```

For example, from *euler2a*, the following output has errors (*diff*) that exceed the error tolerances:

| t    | u(num)   | u(exact) | diff       |
|------|----------|----------|------------|
| 0.00 | 1.000000 | 1.000000 | 0.0000e+00 |
| 0.20 | 0.139478 | 0.138911 | 5.6734e-04 |
| 0.40 | 0.019454 | 0.019296 | 1.5794e-04 |
| 0.60 | 0.002713 | 0.002680 | 3.2977e-05 |

However, this does not mean that *euler2a* did not integrate correctly because now we have a second source of error in the numerical solution, the *spatial discretization error* from the FD approximation of Equation 4.8.

To investigate this possible explanation for the errors in the output, the preceding MATLAB program was executed with  $neqn = 31$  in *intpar* (31 grid points). Again the solution became unstable, and it was necessary to increase *nsteps* to 500. When this was done, the output listed below resulted:

euler2a integrator

ncase = 1 neqn = 31 nsteps = 500

| t    | u(num)   | u(exact) | diff       |
|------|----------|----------|------------|
| 0.00 | 1.000000 | 1.000000 | 0.0000e+00 |
| 0.20 | 0.139163 | 0.138911 | 2.5143e-04 |
| 0.40 | 0.019366 | 0.019296 | 6.9915e-05 |
| 0.60 | 0.002695 | 0.002680 | 1.4581e-05 |
| 0.80 | 0.000375 | 0.000372 | 2.7031e-06 |
| 1.00 | 0.000052 | 0.000052 | 4.6979e-07 |

euler2b integrator

ncase = 2 neqn = 31 nsteps = 500

| t    | u(num)   | u(exact) | diff        |
|------|----------|----------|-------------|
| 0.00 | 1.000000 | 1.000000 | 0.0000e+00  |
| 0.20 | 0.139182 | 0.138911 | 2.7122e-04  |
| 0.40 | 0.019369 | 0.019296 | 7.3151e-05  |
| 0.60 | 0.002695 | 0.002680 | 1.4604e-05  |
| 0.80 | 0.000365 | 0.000372 | -6.9759e-06 |
| 1.00 | 0.000042 | 0.000052 | -1.0031e-05 |

rkc4a integrator

ncase = 3 neqn = 31 nsteps = 500

| t    | u(num)   | u(exact) | diff       |
|------|----------|----------|------------|
| 0.00 | 1.000000 | 1.000000 | 0.0000e+00 |
| 0.20 | 0.139162 | 0.138911 | 2.5071e-04 |
| 0.40 | 0.019366 | 0.019296 | 6.9716e-05 |
| 0.60 | 0.002695 | 0.002680 | 1.4540e-05 |
| 0.80 | 0.000375 | 0.000372 | 2.6954e-06 |
| 1.00 | 0.000052 | 0.000052 | 4.6845e-07 |

rkc4b integrator

ncase = 4 neqn = 31 nsteps = 500

| t    | u(num)   | u(exact) | diff        |
|------|----------|----------|-------------|
| 0.00 | 1.000000 | 1.000000 | 0.0000e+00  |
| 0.20 | 0.139159 | 0.138911 | 2.4782e-04  |
| 0.40 | 0.019221 | 0.019296 | -7.5061e-05 |
| 0.60 | 0.002698 | 0.002680 | 1.7490e-05  |
| 0.80 | 0.000327 | 0.000372 | -4.4904e-05 |
| 1.00 | 0.000042 | 0.000052 | -9.3554e-06 |

rkf45a integrator

ncase = 5 neqn = 31 nsteps = 500

| t    | u(num)   | u(exact) | diff       |
|------|----------|----------|------------|
| 0.00 | 1.000000 | 1.000000 | 0.0000e+00 |
| 0.20 | 0.139162 | 0.138911 | 2.5071e-04 |
| 0.40 | 0.019366 | 0.019296 | 6.9716e-05 |
| 0.60 | 0.002695 | 0.002680 | 1.4540e-05 |
| 0.80 | 0.000375 | 0.000372 | 2.6954e-06 |
| 1.00 | 0.000052 | 0.000052 | 4.6845e-07 |

rkf45b integrator

ncase = 6 neqn = 31 nsteps = 500

| t    | u(num)   | u(exact) | diff       |
|------|----------|----------|------------|
| 0.00 | 1.000000 | 1.000000 | 0.0000e+00 |
| 0.20 | 0.139161 | 0.138911 | 2.5000e-04 |
| 0.40 | 0.019368 | 0.019296 | 7.1557e-05 |
| 0.60 | 0.002690 | 0.002680 | 9.5294e-06 |
| 0.80 | 0.000389 | 0.000372 | 1.6293e-05 |
| 1.00 | 0.000052 | 0.000052 | 6.4318e-08 |

Note now that the errors are smaller, e.g., for *euler2a*;

neqn = 21

| t    | u(num)   | u(exact) | diff       |
|------|----------|----------|------------|
| 0.00 | 1.000000 | 1.000000 | 0.0000e+00 |
| 0.20 | 0.139478 | 0.138911 | 5.6734e-04 |

```

0.40 0.019454 0.019296 1.5794e-04
0.60 0.002713 0.002680 3.2977e-05

```

neqn = 31

```

 t u (num) u (exact) diff
0.00 1.000000 1.000000 0.0000e+00
0.20 0.139163 0.138911 2.5143e-04
0.40 0.019366 0.019296 6.9915e-05
0.60 0.002695 0.002680 1.4581e-05

```

Since the FD approximation of Equation 4.8 is  $O(\Delta x^2)$ , we can estimate the error  $\epsilon_{31}$  for  $neqn = 31$  from the error  $\epsilon_{21}$  for  $neqn = 21$ :

$$\epsilon_{31} = c_{31} \Delta x_{31}^2$$

$$\epsilon_{21} = c_{21} \Delta x_{21}^2$$

Division of one equation by the other, assuming  $c_{21} = c_{31}$  gives

$$\frac{\epsilon_{31}}{\epsilon_{21}} = \frac{\Delta x_{31}^2}{\Delta x_{21}^2}$$

and therefore

$$\epsilon_{31} = \epsilon_{21} \left[ \frac{\Delta x_{31}}{\Delta x_{21}} \right]^2$$

We can apply this result to estimate  $\epsilon_{31}$ . For  $neqn = 21$ ,  $\Delta x_{21} = (1 - 0)/(21 - 1)$  and for  $neqn = 31$ ,  $\Delta x_{31} = (1 - 0)/(31 - 1)$ . Therefore,  $\Delta x_{31}/\Delta x_{21} = (21 - 1)/(31 - 1)$ . For  $t = 0.20$  (using numbers from the preceding output)

$$5.6734e - 04 \times [(21 - 1)/(31 - 1)]^2 = 2.5219e - 04 \simeq 2.5143e - 04$$

Thus, we can infer that the errors above the error tolerances set in *intpar* are due to the *spatial gridding or discretization*, i.e., the choice of a low value of *neqn*. In other words, if the integration *t* contributed a significant error to the preceding output, the  $O(\Delta x^2)$  analysis would not necessarily give these consistent numerical results.

This conclusion was explored further by computing a solution at  $neqn = 41$  (and  $nsteps = 500$ ) in *intpar*. Again the solution became unstable, but by using  $nsteps = 1000$ , the solution stabilized to the values indicated below:

euler2a integrator

ncase = 1    neqn = 41    nsteps = 1000

| t    | u(num)   | u(exact) | diff       |
|------|----------|----------|------------|
| 0.00 | 1.000000 | 1.000000 | 0.0000e+00 |
| 0.20 | 0.139052 | 0.138911 | 1.4117e-04 |
| 0.40 | 0.019336 | 0.019296 | 3.9240e-05 |
| 0.60 | 0.002689 | 0.002680 | 8.1805e-06 |
| 0.80 | 0.000374 | 0.000372 | 1.5159e-06 |
| 1.00 | 0.000052 | 0.000052 | 2.6336e-07 |

euler2b integrator

ncase = 2    neqn = 41    nsteps = 1000

| t    | u(num)   | u(exact) | diff        |
|------|----------|----------|-------------|
| 0.00 | 1.000000 | 1.000000 | 0.0000e+00  |
| 0.20 | 0.139235 | 0.138911 | 3.2417e-04  |
| 0.40 | 0.019400 | 0.019296 | 1.0374e-04  |
| 0.60 | 0.002701 | 0.002680 | 2.0959e-05  |
| 0.80 | 0.000374 | 0.000372 | 1.9047e-06  |
| 1.00 | 0.000046 | 0.000052 | -5.8058e-06 |

rkc4a integrator

ncase = 3    neqn = 41    nsteps = 1000

| t    | u(num)   | u(exact) | diff       |
|------|----------|----------|------------|
| 0.00 | 1.000000 | 1.000000 | 0.0000e+00 |
| 0.20 | 0.139052 | 0.138911 | 1.4099e-04 |
| 0.40 | 0.019335 | 0.019296 | 3.9191e-05 |
| 0.60 | 0.002689 | 0.002680 | 8.1702e-06 |
| 0.80 | 0.000374 | 0.000372 | 1.5140e-06 |
| 1.00 | 0.000052 | 0.000052 | 2.6302e-07 |

rkc4b integrator

ncase = 4    neqn = 41    nsteps = 1000

| t    | u(num)   | u(exact) | diff       |
|------|----------|----------|------------|
| 0.00 | 1.000000 | 1.000000 | 0.0000e+00 |
| 0.20 | 0.139118 | 0.138911 | 2.0675e-04 |

|      |          |          |             |
|------|----------|----------|-------------|
| 0.40 | 0.019292 | 0.019296 | -4.3926e-06 |
| 0.60 | 0.002700 | 0.002680 | 1.9308e-05  |
| 0.80 | 0.000376 | 0.000372 | 3.3049e-06  |
| 1.00 | 0.000052 | 0.000052 | -1.4026e-08 |

rkf45a integrator

ncase = 5 neqn = 41 nsteps = 1000

| t    | u(num)   | u(exact) | diff       |
|------|----------|----------|------------|
| 0.00 | 1.000000 | 1.000000 | 0.0000e+00 |
| 0.20 | 0.139052 | 0.138911 | 1.4099e-04 |
| 0.40 | 0.019335 | 0.019296 | 3.9191e-05 |
| 0.60 | 0.002689 | 0.002680 | 8.1702e-06 |
| 0.80 | 0.000374 | 0.000372 | 1.5140e-06 |
| 1.00 | 0.000052 | 0.000052 | 2.6302e-07 |

rkf45b integrator

ncase = 6 neqn = 41 nsteps = 1000

| t    | u(num)   | u(exact) | diff        |
|------|----------|----------|-------------|
| 0.00 | 1.000000 | 1.000000 | 0.0000e+00  |
| 0.20 | 0.139052 | 0.138911 | 1.4091e-04  |
| 0.40 | 0.019340 | 0.019296 | 4.4135e-05  |
| 0.60 | 0.002694 | 0.002680 | 1.3738e-05  |
| 0.80 | 0.000381 | 0.000372 | 9.0848e-06  |
| 1.00 | 0.000048 | 0.000052 | -3.6816e-06 |

Again, the errors are reduced below those for  $neqn = 21$  and  $neqn = 31$ :

neqn = 21

| t    | u(num)   | u(exact) | diff       |
|------|----------|----------|------------|
| 0.00 | 1.000000 | 1.000000 | 0.0000e+00 |
| 0.20 | 0.139478 | 0.138911 | 5.6734e-04 |
| 0.40 | 0.019454 | 0.019296 | 1.5794e-04 |
| 0.60 | 0.002713 | 0.002680 | 3.2977e-05 |

neqn = 31

| t    | u(num)   | u(exact) | diff       |
|------|----------|----------|------------|
| 0.00 | 1.000000 | 1.000000 | 0.0000e+00 |
| 0.20 | 0.139163 | 0.138911 | 2.5143e-04 |

|      |          |          |            |
|------|----------|----------|------------|
| 0.40 | 0.019366 | 0.019296 | 6.9915e-05 |
| 0.60 | 0.002695 | 0.002680 | 1.4581e-05 |

neqn=41

| t    | u(num)   | u(exact) | diff       |
|------|----------|----------|------------|
| 0.00 | 1.000000 | 1.000000 | 0.0000e+00 |
| 0.20 | 0.139052 | 0.138911 | 1.4117e-04 |
| 0.40 | 0.019336 | 0.019296 | 3.9240e-05 |
| 0.60 | 0.002689 | 0.002680 | 8.1805e-06 |

The error analysis at  $t = 0.20$  gives

$$5.6734e - 04 \times [(21 - 1)/(41 - 1)]^2 = 1.4184e - 04 \simeq 1.4117e - 04$$

Again, this error analysis using  $O(\Delta x^2)$  is consistent with the dominant effect of the truncation errors in  $x$  (the error in  $t$  is relatively small).

To reiterate the principal points of this analysis:

- By increasing *neqn* (the number of grid points) and thereby decreasing the spatial discretization error in  $x$ , we would eventually reach a point where the truncation error in  $t$  might become comparable to the error in  $x$  (assuming we could keep the solution stable by increasing *nsteps*). In other words, *the errors in the  $x$  and  $t$  integrations occur simultaneously*.
- To restate the preceding point, we were able to perform the error analysis in this case (using  $O(\Delta x^2)$  from Equation 4.9) only because the spatial error in  $x$  dominated the solution error. We in effect varied  $\Delta x$  in Equation 4.9 (by changing *neqn*) to *estimate the spatial error* while the error due to  $h$  in the  $t$  integration remained relatively small (or at least smaller than the  $\Delta x$  error in the  $x$  integration).
- As the grid is refined in  $x$  (by increasing *neqn*), the resulting system of ODEs becomes *larger and stiffer* (the increased stiffness was apparent from the need to increase *nsteps* or reduce  $h$ ). The separation in the ODE eigenvalues is proportional to  $1/\Delta x^2$ , and as  $\Delta x$  becomes smaller (with increasing *neqn*), the *ODE eigenvalues become more widely separated* (and so the ODE system becomes stiffer).
- Thus, there is a twofold effect that increases the computational effort, *increased number of ODEs and increase in stiffness of these ODEs*. This increased computational effort to improve the accuracy in  $x$  is apparent in running the preceding program with increased *neqn*; i.e., it runs perceptibly slower.

As a second interesting observation (in addition to instability), we observed that the lower-order algorithms (in *euler2a* and *euler2b*) became unstable while the higher-order algorithms (in *rkc4a*, *rkc4b*, *rkf45a*, and *rkf45b*) generally remained stable. This effect is due to the slightly larger stability domain for the

higher-order methods, e.g.,  $|\lambda h| < 2$  for the Euler method and  $|\lambda h| < 2.785$  for the classical fourth-order RK method as determined from Equation 55c.

As a third observation, the variable step integrators, *euler2b*, *rkc4b*, and *rkc45b* executed perceptibly faster than the fixed step integrators, *euler2a*, *rkc4a*, and *rkc45a*. This can be explained by the use of the smallest integration step,  $h = (tf - t0)/nsteps$ , throughout the solution by the fixed step integrators, while the variable step integrators could increase  $h$  above this value, and thus, by taking larger steps, the solutions could be computed faster. In other words, this observation clearly demonstrates the relative computational efficiency of the variable step integrators.

To summarize the preceding observations, when numerically integrating PDEs, we must *investigate and control the errors in time and space* (e.g.,  $t$  and  $x$ ) to arrive at solutions with acceptable accuracy. This investigation usually takes the form of numerical experimentation, since in most cases, we will not have analytical solutions (like Equation 4.7) to give us the exact errors; i.e., we can only *estimate the errors in time and space*. More advanced integration algorithms in  $x$  and  $t$  could, at least in principle, adjust  $h$  and  $\Delta x$  automatically to achieve solutions of prescribed accuracy, but we should still keep in mind the requirement to control truncation errors in time and space, and to carefully examine and test the solutions.

This completes the solution of Equations 4.1 to 4.4 with MATLAB. We now proceed to equivalent solutions in the five other languages.

## 4.2 Programming in C

Since main Program 2.2.1 is unchanged in the nonlinear PDE problem, it is not listed here. The header file, *intpar*, *par*, *inital*, *derv*, and *fprint* are listed below:

```

/*

Definition of functions intpar, par, inital, derv, fprint
for the linear PDE

*/

/* Include headers */
#include <math.h>
#include <stdio.h>

/* Maximum number of ODES */
#define SIZE 500

```



```
/* Type variables as extern (global) */
extern int neqn, nout, nsteps;
extern double t0, tf, abserr, relerr;
extern double pi;
extern double xl, xu, dx, dxs;
extern FILE *fid;

/* Integration parameters */
void intpar();

/* Problem parameters */
void par();

/* Initial condition */
void inital(double u0[]);

/* Derivative vector */
void derv(double ut[], double t, double u[]);

/* Output */
void fprintf(int ncase, double t, double u[]);

#include "pdelin.h"

#define SIZE 500

/* Type global variables */

int neqn, nout, nsteps;

double t0, tf, abserr, relerr;

double pi, xl, xu, dx, dxs;

/* Define file ID */
FILE *fid;

void intpar()

/* Function intpar sets the parameters to control
the integration of the linear PDE system */
{
```

```
/* Number of ODEs */
neqn=21;

/* Number of output points */
nout=6;

/* Maximum number of steps in the interval t0 to tf */
nsteps=250;

/* Initial, final values of the independent variable */
t0=0.0;
tf=0.2;

/* Error tolerances */
abserr=pow(10.0,-5);
relerr=pow(10.0,-5);

/* End of intpar */
}

void par()

/* Function par sets the parameters for the linear
PDE problem */
{
 pi=4.0*atan(1.0);
 xl=0.0;
 xu=1.0;
 dx=(xu-xl)/(neqn-1);
 dxs=dx*dx;
}

void inital(double u0[])

/* Function inital sets the initial condition vector
for the linear PDE problem */
{
 /* Type variables */
 int i;
 double x;

 /* Problem parameters */
 par();
```

```

/* Initial condition */
for(i=1;i<=neqn;i++)
{
 x=xl+(float)(i-1)/(neqn-1)*(xu-xl);
 u0[i]=sin(pi*x);
}
/* End of initial */
}

void derv(double ut[], double t, double u[])

/* Function derv computes the derivative vector
of the linear PDE problem */
{
 /* Type variables */
 int i;

 /* Problem parameters */
 par();

 /* BC at x = xl */
 ut[1]=0.0;

 /* BC at x = xu */
 ut[neqn]=0.0;

 /* Derivative vector */
 for(i=2;i<=(neqn-1);i++)
 {
 /* Approximation to the PDE */
 ut[i]=(u[i+1]-2.0*u[i]+u[i-1])/dxs;
 }
/* End of derv */
}

void fprint(int ncase, double t, double u[])

/* Function fprint displays the numerical and exact
solutions to the linear PDE problem */
{
 /* Type variables */
 double x, ue;
 int im;

```

```

/* Print a heading for the solution at t = 0 */
if(t<=0.0)
{
 /* Label for ODE integrator */
 switch(ncase)
{
 /*Fixed step modified Euler */
 case 1:
 fprintf(fid,"\n\n euler2a integrator\n\n");
 break;

 /* Variable step modified Euler */
 case 2:
 fprintf(fid,"\n\n euler2b integrator\n\n");
 break;

 /* Fixed step classical fourth order RK */
 case 3:
 fprintf(fid,"\n\n rkc4a integrator\n\n");
 break;

 /* Variable step classical fourth order RK */
 case 4:
 fprintf(fid,"\n\n rkc4b integrator\n\n");
 break;

 /* Fixed step RK Fehlberg 45 */
 case 5:
 fprintf(fid,"\n\n rkf45a integrator\n\n");
 break;

 /* Variable step RK Fehlberg 45 */
 case 6:
 fprintf(fid,"\n\n rkf45b integrator\n\n");
 break;
 }

 /* Heading */
 fprintf(fid," ncase = %1d neqn = %3d\n\n",ncase,neqn);
 fprintf(fid," t u(0.5) ue(0.5) diff\n");

/* End of t = 0 heading */
}

```

```

/* Numerical and analytical solution output */

/* Problem parameters */
par();

/* Midpoint value of x */
x=(xu-xl)/2.0;

/* Analytical solution at midpoint */
ue=exp(-pi*pi*t)*sin(pi*x);

/* Grid index of midpoint */
im=(neqn+1)/2;

/* Display the numerical and exact solutions, and
their difference */
fprintf(fid,"%5.2f %11.6f %11.6f %13.4e\n",t,u[im],
ue,u[im]-ue);

/* End of fprint */
}

```

### Program 4.2.1

Header file, *intpar*, *par*, *inital*, *deriv*, and *fprint* for the solution of Equations 4.1 to 4.4

The preceding *intpar*, *par*, *inital*, *deriv*, and *fprint* closely parallel the analogous routines of Programs 4.1.1 to 4.1.4; therefore, no further discussion is given here, except to point out that a routine *par* was used to set the problem parameters in Program 4.2.1 while the parameters were set in each routine where they are used in Programs 4.1.2 to 4.1.4.

The output from the routines of Program 4.2.1 is listed below:

```

euler2a integrator

ncase = 1 neqn = 21

 t u(0.5) ue(0.5) diff
0.00 1.000000 1.000000 0.0000e+00
0.20 0.139478 0.138911 5.6734e-04
0.40 0.019454 0.019296 1.5794e-04
0.60 0.002713 0.002680 3.2977e-05
0.80 0.000378 0.000372 6.1203e-06
1.00 0.000053 0.000052 1.0649e-06

```

euler2b integrator

ncase = 2 neqn = 21

| t    | u(0.5)   | ue(0.5)  | diff        |
|------|----------|----------|-------------|
| 0.00 | 1.000000 | 1.000000 | 0.0000e+00  |
| 0.20 | 0.139530 | 0.138911 | 6.1894e-04  |
| 0.40 | 0.019466 | 0.019296 | 1.7004e-04  |
| 0.60 | 0.002713 | 0.002680 | 3.2297e-05  |
| 0.80 | 0.000378 | 0.000372 | 5.7139e-06  |
| 1.00 | 0.000047 | 0.000052 | -4.3060e-06 |

rkc4a integrator

ncase = 3 neqn = 21

| t    | u(0.5)   | ue(0.5)  | diff       |
|------|----------|----------|------------|
| 0.00 | 1.000000 | 1.000000 | 0.0000e+00 |
| 0.20 | 0.139476 | 0.138911 | 5.6448e-04 |
| 0.40 | 0.019453 | 0.019296 | 1.5714e-04 |
| 0.60 | 0.002713 | 0.002680 | 3.2810e-05 |
| 0.80 | 0.000378 | 0.000372 | 6.0893e-06 |
| 1.00 | 0.000053 | 0.000052 | 1.0595e-06 |

rkc4b integrator

ncase = 4 neqn = 21

| t    | u(0.5)   | ue(0.5)  | diff       |
|------|----------|----------|------------|
| 0.00 | 1.000000 | 1.000000 | 0.0000e+00 |
| 0.20 | 0.139476 | 0.138911 | 5.6480e-04 |
| 0.40 | 0.019454 | 0.019296 | 1.5815e-04 |
| 0.60 | 0.002717 | 0.002680 | 3.6838e-05 |
| 0.80 | 0.000380 | 0.000372 | 7.9663e-06 |
| 1.00 | 0.000054 | 0.000052 | 2.2905e-06 |

rkf45a integrator

ncase = 5 neqn = 21

| t    | u(0.5)   | ue(0.5)  | diff       |
|------|----------|----------|------------|
| 0.00 | 1.000000 | 1.000000 | 0.0000e+00 |
| 0.20 | 0.139476 | 0.138911 | 5.6448e-04 |

|      |          |          |            |
|------|----------|----------|------------|
| 0.40 | 0.019453 | 0.019296 | 1.5714e-04 |
| 0.60 | 0.002713 | 0.002680 | 3.2810e-05 |
| 0.80 | 0.000378 | 0.000372 | 6.0893e-06 |
| 1.00 | 0.000053 | 0.000052 | 1.0595e-06 |

rkf45b integrator

ncase = 6    neqn = 21

| t    | u(0.5)   | ue(0.5)  | diff       |
|------|----------|----------|------------|
| 0.00 | 1.000000 | 1.000000 | 0.0000e+00 |
| 0.20 | 0.139493 | 0.138911 | 5.8147e-04 |
| 0.40 | 0.019449 | 0.019296 | 1.5306e-04 |
| 0.60 | 0.002714 | 0.002680 | 3.3790e-05 |
| 0.80 | 0.000379 | 0.000372 | 6.1732e-06 |
| 1.00 | 0.000053 | 0.000052 | 1.0393e-06 |

This output is essentially the same as the MATLAB output in Section 4.1, i.e., the error tolerances in *intpar* are exceeded because of the spatial discretization errors. We now proceed to the C++ programming of the linear PDE.

---

### 4.3 Programming in C++

Again, since main Program 2.3.1 is unchanged, it is not listed here. The associated header files are listed below:

```

/*
Definition of functions intpar, inital, par, derv, fprint
for the linear PDE system
*/

#include <stdio.h>
#include <math.h>
#include "MOL.h"

/* Type variables as extern (global) */
extern FILE *fid;

```

```

class DEF:public MOL
{
 public:

 /* Integration parameters */
 void intpar();

 /* Problem parameters */
 void par();

 /* Initial condition */
 void inital();

 /* Derivative vector */
 void derv(double ut[], double t, double u[]);

 /* Output */
 void fprint(int ncase, int negn, double t, double u[]);
};

/*

 Define the common (global) variables for the
 linear PDE integration

*/

/* Maximum (default) number of ODEs */
#define SIZE 500

class MOL
{
 public:

 /* Variables for ODE integration */

 int negn, nout, nsteps;

 double t0, tf, abserr, relerr;

 double u[SIZE], u0[SIZE], e[SIZE];

```



```

/* Problem parameters */

double pi, xl, xu, dx, dxs;

```

```
};
```

### Program 4.3.1

Header files *pdelin.h* and *MOL.h* for the solution of Equations 4.1 to 4.4

*intpar*, *par*, *inital*, *derv*, and *fprint* are listed below:

```
#include "DEF.h"
```

```
void DEF::intpar()
```

```
/* Function intpar sets the parameters to control the
integration of the linear PDE system */
```

```
{
```

```
/* Number of ODEs */
```

```
neqn=21;
```

```
/* Number of output points */
```

```
nout=6;
```

```
/* Maximum number of steps in the interval t0 to tf */
```

```
nsteps=250;
```

```
/* Initial, final values of the independent variable */
```

```
t0=0.0;
```

```
tf=0.2;
```

```
/* Error tolerances */
```

```
abserr=pow(10.0,-5);
```

```
relerr=pow(10.0,-5);
```

```
/* End of intpar */
```

```
}
```

```
void DEF::par()
```

```
/* Function par sets the parameters for the linear PDE
problem */
```

```
{
```

```
pi=4.0*atan(1.0);
```

```
xl=0.0;
```

```
xu=1.0;
dx=(xu-xl)/(neqn-1);
dxs=dx*dx;
}

void DEF::inital()

/* Function inital sets the initial condition vector for
the linear PDE problem */
{
 /* Type variables */
 double x;
 int i;

 /* Initial condition */
 for(i=1;i<=neqn;i++)
 {
 x=xl+(float)(i-1)/(neqn-1)*(xu-xl);
 u0[i]=sin(pi*x);
 }

/* End of inital */
}

void DEF::derv(double ut[], double t, double u[])

/* Function derv computes the derivative vector of the
linear PDE problem */
{
 /* Type variables */
 int i;

 /* Integration parameters */
 intpar();

 /* Problem parameters */
 par();

 /* BC at x = xl */
 ut[1]=0.0;

 /* BC at x = xu */
 ut[neqn]=0.0;
```

```

/* Derivative vector */
for(i=2;i<=(neqn-1);i++)
{
 /* Approximation to the PDE */
 ut[i]=(u[i+1]-2.0*u[i]+u[i-1])/dxs;
}

/* End of derv */
}

void DEF::fprint(int ncase, int neqn, double t, double u[])

/* Function fprint displays the numerical and exact
solutions to the linear PDE problem */
{
 /* Type variables */
 double x, ue;
 int im;

 /* Problem parameters */
 par();

 /* Print a heading for the solution at t = 0 */
 if(t<=0.0)
 {
 /* Label for ODE integrator */
 switch(ncase)
 {
 /*Fixed step modified Euler */
 case 1:
 fprintf(fid,"\n\n euler2a integrator\n\n");
 break;

 /* Variable step modified Euler */
 case 2:
 fprintf(fid,"\n\n euler2b integrator\n\n");
 break;

 /* Fixed step classical fourth order RK */
 case 3:
 fprintf(fid,"\n\n rkc4a integrator\n\n");
 break;
 }
 }
}

```

```

 /* Variable step classical fourth order RK */
 case 4:
 fprintf(fid, "\n\n rkc4b integrator\n\n");
 break;

 /* Fixed step RK Fehlberg 45 */
 case 5:
 fprintf(fid, "\n\n rkf45a integrator\n\n");
 break;

 /* Variable step RK Fehlberg 45 */
 case 6:
 fprintf(fid, "\n\n rkf45b integrator\n\n");
 break;
 }

 /* Heading */
 fprintf(fid, " ncase = %1d, neqn = %2d \n\n", ncase, n);
 fprintf(fid, " t u(num) u(exact) diff\n");

/* End of t = 0 heading */
}

/* Numerical and analytical solution output */

/* Midpoint value of x */
x=(xu-xl)/2.0;

/* Analytical solution at midpoint */
ue=exp(-pi*pi*t)*sin(pi*x);

/* Grid index of midpoint */
im=(neqn+1)/2;

/* Display the numerical and exact solutions,
and their difference */
fprintf(fid, "%5.2f %11.6f %11.6f %13.4e\n", t, u[im],
 ue, u[im]-ue);

/* End of fprint */
}

```

**Program 4.3.2**

*intpar*, *par*, *inital*, *dero*, and *fprint* for the solution of Equations 4.1 to 4.4

The output from the routines of Programs 4.3.1 and 4.3.2 is listed below:

euler2a integrator

ncase = 1, neqn = 21

| t    | u(num)   | u(exact) | diff       |
|------|----------|----------|------------|
| 0.00 | 1.000000 | 1.000000 | 0.0000e+00 |
| 0.20 | 0.139478 | 0.138911 | 5.6734e-04 |
| 0.40 | 0.019454 | 0.019296 | 1.5794e-04 |
| 0.60 | 0.002713 | 0.002680 | 3.2977e-05 |
| 0.80 | 0.000378 | 0.000372 | 6.1203e-06 |
| 1.00 | 0.000053 | 0.000052 | 1.0649e-06 |

euler2b integrator

ncase = 2, neqn = 21

| t    | u(num)   | u(exact) | diff        |
|------|----------|----------|-------------|
| 0.00 | 1.000000 | 1.000000 | 0.0000e+00  |
| 0.20 | 0.139530 | 0.138911 | 6.1894e-04  |
| 0.40 | 0.019466 | 0.019296 | 1.7004e-04  |
| 0.60 | 0.002713 | 0.002680 | 3.2297e-05  |
| 0.80 | 0.000378 | 0.000372 | 5.7139e-06  |
| 1.00 | 0.000047 | 0.000052 | -4.3060e-06 |

rkc4a integrator

ncase = 3, neqn = 21

| t    | u(num)   | u(exact) | diff       |
|------|----------|----------|------------|
| 0.00 | 1.000000 | 1.000000 | 0.0000e+00 |
| 0.20 | 0.139476 | 0.138911 | 5.6448e-04 |
| 0.40 | 0.019453 | 0.019296 | 1.5714e-04 |
| 0.60 | 0.002713 | 0.002680 | 3.2810e-05 |
| 0.80 | 0.000378 | 0.000372 | 6.0893e-06 |
| 1.00 | 0.000053 | 0.000052 | 1.0595e-06 |

rkc4b integrator

ncase = 4, neqn = 21

| t    | u(num)   | u(exact) | diff       |
|------|----------|----------|------------|
| 0.00 | 1.000000 | 1.000000 | 0.0000e+00 |
| 0.20 | 0.139476 | 0.138911 | 5.6480e-04 |
| 0.40 | 0.019454 | 0.019296 | 1.5815e-04 |
| 0.60 | 0.002717 | 0.002680 | 3.6838e-05 |
| 0.80 | 0.000380 | 0.000372 | 7.9663e-06 |
| 1.00 | 0.000054 | 0.000052 | 2.2905e-06 |

rkf45a integrator

ncase = 5, neqn = 21

| t    | u(num)   | u(exact) | diff       |
|------|----------|----------|------------|
| 0.00 | 1.000000 | 1.000000 | 0.0000e+00 |
| 0.20 | 0.139476 | 0.138911 | 5.6448e-04 |
| 0.40 | 0.019453 | 0.019296 | 1.5714e-04 |
| 0.60 | 0.002713 | 0.002680 | 3.2810e-05 |
| 0.80 | 0.000378 | 0.000372 | 6.0893e-06 |
| 1.00 | 0.000053 | 0.000052 | 1.0595e-06 |

rkf45b integrator

ncase = 6, neqn = 21

| t    | u(num)   | u(exact) | diff       |
|------|----------|----------|------------|
| 0.00 | 1.000000 | 1.000000 | 0.0000e+00 |
| 0.20 | 0.139476 | 0.138911 | 5.6472e-04 |
| 0.40 | 0.019454 | 0.019296 | 1.5721e-04 |
| 0.60 | 0.002713 | 0.002680 | 3.3024e-05 |
| 0.80 | 0.000397 | 0.000372 | 2.4645e-05 |
| 1.00 | 0.000054 | 0.000052 | 1.7941e-06 |

This output is equivalent to the output from the preceding MATLAB (Section 4.1) and C (Section 4.2); i.e., the error tolerances in *intpar* are exceeded because of the spatial discretization errors. We now proceed to the Fortran programming of the linear PDE.

#### 4.4 Programming in Fortran

Again, since main Program 2.4.1 is unchanged, it is not listed here. *intpar*, *par*, *inital*, *deriv*, and *fprint* are listed below:

```

 subroutine intpar(neqn,nout,nsteps,t0,tf,abserr,relerr)
C
C Subroutine intpar sets the parameters to control the
C integration of the linear PDE problem
C
C Double precision coding is used
 implicit double precision(a-h,o-z)
C
C Number of ODEs
 neqn=21
C
C Number of output points
 nout=6
C
C Maximum number of steps in the interval t0 to tf
 nsteps=250
C
C Initial, final values of the independent variable
 t0=0.0d0
 tf=0.2d0
C
C Error tolerances
 abserr=1.0d-05
 relerr=1.0d-05
 return
C
C End of intpar
 end

 subroutine par(xl,xu,pi)
C
C Subroutine par sets the parameters for the linear
C PDE problem
C
C Double precision coding is used
 implicit double precision(a-h,o-z)
C
C Problem parameters

```

```

 xl=0.0d0
 xu=1.0d0
 pi=4.0d0*datan(1.0d0)
 return
C
C End of par
 end

 subroutine inital(neqn,t,u0)
C
C Subroutine inital sets the initial condition vector
C for the linear PDE problem
C
C Double precision coding is used
 implicit double precision(a-h,o-z)
C
C Size the arrays
 dimension u0(neqn)
C
C Problem parameters
 call par(xl,xu,pi)
C
C Initial condition
 do i=1,neqn
 x=xl+dfloat(i-1)/dfloat(neqn-1)*(xu-xl)
 u0(i)=dsin(pi*x)
 end do
 return
C
C End of inital
 end

 subroutine derv(neqn,t,u,ut)
C
C Subroutine derv computes the derivative vector
C of the linear PDE problem
C
C Double precision coding is used
 implicit double precision(a-h,l,o-z)
C
C Size the arrays
 dimension u(neqn), ut(neqn)
C

```



```

C Problem parameters
 call par(xl,xu,pi)
C
C BC at x = 0
 ut(1)=0.0d0
C
C BC at x = 1
 ut(neqn)=0.0d0
C
C Interior points
 dx=(xu-xl)/dfloat(neqn-1)
 dxs=dx*dx
 do i=2,neqn-1
 ut(i)=(u(i+1)-2.0d0*u(i)+u(i-1))/dxs
 end do
 return
C
C End of derv
 end

 subroutine fprint(no,ncase,neqn,t,u)
C
C Subroutine fprint displays the numerical and
C exact solutions to the linear PDE problem
C
C Double precision coding is used
 implicit double precision(a-h,l,o-z)
C
C Size the arrays
 dimension u(neqn)
C
C Problem parameters
 call par(xl,xu,pi)
C
C Print a heading for the solution at t = 0
 if(t.le.0.0d0)then
C
C Label for ODE integrator
C
C Fixed step modified Euler
 if(ncase.eq.1)then
 write(no,11)
 format(//,' euler2a integrator')
11
C

```

```

C Variable step modified Euler
 else if(ncase.eq.2)then
 write(no,12)
12 format(//,' euler2b integrator')
C
C Fixed step classical fourth order RK
 else if(ncase.eq.3)then
 write(no,13)
13 format(//,' rkc4a integrator')
C
C Variable step classical fourth order RK
 else if(ncase.eq.4)then
 write(no,14)
14 format(//,' rkc4b integrator')
C
C Fixed step RK Fehlberg 45
 else if(ncase.eq.5)then
 write(no,15)
15 format(//,' rkf45a integrator')
C
C Variable step RK Fehlberg 45
 else if(ncase.eq.6)then
 write(no,16)
16 format(//,' rkf45b integrator')
 end if
C
C Heading
 write(no,4)ncase,neqn
4 format(//,' ncase = ',i1,' neqn = ',i2)
 write(no,2)
2 format(//,4x,'t',4x,'u1(num)',5x,'u1(ex)',8x,'diff1',/)
C
C End of t = 0 heading
 end if
C
C Numerical and analytical solution output
C
C Midpoint value of x
 x=(xu-xl)/2.0d0
C
C Analytical solution at midpoint
 ue=dexp(-pi*pi*t)*dsin(pi*x)
C
C Grid index of midpoint
 im=dfloat((neqn+1)/2)

```

```

C
C Display the numerical and exact solutions, and their
C difference
C write(no,3)t,u(im),ue,u(im)-ue
3 format(f5.2,2f11.6,e13.4)
C return
C
C End of fprint
end

```

### Program 4.4.1

*intpar*, *par*, *inital*, *deriv*, and *fprint* for the solution of Equations 4.1 to 4.4

The output from the routines of Program 4.4.1 is listed below:

euler2a integrator

ncase = 1 neqn = 21

| t    | u1(num)  | u1(ex)   | diff1      |
|------|----------|----------|------------|
| 0.00 | 1.000000 | 1.000000 | 0.0000E+00 |
| 0.20 | 0.139478 | 0.138911 | 0.5673E-03 |
| 0.40 | 0.019454 | 0.019296 | 0.1579E-03 |
| 0.60 | 0.002713 | 0.002680 | 0.3298E-04 |
| 0.80 | 0.000378 | 0.000372 | 0.6120E-05 |
| 1.00 | 0.000053 | 0.000052 | 0.1065E-05 |

euler2b integrator

ncase = 2 neqn = 21

| t    | u1(num)  | u1(ex)   | diff1      |
|------|----------|----------|------------|
| 0.00 | 1.000000 | 1.000000 | 0.0000E+00 |
| 0.20 | 0.139530 | 0.138911 | 0.6189E-03 |
| 0.40 | 0.019464 | 0.019296 | 0.1678E-03 |
| 0.60 | 0.002717 | 0.002680 | 0.3661E-04 |
| 0.80 | 0.000379 | 0.000372 | 0.6835E-05 |
| 1.00 | 0.000057 | 0.000052 | 0.5205E-05 |

rkc4a integrator

ncase = 3 neqn = 21

| t    | u1(num)  | u1(ex)   | diff1      |
|------|----------|----------|------------|
| 0.00 | 1.000000 | 1.000000 | 0.0000E+00 |
| 0.20 | 0.139476 | 0.138911 | 0.5645E-03 |
| 0.40 | 0.019453 | 0.019296 | 0.1571E-03 |
| 0.60 | 0.002713 | 0.002680 | 0.3281E-04 |
| 0.80 | 0.000378 | 0.000372 | 0.6089E-05 |
| 1.00 | 0.000053 | 0.000052 | 0.1059E-05 |

rkc4b integrator

ncase = 4 neqn = 21

| t    | u1(num)  | u1(ex)   | diff1       |
|------|----------|----------|-------------|
| 0.00 | 1.000000 | 1.000000 | 0.0000E+00  |
| 0.20 | 0.139472 | 0.138911 | 0.5605E-03  |
| 0.40 | 0.019453 | 0.019296 | 0.1568E-03  |
| 0.60 | 0.002712 | 0.002680 | 0.3165E-04  |
| 0.80 | 0.000378 | 0.000372 | 0.5946E-05  |
| 1.00 | 0.000052 | 0.000052 | -0.1941E-06 |

rkf45a integrator

ncase = 5 neqn = 21

| t    | u1(num)  | u1(ex)   | diff1      |
|------|----------|----------|------------|
| 0.00 | 1.000000 | 1.000000 | 0.0000E+00 |
| 0.20 | 0.139476 | 0.138911 | 0.5645E-03 |
| 0.40 | 0.019453 | 0.019296 | 0.1571E-03 |
| 0.60 | 0.002713 | 0.002680 | 0.3281E-04 |
| 0.80 | 0.000378 | 0.000372 | 0.6089E-05 |
| 1.00 | 0.000053 | 0.000052 | 0.1059E-05 |

```
rkf45b integrator
```

```
ncase = 6 neqn = 21
```

| t    | u1(num)  | u1(ex)   | diff1      |
|------|----------|----------|------------|
| 0.00 | 1.000000 | 1.000000 | 0.0000E+00 |
| 0.20 | 0.139476 | 0.138911 | 0.5644E-03 |
| 0.40 | 0.019446 | 0.019296 | 0.1498E-03 |
| 0.60 | 0.002715 | 0.002680 | 0.3457E-04 |
| 0.80 | 0.000380 | 0.000372 | 0.7272E-05 |
| 1.00 | 0.000053 | 0.000052 | 0.1161E-05 |

This output is equivalent to the output from the preceding MATLAB (Section 4.1), C (Section 4.2), and C++ (Section 4.3); i.e., the error tolerances in *intpar* are exceeded because of the spatial discretization errors. We now proceed to the Java programming of the linear PDE.

## 4.5 Programming in Java

Again, since main Program 2.5.1 is unchanged in the linear PDE problem, it is not listed here. An interface routine is listed below:

```
/*
 Define the common (global) variables for the
 linear PDE integration
*/
package mol;

public class MOL
{
 /* Maximum (default) number of ODEs */
 public int SIZE=500;

 /* Variables for ODE integration */

 public int neqn, nout, nsteps;

 public double t0, tf, abserr, relerr;

 public double u[], u0[], e[];
```

```

/* Parameters for PDE */

public double pi, xl, xu, dx, dxs;

public MOL()
{
}
}

```

**Program 4.5.1**

Interface routine for the solution of Equations 4.1 to 4.4

*intpar*, *par*, *inital*, *derv*, and *fprint* are listed next:

```

/* This file is a member of the package mol */
package mol;

import mol.MOL;
import java.math.*;
import java.io.*;
import java.text.*;

public class DEF extends MOL implements pdelininterface
{
 public DEF()
 {
 /* Integration parameters */
 this.intpar();

 /* Declare arrays */
 u0=new double[SIZE];
 u=new double[SIZE];
 e=new double[SIZE];

 /* Problem parameters */
 this.par();

 /* Initial condition vector */
 this.inital();
 }

 public void intpar()

 /* Function intpar sets the parameters to control the
 integration of the linear PDE system */

```

```

{
 /* Number of ODEs */
 neqn=21;

 /* Size of arrays in MOL library */
 SIZE=neqn+1;

 /* Number of output points */
 nout=6;

 /* Maximum number of steps in the interval t0 to tf */
 nsteps=250;

 /* Initial, final values of the independent variable */
 t0=0.0;
 tf=0.2;

 /* Error tolerances */
 abserr=Math.pow(10.0,-5.0);
 relerr=Math.pow(10.0,-5.0);

 /* End of intpar */
}

public void par()

 /* Function par sets the parameters for the linear
 PDE problem */
 {
 pi=4.0*Math.atan(1.0);
 xl=0.0;
 xu=1.0;
 dx=(xu-xl)/(neqn-1);
 dxs=dx*dx;

 /* End of par */
 }

public void inital()

 /* Function inital sets the initial condition vector
 for the linear PDE problem */
 {

```

```

 /* Type variables */
 double x;
 int i;

 /* Initial condition */
 for(i=1;i<=neqn;i++)
 {
 x=xl+(double) (i-1)/(neqn-1)*(xu-xl);
 u0[i]=Math.sin(pi*x);
 }

 /* End of initial */
}

public void deriv(double ut[], double t, double u[])

/* Function deriv computes the derivative vector
of the linear PDE problem */
{
 /* Type variables */
 int i;

 /* Problem parameters */
 par();

 /* BC at x = xl */
 ut[1]=0.0;

 /* BC at x = xu */
 ut[neqn]=0.0;

 /* Derivative vector */
 for(i=2;i<=(neqn-1);i++)
 {
 /* Approximation to the PDE */
 ut[i]=(u[i+1]-2.0*u[i]+u[i-1])/dxs;
 }

 /* End of deriv */
}

public void fprint(PrintWriter f, int ncase, int neqn,
 double t, double u[])

```



```

/* Function fprintf displays the numerical and exact
solutions to the linear PDE problem */
{
 /* Type variables */
 double x, ue;
 int im;

 /* Print a heading for the solution at t = 0 */
 if(t<=0.0)
 {
 /* Label for ODE integrator */
 switch(ncase)
 {
 /*Fixed step modified Euler */
 case 1:
 f.println("\n\n euler2a integrator\n");
 break;

 /* Variable step modified Euler */
 case 2:
 f.println("\n\n euler2b integrator\n");
 break;

 /* Fixed step classical fourth order RK */
 case 3:
 f.println("\n\n rkc4a integrator\n");
 break;

 /* Variable step classical fourth order RK */
 case 4:
 f.println("\n\n rkc4b integrator\n");
 break;

 /* Fixed step RK Fehlberg 45 */
 case 5:
 f.println("\n\n rkf45a integrator\n");
 break;

 /* Variable step RK Fehlberg 45 */
 case 6:
 f.println("\n\n rkf45b integrator\n");
 break;
 }
 }
}

```

```

 /* Heading */
 f.println(" ncase = "+ncase+" neqn = "+neqn+"\n");
 f.println(" t u(num) u(exact) diff");

 /* End of t = 0 heading */
}

/* Numerical and analytical solution output */

/* Midpoint value of x */
x=(xu-xl)/2.0;

/* Analytical solution at midpoint */
ue=Math.exp(-pi*pi*t)*Math.sin(pi*x);

/* Grid index of midpoint */
im=(neqn+1)/2;

/* Display format for floating numbers */
DecimalFormat df1=new DecimalFormat("0.00");
DecimalFormat df2=new DecimalFormat("0.0000000000");

/* Display the numerical and exact solutions,
and their difference */
f.println(df1.format(t)+"\t"+df2.format(u[im])
 +"\t"+df2.format(ue)+"\t"+df2.format(u[im]-ue));

/* End of fprint */
}

/* End of DEF */
}

```

**Program 4.5.2**

*intpar, par, inital, derv, and fprint* for the solution of Equations 4.1 to 4.4

The output from the preceding routines is

```

euler2a integrator

ncase = 1 neqn = 21

 t u(num) u(exact) diff
0.00 1.0000000000 1.0000000000 0.0000000000
0.20 0.1394784736 0.1389111331 0.0005673405

```

|      |              |              |              |
|------|--------------|--------------|--------------|
| 0.40 | 0.0194542446 | 0.0192963029 | 0.0001579417 |
| 0.60 | 0.0027134483 | 0.0026804713 | 0.0000329770 |
| 0.80 | 0.0003784676 | 0.0003723473 | 0.0000061203 |
| 1.00 | 0.0000527881 | 0.0000517232 | 0.0000010649 |

euler2b integrator

ncase = 2 neqn = 21

| t    | u(num)       | u(exact)     | diff         |
|------|--------------|--------------|--------------|
| 0.00 | 1.0000000000 | 1.0000000000 | 0.0000000000 |
| 0.20 | 0.1395300624 | 0.1389111331 | 0.0006189292 |
| 0.40 | 0.0194641053 | 0.0192963029 | 0.0001678024 |
| 0.60 | 0.0027170826 | 0.0026804713 | 0.0000366113 |
| 0.80 | 0.0003791827 | 0.0003723473 | 0.0000068354 |
| 1.00 | 0.0000569278 | 0.0000517232 | 0.0000052046 |

rkc4a integrator

ncase = 3 neqn = 21

| t    | u(num)       | u(exact)     | diff         |
|------|--------------|--------------|--------------|
| 0.00 | 1.0000000000 | 1.0000000000 | 0.0000000000 |
| 0.20 | 0.1394756138 | 0.1389111331 | 0.0005644806 |
| 0.40 | 0.0194534468 | 0.0192963029 | 0.0001571439 |
| 0.60 | 0.0027132814 | 0.0026804713 | 0.0000328101 |
| 0.80 | 0.0003784366 | 0.0003723473 | 0.0000060893 |
| 1.00 | 0.0000527827 | 0.0000517232 | 0.0000010595 |

rkc4b integrator

ncase = 4 neqn = 21

| t    | u(num)       | u(exact)     | diff          |
|------|--------------|--------------|---------------|
| 0.00 | 1.0000000000 | 1.0000000000 | 0.0000000000  |
| 0.20 | 0.1394715959 | 0.1389111331 | 0.0005604628  |
| 0.40 | 0.0194530717 | 0.0192963029 | 0.0001567688  |
| 0.60 | 0.0027121171 | 0.0026804713 | 0.0000316458  |
| 0.80 | 0.0003782931 | 0.0003723473 | 0.0000059458  |
| 1.00 | 0.0000515291 | 0.0000517232 | -0.0000001941 |

```
rkf45a integrator

ncase = 5 neqn = 21

 t u (num) u (exact) diff
0.00 1.0000000000 1.0000000000 0.0000000000
0.20 0.1394756138 0.1389111331 0.0005644806
0.40 0.0194534468 0.0192963029 0.0001571439
0.60 0.0027132814 0.0026804713 0.0000328101
0.80 0.0003784366 0.0003723473 0.0000060893
1.00 0.0000527827 0.0000517232 0.0000010595
```

```
rkf45b integrator

ncase = 6 neqn = 21

 t u (num) u (exact) diff
0.00 1.0000000000 1.0000000000 0.0000000000
0.20 0.1394755775 0.1389111331 0.0005644444
0.40 0.0194461297 0.0192963029 0.0001498268
0.60 0.0027150369 0.0026804713 0.0000345656
0.80 0.0003796192 0.0003723473 0.0000072719
1.00 0.0000528840 0.0000517232 0.0000011608
```

This output is equivalent to the output from the preceding MATLAB (Section 4.1), C (Section 4.2), C++ (Section 4.3), and Fortran (Section 4.4); i.e., the error tolerances in *intpar* are exceeded because of the spatial discretization errors. We now proceed to the Maple programming of the linear PDE.

## 4.6 Programming in Maple

Since main Program 4.6.1 (and subordinate routines) accesses specific files by *read* statements, it is listed first:

```
> restart:

> read "c:\\odelib\\maple\\pdelin\\pdelin.txt";

> pdelin();
```

### Program 4.6.1

Maple main program *pdelin.mws* for the numerical integration of Equations 4.1 to 4.4

```

pdelin:=proc()
#
Main program pdelin computes the numerical
solution to the linear PDE system by one of
six integrators
#
Type variables
global neqn, nout, nsteps, t0, tf, abserr, relerr:
local u0, u, tp, ncase, i, j:
#
Step through six integrators
for ncase from 1 to 6 do
#
Integration parameters
read "c:\\odelib\\maple\\pdelin\\intpar.txt":
intpar():
#
Size arrays
u0:=array(1..neqn): u:=array(1..neqn):
#
Initial condition vector
read "c:\\odelib\\maple\\pdelin\\inital.txt":
inital(neqn,t0,u0):
#
Output interval
tp:=tf-t0:
#
Compute solution at nout output points
for j from 1 to nout do
#
Print current solution
read "c:\\odelib\\maple\\pdelin\\fprint.txt":
fprint(ncase,neqn,t0,u0):
#
Fixed step modified Euler integrator
if (ncase = 1) then
read "c:\\odelib\\maple\\pdelin\\euler2a.txt":
euler2a(neqn,t0,tf,u0,nsteps,u):
end if:
#
Variable step modified Euler integrator
if (ncase = 2) then
read "c:\\odelib\\maple\\pdelin\\euler2b.txt":
euler2b(neqn,t0,tf,u0,nsteps,abserr,relerr,u):
end if:

```

```

#
Fixed step classical fourth order RK integrator
if (ncase = 3) then
 read "c:\\odelib\\maple\\pdelin\\rkc4a.txt":
 rkc4a(neqn,t0,tf,u0,nsteps,u):
end if:
#
Variable step classical fourth order RK integrator
if (ncase = 4) then
 read "c:\\odelib\\maple\\pdelin\\rkc4b.txt":
 rkc4b(neqn,t0,tf,u0,nsteps,abserr,relerr,u):
end if:
#
Fixed step RK Fehlberg (RKF45) integrator
if (ncase = 5) then
 read "c:\\odelib\\maple\\pdelin\\rkf45a.txt":
 rkf45a(neqn,t0,tf,u0,nsteps,u):
end if:
#
Variable step RK Fehlberg (RKF45) integrator
if (ncase = 6) then
 read "c:\\odelib\\maple\\pdelin\\rkf45b.txt":
 rkf45b(neqn,t0,tf,u0,nsteps,abserr,relerr,u):
end if:
#
Advance solution
t0:=tf:
tf:=tf+tp:
for i from 1 to neqn do
 u0[i]:=u[i]:
end do:
#
Next output
end do:
#
Next integrator
end do:
#
End of pdelin
end:

```

**Program 4.6.2**

Maple main program *pdelin.txt* for the numerical integration of Equations 4.1 to 4.4

Note the reference to specific files by *read* statements, e.g.,

```
#
Initial condition vector
read "c:\\odelib\\maple\\pdelin\\inital.txt":
inital(neqn,t0,u0):
```

*intpar*, *inital*, *deriv*, and *fprint* are listed below:

```
intpar:=proc()
#
Function intpar sets the parameters to control the
integration of the linear PDE problem
#
Type variables
global neqn, nout, nsteps, t0, tf, abserr, relerr:
#
Number of first order ODEs
neqn:=21:
#
Number of output points
nout:=6:
#
Maximum number of steps in the interval t0 to tf
nsteps:=250:
#
Initial, final values of independent variable
t0:=0.0:
tf:=0.2:
#
Error tolerances
abserr:=1.0e-05:
relerr:=1.0e-05:
#
End of intpar
end:

inital:=proc(neqn,t,u0)
#
Function inital sets the initial condition vector
of the linear PDE problem
#
```

```

Type variables
 local xl, xu, pi, x, i:
#
Problem parameters
 xl:=0.0:
 xu:=1.0:
#
Initial condition
 pi:=evalf(Pi):
 for i from 1 to neqn do
 x:=xl+(i-1)/(neqn-1)*(xu-xl):
 u0[i]:=sin(pi*x):
 end do:
#
End of inital
end:

derv:=proc(neqn,t,u,ut)
#
Function derv computes the derivative vector
of the linear PDE problem
#
Type variables
 local xl, xu, dx, dxs, i:
#
Problem parameters
 xl:=0.0:
 xu:=1.0:
#
BC at x = 0
 ut[1]:=0.0:
#
BC at x = 1
 ut[neqn]:=0.0:
#
Interior points
 dx:=(xu-xl)/(neqn-1):
 dxs:=dx*dx:
 for i from 2 to neqn-1 do
 ut[i]:=(u[i+1]-2.0*u[i]+u[i-1])/dxs:
 end do:
#
End of derv
end:

```



```

fprint:=proc(ncase,neqn,t,u)
#
Function fprint displays the numerical and exact
solutions to the linear PDE problem
#
Type variables
 local xl, xu, x, pi, ue, im:
#
Declare global variables
 global nsteps:
#
Problem parameters
 xl:=0.0:
 xu:=1.0:
#
Print a heading for the solution at t = 0
 if (t <= 0.0) then
#
Label for ODE integrator
#
Fixed step modified Euler
 if (ncase = 1) then
 printf(`\n\n euler2a integrator\n\n`);
#
Variable step modified Euler
 elif (ncase = 2) then
 printf(`\n\n euler2b integrator\n\n`);
#
Fixed step classical fourth order RK
 elif (ncase = 3) then
 printf(`\n\n rkc4a integrator\n\n`);
#
Variable step classical fourth order RK
 elif (ncase = 4) then
 printf(`\n\n rkc4b integrator\n\n`);
#
Fixed step RK Fehlberg 45
 elif (ncase = 5) then
 printf(`\n\n rkf45a integrator\n\n`);
#
Variable step RK Fehlberg 45
 elif (ncase = 6) then
 printf(`\n\n rkf45b integrator\n\n`);
 end if:
#

```

```

Heading
printf(` ncase = %2d neqn = %2d nsteps = %3d \n\n`,
 ncase,neqn,nsteps);
printf(` t u(num) u(exact) diff\n`);
#
End of t = 0 heading
end if:
#
Numerical and analytical solution output
#
Midpoint value of x
x:=(xu-xl)/2.0:
#
Analytical solution at midpoint
pi:=evalf(Pi):
ue:=exp(-pi*pi*t)*sin(pi*x):
#
Grid index of midpoint
im:=round((neqn+1)/2):
#
Display the numerical and exact solutions,
and their difference
printf(`%5.2f %11.6f %11.6f %13.4e\n`,t,u[im],
 ue,u[im]-ue);
#
End of fprint
end:

```

**Program 4.6.3**

*intpar*, *inital*, *dero*, and *fprint* for the solution of Equations 4.1 to 4.4

Note the use of the Maple in-line value of  $\pi$  in *inital*, *dero*, and *fprint*, e.g.,

```

#
Initial condition
pi:=evalf(Pi):
for i from 1 to neqn do
 x:=xl+(i-1)/(neqn-1)*(xu-xl):
 u0[i]:=sin(pi*x):
end do:

```

$Pi$  is a symbolic value of  $\pi$  which is then converted to a numerical value, *evalf(Pi)*, for use in subsequent calculations.

The output from the preceding routines is listed below:

euler2a integrator

ncase = 1    neqn = 21    nsteps = 250

| t    | u(num)   | u(exact) | diff       |
|------|----------|----------|------------|
| 0.00 | 1.000000 | 1.000000 | 0.0000e-01 |
| .20  | .139478  | .138911  | 5.6734e-04 |
| .40  | .019454  | .019296  | 1.5794e-04 |
| .60  | .002713  | .002680  | 3.2977e-05 |
| .80  | .000378  | .000372  | 6.1201e-06 |
| 1.00 | .000053  | .000052  | 1.0647e-06 |

euler2b integrator

ncase = 2    neqn = 21    nsteps = 250

| t    | u(num)   | u(exact) | diff        |
|------|----------|----------|-------------|
| 0.00 | 1.000000 | 1.000000 | 0.0000e-01  |
| .20  | .139530  | .138911  | 6.1893e-04  |
| .40  | .019462  | .019296  | 1.6544e-04  |
| .60  | .002712  | .002680  | 3.1091e-05  |
| .80  | .000378  | .000372  | 5.6249e-06  |
| 1.00 | .000049  | .000052  | -3.1368e-06 |

rkc4a integrator

ncase = 3    neqn = 21    nsteps = 250

| t    | u(num)   | u(exact) | diff       |
|------|----------|----------|------------|
| 0.00 | 1.000000 | 1.000000 | 0.0000e-01 |
| .20  | .139476  | .138911  | 5.6448e-04 |
| .40  | .019453  | .019296  | 1.5714e-04 |
| .60  | .002713  | .002680  | 3.2810e-05 |
| .80  | .000378  | .000372  | 6.0891e-06 |
| 1.00 | .000053  | .000052  | 1.0593e-06 |

rk4b integrator

n<sub>case</sub> = 4    n<sub>eqn</sub> = 21    n<sub>steps</sub> = 250

| t    | u(num)   | u(exact) | diff       |
|------|----------|----------|------------|
| 0.00 | 1.000000 | 1.000000 | 0.0000e-01 |
| .20  | .139473  | .138911  | 5.6189e-04 |
| .40  | .019453  | .019296  | 1.5690e-04 |
| .60  | .002713  | .002680  | 3.2058e-05 |
| .80  | .000376  | .000372  | 3.7570e-06 |
| 1.00 | .000053  | .000052  | 8.4148e-07 |

rkf45a integrator

n<sub>case</sub> = 5    n<sub>eqn</sub> = 21    n<sub>steps</sub> = 250

| t    | u(num)   | u(exact) | diff       |
|------|----------|----------|------------|
| 0.00 | 1.000000 | 1.000000 | 0.0000e-01 |
| .20  | .139476  | .138911  | 5.6448e-04 |
| .40  | .019453  | .019296  | 1.5714e-04 |
| .60  | .002713  | .002680  | 3.2810e-05 |
| .80  | .000378  | .000372  | 6.0891e-06 |
| 1.00 | .000053  | .000052  | 1.0593e-06 |

rkf45b integrator

n<sub>case</sub> = 6    n<sub>eqn</sub> = 21    n<sub>steps</sub> = 250

| t    | u(num)   | u(exact) | diff       |
|------|----------|----------|------------|
| 0.00 | 1.000000 | 1.000000 | 0.0000e-01 |
| .20  | .139476  | .138911  | 5.6448e-04 |
| .40  | .019449  | .019296  | 1.5311e-04 |
| .60  | .002714  | .002680  | 3.3779e-05 |
| .80  | .000379  | .000372  | 6.1720e-06 |
| 1.00 | .000053  | .000052  | 9.4329e-07 |

This output is equivalent to the output from the preceding MATLAB (Section 4.1), C (Section 4.2), C++ (Section 4.3), Fortran (Section 4.4), and Java

(Section 4.5), i.e., the error tolerances in *intpar* are exceeded because of the spatial discretization errors.

This completes the discussion of the linear PDE problem programmed in the six languages. Basically, we have observed that PDEs can also be integrated using the methods for ODEs discussed in Chapters 2 and 3. The additional step is the algebraic approximation of the spatial (boundary value) derivatives in the PDEs, including the boundary conditions, so that the PDEs are replaced by an approximating system of initial value ODEs. This procedure is the essence of the *method of lines*.

We now consider the final problem, a nonlinear PDE, in the remaining chapter. Again, as in the case of the preceding linear PDE, the techniques for ODEs in Chapters 2 and 3 can also be applied to the nonlinear PDE problem.

---

## References

1. Vande Wouwer, A., Ph. Saucez, and W.E. Schiesser, *Adaptive Method of Lines*, CRC Press, Boca Raton, FL, 2001.
2. Schiesser, W.E., *The Numerical Method of Lines Integration of Partial Differential Equations*, Academic Press, San Diego, CA, 1991.
3. Schittkowski, K., *Numerical Data Fitting in Dynamical Systems*, Kluwer, Dordrecht, the Netherlands, 2002.
4. Hundsdorfer, W., and J.G. Verwer, *Numerical Solution of Time-Dependent Advection-Diffusion-Reaction Equations*, Springer Series in Computational Mathematics, Vol. 33, Springer-Verlag, New York, 2003.

# 5

---

## *Solution of a Nonlinear PDE*

---

The concluding PDE example is based on a physical system comprising a section of steel with a layer of external insulation, as depicted in Figure 5.1. The external surface of the insulation is heated by radiation from a flame, and the basic question to be answered then is how the temperature of the steel changes with time due to the radiative heating (the insulation is designed to prevent rapid heating of the steel).

To analyze this system, we first realize that the temperature varies across the insulation as well as with time. Thus, we have a problem in time and space, as we did with the PDE of Chapter 4, Equation 4.1, and we therefore will again use a PDE to analyze the system of Figure 5.1. Since we can generally not model a physical system in complete detail, we will make some simplifying assumptions so that the analysis becomes tractable, yet we expect that the resulting mathematical model will still capture the essential features (the *first-order effects*) of the problem. Here then is a list of assumptions:

1. The conduction of heat along the insulation is significant in only one direction, the smallest dimension (transverse to the cross section); thus the insulation “thickness” is assumed to be much smaller than its other two (longitudinal) dimensions. Again we use  $x$  and  $t$  to denote position (in the insulation) and time.
2. Consequently, the temperature variation is also only one dimensional (in the same direction as the heat conduction).
3. Because the steel has a much higher thermal conductivity than the insulation, the variation of temperature in the steel with position will be much smaller than the spatial temperature variation in the insulation. Thus, we will assume that the steel is at a single, uniform temperature (which can vary with time).
4. Since the steel temperature does not vary spatially, we have only one independent variable for the steel, time, and the steel is therefore modeled by an ODE in time.

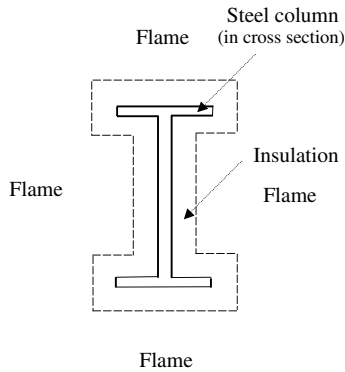


FIGURE 5.1  
Composite steel-insulation system.

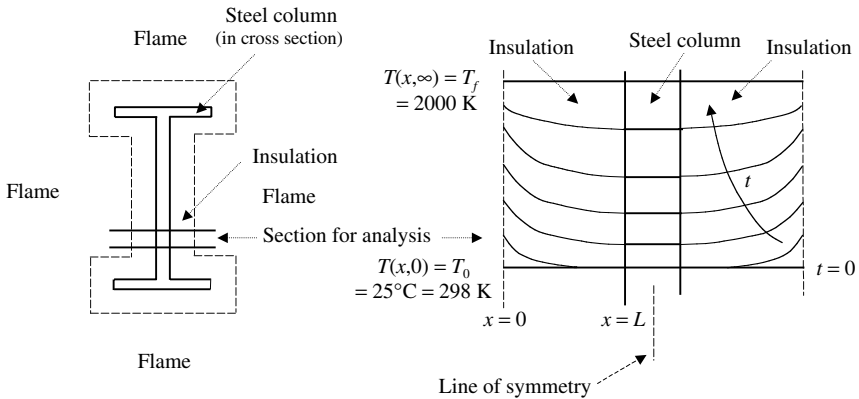
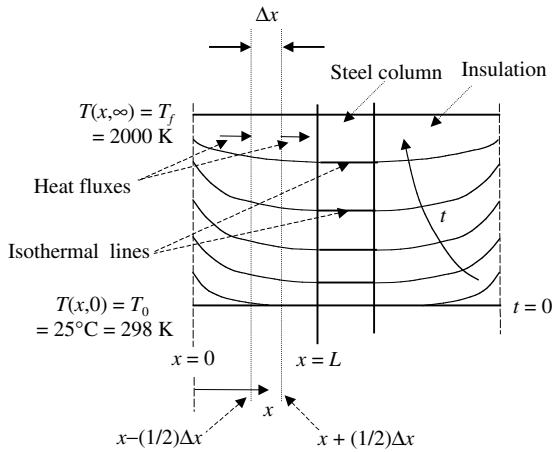


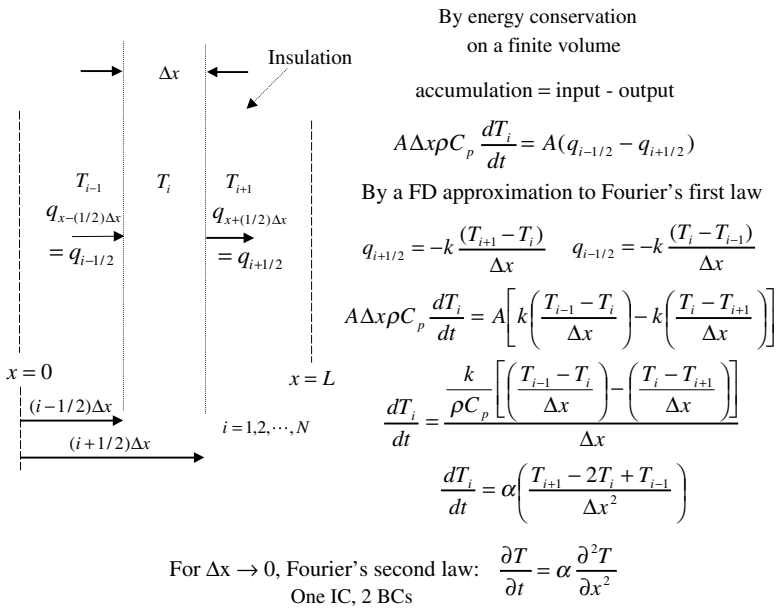
FIGURE 5.2  
Transient heating of composite steel-insulation system.

5. The physical properties of the insulation and steel are constant (do not vary with temperature). This may be a reasonable assumption, or may be sufficiently accurate if we use properties averaged over the temperatures that the insulation and steel experience. If this is not a reasonable assumption, the properties can be computed as a function of temperature and used for each  $x$  and  $t$ .

The temperature profiles that we will be calculating are illustrated in Figure 5.2. Note that the system (insulation and steel) starts at a temperature of  $25^\circ\text{C} = 298\text{ K}$ . The left face of the insulation ( $z = 0$ ) is then subjected to a flame at a temperature of  $T_f = 2000\text{ K}$ . The temperatures in the insulation and the steel then begin to rise, and if the solution is computed to sufficiently large time  $t$ , the entire system would come to a uniform temperature of  $2000\text{ K}$ . Some intermediate temperature profiles (for finite  $t$ ) are illustrated



**FIGURE 5.3**  
Transient heating of composite steel-insulation system.



**FIGURE 5.4**  
Energy balance on the incremental volume of insulation.

in Figure 5.2, and in more detail in Figure 5.3. Note in Figure 5.3 the definition of a *finite volume* of the insulation of thickness  $\Delta z$ . The mathematical model for the insulation is based on an energy balance for this incremental volume. The derivation of the mathematical model is outlined in Figure 5.4.



The final result of the energy balance, in the limit  $\Delta z \rightarrow 0$ , is again Fourier's second law, which we now state in terms of  $u$  for temperature (rather than  $T$ ):

$$\frac{\partial u}{\partial t} = \alpha \frac{\partial^2 u}{\partial x^2} \quad (5.1)$$

The initial and boundary conditions for Equation 5.1 taken as

$$u(x, 0) = u_0 \quad (5.2)$$

$$-k \frac{\partial u(0, t)}{\partial x} = \sigma (a u_a^4 - e u^4(0, t)) \quad (5.3)$$

$$L_s \rho_s C_{ps} \frac{d u_s}{d t} = -k \frac{\partial u(L, t)}{\partial x} \quad (5.4)$$

where, in SI (MKS) units,

$u$  = insulation temperature, K

$t$  = time, s

$x$  = position in the insulation, m

$u_a$  = ambient (flame) temperature, K

$\alpha$  = insulation thermal diffusivity,  $\text{m}^2/\text{s}$

$k$  = insulation thermal conductivity,  $\frac{\text{J} \cdot \text{m}}{\text{s} \cdot \text{m}^2 \cdot \text{K}}$

$\sigma$  = Stefan–Boltzmann constant

$$= 5.67 \times 10^{-8} \frac{\text{J}}{\text{s} \cdot \text{m}^2 \cdot \text{K}^4}$$

$L$  = insulation half thickness, m

$a$  = absorptivity

$e$  = emissivity

$u_s$  = steel temperature, K

$L_s$  = steel half thickness, m

$\rho_s$  = steel density,  $\text{kg}/\text{m}^3$

$C_{ps}$  = steel specific heat,  $\text{J}/\text{kg} \cdot \text{K}$

Equations 5.3 and 5.4 are also energy balances, but applied at the boundaries of the insulation and steel. For Equation 5.3, we have the following:

- $-k \partial u(0, t) / \partial x$ , the rate of heat conduction at the left surface of the insulation (at  $x = 0$ ) according to Fourier's first law. This term is actually a flux (a rate of heat conduction per unit area of insulation) with the units  $\text{J}/\text{m}^2 \cdot \text{s}$ .
- $\sigma (a u_a^4 - e u^4(0, t))$ , the rate of radiative heat transfer from the flame to the insulation surface according to the *Stefan–Boltzmann law*. Again, this is a flux with the units  $\text{J}/\text{m}^2 \cdot \text{s}$ . Note that the dependent variable (the insulation temperature) is raised to the *fourth power*,  $u^4(0, t)$ . This is a *nonlinear term* in the model. Thus, although Equation 5.1 is linear, this *nonlinear BC is the reason the model is considered nonlinear* (and, also, the reason an *analytical solution is precluded*).

- Equation 5.3 is therefore an energy balance that equates the rate of radiative heat transfer to the rate of heat conduction at the surface of the insulation.

For Equation 5.4, we have an energy balance on the steel:

- $L_s \rho_s C_{ps} (du_s/dt)$ , the rate of accumulation of energy within the steel (with thickness  $L_s$ ). This term again has the units of  $J/m^2 \cdot s$ .
- $-k \partial u(L, t)/\partial x$ , the rate of heat conduction from the right face of the insulation (at  $x = L$ ) to the steel. Since this is a flux, it has the units of  $J/m^2 \cdot s$ .
- Equation 5.4 is therefore an energy balance that equates the rate of heat transfer from the insulation to the rate of accumulation of energy within the steel.
- Equation 5.4 is actually an ODE in time. Therefore, the model is a *mixed ODE/PDE system*. This feature does not present any particular difficulty in computing a numerical solution since the PDE, Equation 5.1, will be converted to a system of ( $n = 21$ ) ODEs, as before in Chapter 4. Thus, we will merely add Equation 5.4 as another ODE for a system of 22 ODEs.
- This last point illustrates an important advantage of the *method of lines*, i.e., *it can easily accommodate mixed ODE/PDE systems*.
- Since Equation 5.4 is an ODE, it requires an initial condition, which we take as

$$u_s(0) = u_0 \tag{5.5}$$

To facilitate the subsequent computer analysis, dimensionless independent variables are defined as

$$x' = x/L, \quad t' = t\alpha/L^2 \tag{5.6}(5.7)$$

Substitution of Equations 5.6 and 5.7 in Equation 5.1 gives

$$\frac{\partial u}{\partial(L^2 t'/\alpha)} = \alpha \frac{\partial^2 u}{\partial(L^2 x')^2}$$

or

$$\frac{\partial u}{\partial t} = \frac{\partial^2 u}{\partial x^2} \tag{5.8}$$

where the prime (') has been dropped and it is understood that we are working with the dimensionless independent variables of Equations 5.6 and 5.7.

Equations 5.2 to 5.5 transform to (again, with the prime finally dropped).

$$u(x, 0) = u_0 \tag{5.9}$$

$$-\frac{k}{L} \frac{\partial u(0, t)}{\partial x} = \sigma (a u_a^4 - e u^4(0, t)) \tag{5.10}$$

$$L_s \rho_s C_{ps} \frac{du_s}{d(L^2 t'/\alpha)} = -\frac{k}{L} \frac{\partial u(1, t)}{\partial x'}$$

or

$$\frac{du_s}{dt} = - \left( \frac{kL}{\alpha} \right) \left( \frac{1}{L_s \rho_s C_{ps}} \right) \frac{\partial u(1, t)}{\partial x} \quad (5.11)$$

$$u_s(0) = u_0 \quad (5.12)$$

Equations 5.8 to 5.12 are the model equations programmed in the six languages as discussed below. The parameters are taken as:

$$\begin{aligned} k &= 1.0 \frac{\text{J} \cdot \text{m}}{\text{s} \cdot \text{m}^2 \cdot \text{K}} \\ \sigma &= 5.67 \times 10^{-8} \frac{\text{J}}{\text{s} \cdot \text{m}^2 \cdot \text{K}^4} \\ \alpha &= 1.0 \times 10^{-6} \text{m}^2/\text{s} \\ L &= 0.1 \text{ m} \\ a &= 1.0 \\ e &= 1.0 \\ u_a &= 2000 \text{ K} \\ u_0 &= 25^\circ\text{C} \\ \rho_s &= 7800.0 \text{ kg/m}^3 \\ C_{ps} &= 435.0 \text{ J/kg} \cdot \text{K} \\ L_s &= 0.025 \text{ m} \end{aligned}$$

These values are typical for an insulation and steel system. Their particular significance is discussed subsequently when the numerical solution to Equations 5.8 to 5.12 is discussed.

The output is  $u(0, t)$ ,  $u(1/2, t)$ ,  $u(1, t)$  vs.  $t$  (in minutes; note  $t$  (minutes) =  $t$  (dimensionless)  $L^2/\alpha/60$ ). In particular, we are interested in the steel temperature,  $u_s(t)$  as a function of  $t$ , which is also the temperature of the insulation at the right face,  $u(1, t)$ .

In constructing a program for Equations 5.8 to 5.12, we can make use of the methods of Chapter 4. In particular, we can approximate Equation 5.8 with the three point centered FD of Equation 4.9.

## 5.1 Programming in MATLAB

A main program for the solution of the nonlinear PDE problem, Equations 5.8 to 5.12, is the same as Program 3.1.1 and therefore is not listed here. *intpar*, *par1*, *par2*, *initial*, *deriv*, and *fprint* are listed below followed by some discussion for each.

```
function [neqn,nout,nsteps,t0,tf,abserr,relerr]=intpar
%
% Function intpar sets the parameters to control the
```

```

% integration of the nonlinear PDE problem
%
% Number of first order ODEs
neqn=22;
%
% Number of output points
nout=6;
%
% Maximum number of steps in the interval t0 to tf
nsteps=1000;
%
% Initial, final values of independent variable
t0=0.0;
tf=0.2;
%
% Error tolerances
abserr=1.0e-01;
relerr=1.0e-05;

```

**Program 5.1.1**

*intpar* for the solution of Equations 5.8 to 5.12

We can note the following points about *intpar*:

- The number of ODEs is 22 (21 for Equation 5.8 and 1 for Equation 5.11):

```

%
% Number of first order ODEs
neqn=22;

```

- 1000 steps produce a stable solution, which is apparently also accurate since the low-order (*euler2b*) and high-order (*rkc4b*, *rkf45b*) variable step ODE algorithms give essentially the same numerical solution (recall from Chapter 1 that in addition to varying the step size, i.e., *h refinement*, the comparison of solutions from algorithms of different orders, i.e., *p refinement*, is a general way for assessing the accuracy of a numerical solution).

```

%
% Maximum number of steps in the interval t0 to tf
nsteps=1000;

```

- The timescale for the problem is again  $0 \leq t \leq 1$  based on the dimensionless time of Equation 5.7:

```

%
% Initial, final values of independent variable
t0=0.0;
tf=0.2;

```

- The error tolerances are set to  $abserr = 10^{-1}$  (0.1 K) and  $relerr = 10^{-5}$  (0.001%):

```

%
% Error tolerances
abserr=1.0e-01;
relerr=1.0e-05;

```

*inital* is listed below:

```

function [u]=inital(neqn,t)
%
% Function inital sets the initial condition vector
% for the nonlinear PDE
%
% Problem parameters
[alpha,k,sigma,L,ui,ua]=par1;
%
% Inital condition
for i=1:neqn
 u(i)=ui;
end
%
% End of inital

```

### Program 5.1.2

*inital* for the solution of Equations 5.8 to 5.12

*inital* is a straightforward implementation of Equations 5.9 and 5.12. Specifically, it calls function *par1* to set the initial temperature,  $ui$  ( $= 25^\circ\text{C} = 298\text{ K}$ ), then uses this initial value for the  $neqn = 22$  ODEs. *par1* and a second routine to set parameters, *par2*, are listed below (MATLAB would not accept a function with 12 output parameters, so two routines, *par1* and *par2*, are used, each with six parameters).

```

function [alpha,k,sigma,L,ui,ua]=par1
%
% Function par1 sets parameters for the nonlinear PDE
alpha=1.0e-06;
k=1.0;

```

```

 sigma=5.67e-08;
 L=0.1;
 ui=298.0;
 ua=2000.0;
%
% End of par1

function [a,e,rhos,cps,ls,cs]=par2
%
% Function par2 sets parameters for the nonlinear PDE
 a=1.0;
 e=1.0;
 rhos=7800.0;
 cps=435.0;
 ls=0.025;
 cs=rhos*cps*ls;
%
% End of par2

```

**Program 5.1.3**

*par1* and *par2* for the parameters of Equations 5.8 to 5.12

```

function [ut]=derv(neqn,t,u)
%
% Function derv computes the derivative vector
% for the nonlinear PDE
%
% Problem parameters
 [alpha,k,sigma,L,ui,ua]=par1;
 [a, e, rhos,cps,ls,cs]=par2;
%
% Spatial grid
 dx=1.0/(neqn-2);
 dxs=dx*dx;
%
% Insulation
 for i=1:neqn-2
 if(i==1)
 u0=u(2)+2.0*dx*L*(sigma/k)*(a*ua^4-e*u(1)^4);
 ut(1)=(u(2)-2.0*u(1)+u0)/dxs;
 else
 ut(i)=(u(i+1)-2.0*u(i)+u(i-1))/dxs;
 end
 end
end

```

```

%
% Steel
 ut(neqn)=(k*L/alpha)*(1.0/cs)*(u(neqn-2)-u(neqn-1))/dx;
 ut(neqn-1)=ut(neqn);
%
% End of derv

```

#### Program 5.1.4

*derv* for the solution of Equations 5.8 to 5.12

We can note the following points about *derv*:

- The parameters in Equations 5.8 to 5.11 are first set by calls to *par1* and *par2*:

```

%
% Problem parameters
 [alpha,k,sigma,L,ui,ua]=par1;
 [a, e, rhos,cps,ls,cs]=par2;

```

- $\Delta x$  ( $= dx$ ) is then computed. Note that the length of the system (the thickness of the insulation) is unity in terms of the dimensionless length of Equation 5.6:

```

%
% Spatial grid
 dx=1.0/(neqn-2);
 dxs=dx*dx;

```

- The method of lines solution of the PDE, Equation 5.8, is then programmed as a system of 20 ODEs (the 21st ODE is programmed subsequently by equating its derivative to that of the steel)

```

%
% Insulation
 for i=1:neqn-2
 if(i==1)
 u0=u(2)+2.0*dx*L*(sigma/k)*(a*ua^4-e*u(1)^4);
 ut(1)=(u(2)-2.0*u(1)+u0)/dxs;
 else
 ut(i)=(u(i+1)-2.0*u(i)+u(i-1))/dxs;
 end
 end
end

```

Note that for the first grid point ( $i = 1$ ), BC Equation 5.10, is approximated with a FD for the spatial derivative:

$$-\frac{k}{L} \frac{\partial u(0, t)}{\partial x} \simeq -\frac{k}{L} \frac{u_2 - u_0}{2\Delta x} = \sigma (au_a^4 - eu^4(0, t)) = \sigma (au_a^4 - eu_1^4)$$

where  $u_0$  is a fictitious value that is outside the grid (the lowest grid index is  $i = 1$ ). We can solve for  $u_0$

$$u_0 = u_2 + 2(L/k)\Delta x\sigma (au_a^4 - eu_1^4) \tag{5.13}$$

then use this value for  $u_0$  in the FD approximation of Equation 5.8:

$$\frac{du_1}{dt} \simeq \frac{u_2 - 2u_1 + u_0}{\Delta x^2} \tag{5.14}$$

Equations 5.13 and 5.14 are programmed in the *for* loop for  $i = 1$ .

- For  $i = 2$  to  $i = 20$ , the FD approximation of Equation 4.9 can be used:

$$ut(i) = (u(i+1) - 2.0 * u(i) + u(i-1)) / dxs;$$

- For ODEs 21 and 22, the programming is

```
%
% Steel
ut(neqn) = (k*L/alpha) * (1.0/cs) * (u(neqn-2)
-u(neqn-1)) / dx;
ut(neqn-1) = ut(neqn);
```

The programming for  $ut(neqn)$  is Equation 5.11. Note that a FD approximation is used for the derivative  $\partial u(1, t)/\partial x$ , i.e.,

$$\frac{\partial u(1, t)}{\partial x} \simeq \frac{u_{21} - u_{20}}{\Delta x}$$

The programming for  $ut(neqn - 1)$  merely sets  $u_{21}$  to  $u_{22}$  by equating their derivatives:

$$\frac{\partial u(1, t)}{\partial t} = \frac{du_s}{dt}$$

or

$$\frac{du_{21}}{dt} = \frac{du_{22}}{dt}$$

In other words, this provides continuity (equality) of the temperature between the right face of the insulation ( $u(1, t)$ ) and the left face of the steel (with the uniform steel temperature  $u_s(t)$ ).



At the end of *deriv*, all 22 ODEs of Equations 5.8 and 5.11 are programmed. These 22 derivatives ( $ut(i)$ ) are then returned to one of the ODE integrators, *euler2a* to *rkf45b*, to take the next step along the solution. In this way, the complete solution to Equations 5.8 to 5.12 is computed through  $t$  and  $x$ ; that is, we have  $u(x, t)$  and  $u_s(t)$  in numerical form.

This numerical solution is displayed by *fprint*:

```
function [out]=fprint(ncase,neqn,t,u)
%
% Function fprint displays the numerical solution to the
% nonlinear PDE
%
% Return current value of independent variable
% (MATLAB requires at least one return argument)
out=t;
%
% Problem parameters
[alpha,k,sigma,L,ui,ua]=par1;
[a, e, rhos,cps,ls,cs]=par2;
%
% Print a heading for the solution at t = 0
if(t<=0.0)
%
% Label for ODE integrator
%
% Fixed step modified Euler
if(ncase==1)
 fprintf('\n\n euler2a integrator\n');
%
% Variable step modified Euler
elseif(ncase==2)
 fprintf('\n\n euler2b integrator\n');
%
% Fixed step classical fourth order RK
elseif(ncase==3)
 fprintf('\n\n rk4a integrator\n');
%
% Variable step classical fourth order RK
elseif(ncase==4)
 fprintf('\n\n rk4b integrator\n');
%
% Fixed step RK Fehlberg 45
elseif(ncase==5)
 fprintf('\n\n rkf45a integrator\n');
```

```

%
% Variable step RK Fehlberg 45
elseif(ncase==6)
 fprintf('\n\n rkf45b integrator\n');
end
%
% Heading
fprintf('\n ncase = %2d neqn = %2d\n',ncase,neqn);
fprintf('\n t u(1) u(im) u(neqn)\n');
%
% End of t = 0 heading
end
%
% Grid index of midpoint
im=round(neqn)/2.0;
%
% Display the numerical solution
tmin=t*L^2/alpha/60.0;
fprintf('%7.1f%10.2f%10.2f%10.2f\n',tmin,u(1),u(im),
 u(neqn));
%
% End of fprintf

```

**Program 5.1.5**

*fprint* for the solution of Equations 5.8 to 5.12

*fprint* has the same function as the previous *fprint* routines, i.e.,

- Labeling of the ODE integrator.
- Display of the numerical solution.

This completes the programming of Equations 5.8 to 5.12. The output is as follows:

```

euler2a integrator

ncase = 1 neqn = 22

 t u(1) u(im) u(neqn)
 0.0 298.00 298.00 298.00
 33.3 1987.96 1002.15 394.17
 66.7 1991.05 1218.09 622.84
 100.0 1992.55 1345.04 834.65
 133.3 1993.72 1447.20 1015.31
 166.7 1994.70 1533.03 1168.10

```

euler2b integrator

ncase = 2    neqn = 22

| t     | u(1)    | u(im)   | u(neqn) |
|-------|---------|---------|---------|
| 0.0   | 298.00  | 298.00  | 298.00  |
| 33.3  | 1987.93 | 1002.11 | 394.14  |
| 66.7  | 1991.00 | 1217.92 | 622.58  |
| 100.0 | 1992.54 | 1344.68 | 834.02  |
| 133.3 | 1993.68 | 1446.70 | 1014.43 |
| 166.7 | 1994.65 | 1532.29 | 1166.78 |

rkc4a integrator

ncase = 3    neqn = 22

| t     | u(1)    | u(im)   | u(neqn) |
|-------|---------|---------|---------|
| 0.0   | 298.00  | 298.00  | 298.00  |
| 33.3  | 1987.96 | 1002.16 | 394.17  |
| 66.7  | 1991.05 | 1218.10 | 622.85  |
| 100.0 | 1992.55 | 1345.05 | 834.66  |
| 133.3 | 1993.72 | 1447.20 | 1015.32 |
| 166.7 | 1994.70 | 1533.03 | 1168.10 |

rkc4b integrator

ncase = 4    neqn = 22

| t     | u(1)    | u(im)   | u(neqn) |
|-------|---------|---------|---------|
| 0.0   | 298.00  | 298.00  | 298.00  |
| 33.3  | 1986.00 | 1002.16 | 394.17  |
| 66.7  | 1991.04 | 1217.94 | 622.61  |
| 100.0 | 1992.35 | 1344.91 | 834.42  |
| 133.3 | 1993.56 | 1446.90 | 1014.78 |
| 166.7 | 1994.69 | 1532.53 | 1167.22 |

rkf45a integrator

ncase = 5    neqn = 22

| t     | u(1)    | u(im)   | u(neqn) |
|-------|---------|---------|---------|
| 0.0   | 298.00  | 298.00  | 298.00  |
| 33.3  | 1987.96 | 1002.16 | 394.17  |
| 66.7  | 1991.05 | 1218.10 | 622.85  |
| 100.0 | 1992.55 | 1345.05 | 834.66  |

```
133.3 1993.72 1447.20 1015.32
166.7 1994.70 1533.03 1168.10
```

rkf45b integrator

```
ncase = 6 neqn = 22
```

```
 t u(1) u(im) u(neqn)
 0.0 298.00 298.00 298.00
 33.3 1988.02 1002.16 394.17
 66.7 1991.28 1218.10 622.85
100.0 1992.55 1345.05 834.66
133.3 1993.94 1447.02 1014.99
166.7 1994.68 1532.63 1167.40
```

We can note the following points about this output:

- The insulation starts at a uniform temperature of 298 K. The steel also starts at this temperature since, at the insulation–steel interface,  $u(1, t) = u_s(t)$  (from the coding in *deriv*).
- As expected, the left face of the insulation (at  $x = 0$ ) responds rapidly to the flame and is above 1990 K for most of the transient.
- The insulation at the right face ( $x = L$ ), which is also the steel temperature, responds more slowly due to the low thermal conductivity of the insulation. This delay in the rise of the steel temperature is critical in the case of structural steel used in buildings that may be subject to fire. This point is discussed further at the end of this chapter.

This completes the solution of Equations 5.8 to 5.12 with MATLAB. We now proceed to equivalent solutions in the five other languages.

## 5.2 Programming in C

Since main Program 2.2.1 is unchanged in the nonlinear PDE problem, it is not listed here. The header file, *intpar*, *par*, *inital*, *deriv*, and *fprint* are listed below

```
/*
```

```
Definition of functions intpar, par, inital, deriv, fprint
for the nonlinear PDE
```

```
*/
```

```

/* Include headers */
#include <math.h>
#include <stdio.h>

/* Maximum number of ODES */
#define SIZE 500

/* Type variables as extern (global) */
extern int neqn, nout, nsteps;
extern double t0, tf, abserr, relerr;
extern double alpha, k, sigma, L,
 ui, ua, ar, er,
 rhos, cps, ls, cs,
 xl, xu, dx, dxs;
extern FILE *fid;

/* Integration parameters */
void intpar();

/* Problem parameters */
void par();

/* Initial condition */
void inital(double u0[]);

/* Derivative vector */
void derv(double ut[], double t, double u[]);

/* Output */
void fprintf(int ncase, double t, double u[]);

#include "pdenon.h"

#define SIZE 500

/* Type global variables */

int neqn, nout, nsteps;

double t0, tf, abserr, relerr;

double alpha, k, sigma, L,
 ui, ua, ar, er,

```

```

 rhos, cps, ls, cs,
 xl, xu, dx, dxs;

/* Define file ID */
FILE *fid;

void intpar()

/* Function intpar sets the parameters to control the
integration of the nonlinear PDE */
{
 /* Number of ODEs */
 neqn=22;

 /* Number of output points */
 nout=6;

 /* Maximum number of steps in the interval t0 to tf */
 nsteps=1000;

 /* Initial, final values of the independent variable */
 t0=0.0;
 tf=0.2;

 /* Error tolerances */
 abserr=pow(10.0,-1);
 relerr=pow(10.0,-5);

/* End of intpar */
}

void par()

/* Function par sets the parameters for the nonlinear PDE */
{
alpha=1.0e-06; k=1.0; sigma=5.67e-08; L=0.1;
ui=298.0; ua=2000.0; ar=1.0; er=1.0;
rhos=7800.0; cps=435.0; ls=0.025; cs=rhos*cps*ls;
xl=0.0; xu=1.0; dx=(xu-xl)/(neqn-2); dxs=dx*dx;
}

void inital(double u0[])

```

```

/* Function inital sets the initial condition vector for
the nonlinear PDE */
{
 /* Type variables */
 int i;

 /* Problem parameters */
 par();

 /* Initial condition */
 for(i=1;i<=neqn;i++)
 {
 u0[i]=ui;
 }

 /* End of inital */
}

```

```
void derv(double ut[], double t, double u[])
```

```

/* Function derv computes the derivative vector of the
nonlinear PDE */
{
 /* Type variables */
 double u0;
 int i;

 /* Problem parameters */
 par();

 /* Insulation*/
 for(i=1;i<=(neqn-2);i++)
 {
 if(i==1)
 {
 u0=u[2]+2.0*dx*L*(sigma/k)*(ar*pow(ua,4)
 -er*pow(u[1],4));
 ut[1]=(u[2]-2.0*u[1]+u0)/dxs;
 }
 if(i>1)
 {
 ut[i]=(u[i+1]-2.0*u[i]+u[i-1])/dxs;
 }
 }
}

```

```

 /* Steel */
 ut[neqn]=(k*L/alpha)*(1.0/cs)*(u[neqn-2]-u[neqn-1])/dx;
 ut[neqn-1]=ut[neqn];

/* End of derv */
}

void fprint(int ncase, double t, double u[])

/* Function fprint displays the numerical solution to the
 nonlinear PDE */
{
 /* Type variables */
 int im;

 /* Problem parameters */
 par();

 /* Print a heading for the solution at t = 0 */
 if(t<=0.0)
 {
 /* Label for ODE integrator */
 switch(ncase)
 {
 /*Fixed step modified Euler */
 case 1:
 fprintf(fid,"\n\n euler2a integrator\n\n");
 break;

 /* Variable step modified Euler */
 case 2:
 fprintf(fid,"\n\n euler2b integrator\n\n");
 break;

 /* Fixed step classical fourth order RK */
 case 3:
 fprintf(fid,"\n\n rkc4a integrator\n\n");
 break;

 /* Variable step classical fourth order RK */
 case 4:
 fprintf(fid,"\n\n rkc4b integrator\n\n");
 break;
 }
 }
}

```



```

/* Fixed step RK Fehlberg 45 */
case 5:
fprintf(fid, "\n\n rkf45a integrator\n\n");
break;

/* Variable step RK Fehlberg 45 */
case 6:
fprintf(fid, "\n\n rkf45b integrator\n\n");
break;
}

/* Heading */
fprintf(fid, " ncase = %1d neqn = %2d \n\n", ncase,
 neqn);
fprintf(fid, " t u(1) u(im) u(neqn)\n");

/* End of t = 0 heading */
}

/* Numerical and analytical solution output */

/* Grid index of midpoint */
im=(neqn+1)/2;

/* Display the numerical solution */
fprintf(fid, "%5.0f %11.1f %11.1f %11.1f\n",
 t*pow(L,2)/alpha/60.0, u[1], u[im], u[neqn]);

/* End of fprintf */
}

```

**Program 5.2.1**

Header file, *intpar*, *par*, *inital*, *dero* and *fprint* for the solution of Equations 5.8 to 5.12

These routines closely parallel the MATLAB routines in Section 5.1 and therefore will not be discussed here.

The output from the preceding Program 5.2.1 is listed below:

euler2a integrator

ncase = 1 neqn = 22

| t  | u(1)   | u(im)  | u(neqn) |
|----|--------|--------|---------|
| 0  | 298.0  | 298.0  | 298.0   |
| 33 | 1988.0 | 1002.1 | 394.2   |

|     |        |        |        |
|-----|--------|--------|--------|
| 67  | 1991.0 | 1218.1 | 622.8  |
| 100 | 1992.6 | 1345.0 | 834.7  |
| 133 | 1993.7 | 1447.2 | 1015.3 |
| 167 | 1994.7 | 1533.0 | 1168.1 |

euler2b integrator

ncase = 2 neqn = 22

| t   | u(1)   | u(im)  | u(neqn) |
|-----|--------|--------|---------|
| 0   | 298.0  | 298.0  | 298.0   |
| 33  | 1987.9 | 1002.1 | 394.1   |
| 67  | 1991.0 | 1217.9 | 622.6   |
| 100 | 1992.5 | 1344.7 | 834.0   |
| 133 | 1993.7 | 1446.7 | 1014.4  |
| 167 | 1994.7 | 1532.3 | 1166.8  |

rkc4a integrator

ncase = 3 neqn = 22

| t   | u(1)   | u(im)  | u(neqn) |
|-----|--------|--------|---------|
| 0   | 298.0  | 298.0  | 298.0   |
| 33  | 1988.0 | 1002.2 | 394.2   |
| 67  | 1991.0 | 1218.1 | 622.8   |
| 100 | 1992.6 | 1345.0 | 834.7   |
| 133 | 1993.7 | 1447.2 | 1015.3  |
| 167 | 1994.7 | 1533.0 | 1168.1  |

rkc4b integrator

ncase = 4 neqn = 22

| t   | u(1)   | u(im)  | u(neqn) |
|-----|--------|--------|---------|
| 0   | 298.0  | 298.0  | 298.0   |
| 33  | 1986.0 | 1002.2 | 394.2   |
| 67  | 1991.0 | 1217.9 | 622.6   |
| 100 | 1992.3 | 1344.9 | 834.4   |
| 133 | 1993.6 | 1446.9 | 1014.8  |
| 167 | 1994.7 | 1532.5 | 1167.2  |

rkf45a integrator

ncase = 5 neqn = 22

| t   | u(1)   | u(im)  | u(neqn) |
|-----|--------|--------|---------|
| 0   | 298.0  | 298.0  | 298.0   |
| 33  | 1988.0 | 1002.2 | 394.2   |
| 67  | 1991.0 | 1218.1 | 622.8   |
| 100 | 1992.6 | 1345.0 | 834.7   |
| 133 | 1993.7 | 1447.2 | 1015.3  |
| 167 | 1994.7 | 1533.0 | 1168.1  |

rkf45b integrator

ncase = 6 neqn = 22

| t   | u(1)   | u(im)  | u(neqn) |
|-----|--------|--------|---------|
| 0   | 298.0  | 298.0  | 298.0   |
| 33  | 1988.0 | 1002.2 | 394.2   |
| 67  | 1991.3 | 1218.1 | 622.8   |
| 100 | 1992.5 | 1345.0 | 834.7   |
| 133 | 1993.9 | 1447.0 | 1015.0  |
| 167 | 1994.7 | 1532.6 | 1167.4  |

This output is essentially the same as the MATLAB output in Section 5.1. We now proceed to the C++ programming of the nonlinear PDE.

---

### 5.3 Programming in C++

Again, since main Program 2.3.1 is unchanged, it is not listed here. The associated header files are listed below:

```

/* Problem parameters */
void par();

/* Initial condition */
void inital();

/* Derivative vector */
void derv(double ut[], double t, double u[]);

/* Output */
void fprintf(int ncase, int neqn, double t, double u[]);

```

```

};
#define SIZE 500

class MOL
{
public:

/* Variables for ODE integration */

int neqn, nout, nsteps;

double t0, tf, abserr, relerr;

double u[SIZE], u0[SIZE], e[SIZE];

/* Problem parameters */

double alpha, k, sigma, L, ui, ua, ar, er,
 rhos, cps, ls, cs, xl, xu, dx, dxs;

};

```

**Program 5.3.1**

Header files *pdenon.h* and *MOL.h* for the solution of Equations 5.8 to 5.12

*intpar*, *par*, *inital*, *deriv*, and *fprint* are listed below:

```

#include "DEF.h"

void DEF::intpar()

/* Function intpar sets the parameters to control the
integration of the nonlinear PDE */
{
/* Number of ODEs */
neqn=22;

/* Number of output points */
nout=6;

/* Maximum number of steps in the interval t0 to tf */
nsteps=1000;

/* Initial, final values of the independent variable */
t0=0.0;
tf=0.2;

```

```

 /* Error tolerances */
 abserr=pow(10.0,-1);
 relerr=pow(10.0,-5);

 /* End of intpar */
}

void DEF::par()

/* Function par sets the parameters for the nonlinear PDE */
{
alpha=1.0e-06; k=1.0; sigma=5.67e-08; L=0.1;
ui=298.0; ua=2000.0; ar=1.0; er=1.0;
rhos=7800.0; cps=435.0; ls=0.025; cs=rhos*cps*ls;
xl=0.0; xu=1.0; dx=(xu-xl)/(neqn-2); dxs=dx*dx;

/* End of par */
}

void DEF::inital()

/* Function inital sets the initial condition vector for
the nonlinear PDE */
{
 /* Type variables */
 int i;

 /* Initial condition */
 for(i=1;i<=neqn;i++)
 {
 u0[i]=ui;
 }

/* End of inital */
}

void DEF::derv(double ut[], double t, double u[])

/* Function derv computes the derivative vector of the
nonlinear PDE problem */
{
 /* Type variables */
 double u0;
 int i;

```

```

/* Integration parameters */
intpar();

/* Problem parameters */
par();

/* Insulation */
for(i=1;i<=(neqn-2);i++)
{
 if(i==1)
 {
 u0=u[2]+2.0*dx*L*(sigma/k)*(ar*pow(ua,4)
 -er*pow(u[1],4));
 ut[1]=(u[2]-2.0*u[1]+u0)/dxs;
 }
 if(i>1)
 {
 ut[i]=(u[i+1]-2.0*u[i]+u[i-1])/dxs;
 }
}

/* Steel */
ut[neqn]=(k*L/alpha)*(1.0/cs)*(u[neqn-2]-u[neqn-1])/dx;
ut[neqn-1]=ut[neqn];

/* End of derv */
}

void DEF::fprint(int ncase, int neqn, double t, double u[])

/* Function fprint displays the numerical solution to the
nonlinear PDE */
{
 /* Type variables */
 int im;

 /* Problem parameters */
 par();

 /* Print a heading for the solution at t = 0 */
 if(t<=0.0)
 {
 /* Label for ODE integrator */
 switch(ncase)

```

```

{
/*Fixed step modified Euler */
case 1:
fprintf(fid,"\n\n euler2a integrator\n");
break;

/* Variable step modified Euler */
case 2:
fprintf(fid,"\n\n euler2b integrator\n");
break;

/* Fixed step classical fourth order RK */
case 3:
fprintf(fid,"\n\n rkc4a integrator\n");
break;

/* Variable step classical fourth order RK */
case 4:
fprintf(fid,"\n\n rkc4b integrator\n");
break;

/* Fixed step RK Fehlberg 45 */
case 5:
fprintf(fid,"\n\n rkf45a integrator\n");
break;

/* Variable step RK Fehlberg 45 */
case 6:
fprintf(fid,"\n\n rkf45b integrator\n");
break;

}

/* Heading */
fprintf(fid,"\n ncase = %1d, neqn = %2d\n\n",ncase,neqn);
fprintf(fid," t u(1) u(im) u(neqn)\n");

/* End of t = 0 heading */
}

/* Grid index of midpoint */
im=(neqn+1)/2;

/* Display the numerical solution */

```

```
fprintf(fid, "%5.0f %11.1f %11.1f %11.1f\n",
 t*pow(L,2)/alpha/60.0,u[1],u[im],u[neqn]);
/* End of fprintf */
}
```

**Program 5.3.2**

*intpar, par, inital, derov, and fprint* for the solution of Equations 5.8 to 5.12

The output from the routines of Programs 5.3.1 and 5.3.2 is listed below:

euler2a integrator

ncase = 1, neqn = 22

| t   | u(1)   | u(im)  | u(neqn) |
|-----|--------|--------|---------|
| 0   | 298.0  | 298.0  | 298.0   |
| 33  | 1988.0 | 1002.1 | 394.2   |
| 67  | 1991.0 | 1218.1 | 622.8   |
| 100 | 1992.6 | 1345.0 | 834.7   |
| 133 | 1993.7 | 1447.2 | 1015.3  |
| 167 | 1994.7 | 1533.0 | 1168.1  |

euler2b integrator

ncase = 2, neqn = 22

| t   | u(1)   | u(im)  | u(neqn) |
|-----|--------|--------|---------|
| 0   | 298.0  | 298.0  | 298.0   |
| 33  | 1987.9 | 1002.1 | 394.1   |
| 67  | 1991.0 | 1217.9 | 622.6   |
| 100 | 1992.5 | 1344.7 | 834.0   |
| 133 | 1993.7 | 1446.7 | 1014.4  |
| 167 | 1994.7 | 1532.3 | 1166.8  |

rkc4a integrator

ncase = 3, neqn = 22

| t   | u(1)   | u(im)  | u(neqn) |
|-----|--------|--------|---------|
| 0   | 298.0  | 298.0  | 298.0   |
| 33  | 1988.0 | 1002.2 | 394.2   |
| 67  | 1991.0 | 1218.1 | 622.8   |
| 100 | 1992.6 | 1345.0 | 834.7   |



|     |        |        |        |
|-----|--------|--------|--------|
| 133 | 1993.7 | 1447.2 | 1015.3 |
| 167 | 1994.7 | 1533.0 | 1168.1 |

rkc4b integrator

ncase = 4, neqn = 22

| t   | u(1)   | u(im)  | u(neqn) |
|-----|--------|--------|---------|
| 0   | 298.0  | 298.0  | 298.0   |
| 33  | 1986.0 | 1002.2 | 394.2   |
| 67  | 1991.0 | 1217.9 | 622.6   |
| 100 | 1992.3 | 1344.9 | 834.4   |
| 133 | 1993.6 | 1446.9 | 1014.8  |
| 167 | 1994.7 | 1532.5 | 1167.2  |

rkf45a integrator

ncase = 5, neqn = 22

| t   | u(1)   | u(im)  | u(neqn) |
|-----|--------|--------|---------|
| 0   | 298.0  | 298.0  | 298.0   |
| 33  | 1988.0 | 1002.2 | 394.2   |
| 67  | 1991.0 | 1218.1 | 622.8   |
| 100 | 1992.6 | 1345.0 | 834.7   |
| 133 | 1993.7 | 1447.2 | 1015.3  |
| 167 | 1994.7 | 1533.0 | 1168.1  |

rkf45b integrator

ncase = 6, neqn = 22

| t   | u(1)   | u(im)  | u(neqn) |
|-----|--------|--------|---------|
| 0   | 298.0  | 298.0  | 298.0   |
| 33  | 1988.0 | 1002.2 | 394.2   |
| 67  | 1990.0 | 1218.1 | 622.8   |
| 100 | 1989.5 | 1345.0 | 834.6   |
| 133 | 1993.7 | 1446.9 | 1014.8  |
| 167 | 1994.6 | 1532.7 | 1167.5  |

This output is equivalent to the output from the preceding MATLAB (Section 5.1) and C (Section 5.2). We now proceed to the Fortran programming of the nonlinear PDE.

## 5.4 Programming in Fortran

Again, since main Program 2.4.1 is unchanged, it is not listed here. *intpar*, *par*, *initial*, *deriv*, and *fprint* are listed below:

```

 subroutine intpar(neqn,nout,nsteps,t0,tf,abserr,relerr)
C
C Subroutine intpar sets the parameters to control the
C integration of the nonlinear PDE problem
C
C Double precision coding is used
 implicit double precision(a-h,o-z)
C
C Number of ODEs
 neqn=22
C
C Number of output points
 nout=6
C
C Maximum number of steps in the interval t0 to tf
 nsteps=1000
C
C Initial, final values of the independent variable
 t0=0.0d0
 tf=0.2d0
C
C Error tolerances
 abserr=1.0d-01
 relerr=1.0d-05
 return
C
C End of intpar
 end

 subroutine par
C
C Double precision coding is used
 implicit double precision(a-h,o-z)
C
C Global variables
 common/p/ alpha, xk, sigma, xl, ui, ua,
 + a, e, rhos, cps, xls, cs

```

```

C
C Subroutine par sets the parameters for the nonlinear PDE
 alpha=1.0d-06
 xk=1.0d0
 sigma=5.67d-08
 xl=0.1d0
 ui=298.0d0
 ua=2000.0d0
 a=1.0d0
 e=1.0d0
 rhos=7800.0d0
 cps=435.0d0
 xls=0.025d0
 cs=rhos*cps*xls
 return
C
C End of par
 end

 subroutine inital(neqn,t,u0)
C
C Subroutine inital sets the initial condition vector
C for the nonlinear PDE problem
C
C Double precision coding is used
 implicit double precision(a-h,o-z)
C
C Global variables
 common/p/ alpha, xk, sigma, xl, ui, ua,
 + a, e, rhos, cps, xls, cs
C
C Size the arrays
 dimension u0(neqn)
C
C Problem parameters
 call par
C
C Initial condition
 do i=1,neqn
 u0(i)=ui
 end do
 return
C
C End of inital
 end

```

```

 subroutine derv(neqn,t,u,ut)
C
C Subroutine derv computes the derivative vector
C of the nonlinear PDE problem
C
C Double precision coding is used
 implicit double precision(a-h,o-z)
C
C Global variables
 common/p/ alpha, xk, sigma, xl, ui, ua,
 + a, e, rhos, cps, xls, cs
C
C Size the arrays
 dimension u(neqn), ut(neqn)
C
C Spatial grid
 dx=1.0d0/dfloat(neqn-2)
 dxs=dx*dx
C
C Insulation
 do i=1,neqn-2
 if(i.eq.1)then
 u0=u(2)+2.0d0*dx*xl*(sigma/xk)*(a*ua**4-e*u(1)**4)
 ut(i)=(u(2)-2.0d0*u(1)+u0)/dxs
 else
 ut(i)=(u(i+1)-2.0d0*u(i)+u(i-1))/dxs
 end if
 end do
C
C Steel
 ut(neqn)=(xk*xl/alpha)*(1.0d0/cs)*(u(neqn-2)
 -u(neqn-1))/dx
 ut(neqn-1)=ut(neqn)
C
C End of derv
 return
 end

 subroutine fprint(no,ncase,neqn,t,u)
C
C Subroutine fprint displays the numerical solution to the
C nonlinear PDE problem
C
C Double precision coding is used
 implicit double precision(a-h,o-z)

```

```

C
C Global variables
 common/p/ alpha, xk, sigma, xl, ui, ua,
 + a, e, rhos, cps, xls, cs
C
C Size the arrays
 dimension u(neqn)
C
C Print a heading for the solution at t = 0
 if(t.le.0.0d0)then
C
C Label for ODE integrator
C
C Fixed step modified Euler
 if(ncase.eq.1)then
 write(no,11)
11 format(//,' euler2a integrator')
C
C Variable step modified Euler
 else if(ncase.eq.2)then
 write(no,12)
12 format(//,' euler2b integrator')
C
C Fixed step classical fourth order RK
 else if(ncase.eq.3)then
 write(no,13)
13 format(//,' rkc4a integrator')
C
C Variable step classical fourth order RK
 else if(ncase.eq.4)then
 write(no,14)
14 format(//,' rkc4b integrator')
C
C Fixed step RK Fehlberg 45
 else if(ncase.eq.5)then
 write(no,15)
15 format(//,' rkf45a integrator')
C
C Variable step RK Fehlberg 45
 else if(ncase.eq.6)then
 write(no,16)
16 format(//,' rkf45b integrator')
 end if
C
C Heading

```

```

 write(no,2)ncase,neqn
2 format(/,' ncase = ',i2,' neqn = ',i2,/)
 write(no,3)
3 format(' t u(1) u(im) u(neqn)')
C
C End of t = 0 heading
 end if
C
C Numerical and analytical solution output
C
C Grid index of midpoint
 im=neqn/2
C
C Display the numerical solution
 tmin=t*xl**2/alpha/60.0d0
 write(no,4) tmin, u(1), u(im), u(neqn)
4 format(f6.1,3f10.2)
 return
C
C End of fprint
 end

```

**Program 5.4.1**

*intpar, par, initial, deriv, and fprint* for the solution of Equations 5.8 to 5.12

The output from the routines of Program 5.4.1 is listed below:

euler2a integrator

ncase = 1 neqn = 22

| t     | u(1)    | u(im)   | u(neqn) |
|-------|---------|---------|---------|
| 0.0   | 298.00  | 298.00  | 298.00  |
| 33.3  | 1987.96 | 1002.15 | 394.17  |
| 66.7  | 1991.05 | 1218.09 | 622.84  |
| 100.0 | 1992.55 | 1345.04 | 834.65  |
| 133.3 | 1993.72 | 1447.20 | 1015.31 |
| 166.7 | 1994.70 | 1533.03 | 1168.10 |

euler2b integrator

ncase = 2 neqn = 22

| t   | u(1)   | u(im)  | u(neqn) |
|-----|--------|--------|---------|
| 0.0 | 298.00 | 298.00 | 298.00  |

|       |         |         |         |
|-------|---------|---------|---------|
| 33.3  | 1987.93 | 1002.11 | 394.14  |
| 66.7  | 1991.00 | 1217.92 | 622.58  |
| 100.0 | 1992.54 | 1344.68 | 834.02  |
| 133.3 | 1993.68 | 1446.70 | 1014.43 |
| 166.7 | 1994.65 | 1532.29 | 1166.78 |

rkc4a integrator

ncase = 3    neqn = 22

| t     | u(1)    | u(im)   | u(neqn) |
|-------|---------|---------|---------|
| 0.0   | 298.00  | 298.00  | 298.00  |
| 33.3  | 1987.96 | 1002.16 | 394.17  |
| 66.7  | 1991.05 | 1218.10 | 622.85  |
| 100.0 | 1992.55 | 1345.05 | 834.66  |
| 133.3 | 1993.72 | 1447.20 | 1015.32 |
| 166.7 | 1994.70 | 1533.03 | 1168.10 |

rkc4b integrator

ncase = 4    neqn = 22

| t     | u(1)    | u(im)   | u(neqn) |
|-------|---------|---------|---------|
| 0.0   | 298.00  | 298.00  | 298.00  |
| 33.3  | 1986.00 | 1002.16 | 394.17  |
| 66.7  | 1991.04 | 1217.94 | 622.61  |
| 100.0 | 1992.35 | 1344.91 | 834.42  |
| 133.3 | 1993.56 | 1446.90 | 1014.78 |
| 166.7 | 1994.69 | 1532.53 | 1167.22 |

rkf45a integrator

ncase = 5    neqn = 22

| t     | u(1)    | u(im)   | u(neqn) |
|-------|---------|---------|---------|
| 0.0   | 298.00  | 298.00  | 298.00  |
| 33.3  | 1987.96 | 1002.16 | 394.17  |
| 66.7  | 1991.05 | 1218.10 | 622.85  |
| 100.0 | 1992.55 | 1345.05 | 834.66  |
| 133.3 | 1993.72 | 1447.20 | 1015.32 |
| 166.7 | 1994.70 | 1533.03 | 1168.10 |

```
rkf45b integrator
```

```
ncase = 6 neqn = 22
```

| t     | u(1)    | u(im)   | u(neqn) |
|-------|---------|---------|---------|
| 0.0   | 298.00  | 298.00  | 298.00  |
| 33.3  | 1988.02 | 1002.16 | 394.17  |
| 66.7  | 1991.28 | 1218.10 | 622.85  |
| 100.0 | 1992.55 | 1345.05 | 834.66  |
| 133.3 | 1993.94 | 1447.02 | 1014.99 |
| 166.7 | 1994.68 | 1532.63 | 1167.40 |

This output is equivalent to the output from the preceding MATLAB (Section 5.1), C (Section 5.2), and C++ (Section 5.3). We now proceed to the Java programming of the nonlinear PDE.

## 5.5 Programming in Java

Again, since main Program 2.5.1 is unchanged in the nonlinear PDE problem, it is not listed here. An interface routine is listed below:

```
/*
 Define the common (global) variables for the
 nonlinear PDE integration
*/
package mol;

public class MOL
{
 /* Maximum (default) number of ODEs */
 public int SIZE=500;

 /* Variables for ODE integration */

 public int neqn, nout, nsteps;

 public double t0, tf, abserr, relerr;
 public double u[], u0[], e[];
```



```

/* Parameters for PDE */
public double
alpha, k, sigma, L,
ui, ua, ar, er,
rhos, cps, ls, cs=rhos*cps*ls,
xl, xu,dx=(xu-xl)/(neqn-2), dxs=dx*dx;
public MOL()
{
}
}

```

### Program 5.5.1

Interface routine for the solution of Equations 5.8 to 5.12

*intpar*, *par*, *inital*, *deriv*, and *fprint* are listed next:

```

/* This file is a member of the package mol */
package mol;

import mol.MOL;
import java.math.*;
import java.io.*;
import java.text.*;

public class DEF extends MOL implements pdenoninterface
{
 public DEF()
 {
 /* Integration parameters */
 this.intpar();

 /* Declare arrays */
 u0=new double[SIZE];
 u=new double[SIZE];
 e=new double[SIZE];

 /* Problem parameters */
 this.par();

 /* Initial condition vector */
 this.inital();
 }
}

```

```

public void intpar()

/* Function intpar sets the parameters to control the
integration of the nonlinear PDE */
{
 /* Number of ODEs */
 neqn=22;

 /* Size of arrays in MOL library */
 SIZE=neqn+1;

 /* Number of output points */
 nout=6;

 /* Maximum number of steps in the interval t0 to tf */
 nsteps=1000;

 /* Initial, final values of the independent variable */
 t0=0.0;
 tf=0.2;

 /* Error tolerances */
 abserr=Math.pow(10.0,-1.0);
 relerr=Math.pow(10.0,-5.0);

/* End of intpar */
}

public void par()

/* Function par sets the parameters for the nonlinear PDE */
{
alpha=1.0e-06; k=1.0; sigma=5.67e-08; L=0.1;
ui=298.0; ua=2000.0; ar=1.0; er=1.0;
rhos=7800.0; cps=435.0; ls=0.025; cs=rhos*cps*ls;
xl=0.0; xu=1.0; dx=(xu-xl)/(neqn-2); dxs=dx*dx;

/* End of par */
}

public void inital()

/* Function inital sets the initial condition vector for
the nonlinear PDE */

```

```

{
 /* Type variables */
 int i;

 /* Initial condition */
 for(i=1;i<=neqn;i++)
 {
 u0[i]=ui;
 }

 /* End of initial */
}

public void deriv(double ut[], double t, double u[])

/* Function deriv computes the derivative vector of the
nonlinear PDE */
{
 /* Type variables */
 double u0;
 int i;

 /* Problem parameters */
 par();

 /* Insulation */
 for(i=1;i<=(neqn-1);i++)
 {
 if(i==1)
 {
 u0=u[2]+2.0*dx*L*(sigma/k)*(ar*Math.pow(ua,4)
 -er*Math.pow(u[1],4));
 ut[1]=(u[2]-2.0*u[1]+u0)/dxs;
 }
 if(i>1)
 {
 ut[i]=(u[i+1]-2.0*u[i]+u[i-1])/dxs;
 }
 }

 /* Steel */
 ut[neqn]=(k*L/alpha)*(1.0/cs)*(u[neqn-2]-u[neqn-1])/dx;
 ut[neqn-1]=ut[neqn];
}

```

```

/* End of derv */
}

public void fprint(PrintWriter f, int ncase, int neqn,
 double t, double u[])

/* Function fprint displays the numerical solution to the
nonlinear PDE */
{
 /* Type variables */
 int im;

 /* Print a heading for the solution at t = 0 */
 if(t<=0.0)
 {
 /* Label for ODE integrator */
 switch(ncase)
 {
 /*Fixed step modified Euler */
 case 1:
 f.println("\n\n euler2a integrator\n");
 break;

 /* Variable step modified Euler */
 case 2:
 f.println("\n\n euler2b integrator\n");
 break;

 /* Fixed step classical fourth order RK */
 case 3:
 f.println("\n\n rkc4a integrator\n");
 break;

 /* Variable step classical fourth order RK */
 case 4:
 f.println("\n\n rkc4b integrator\n");
 break;

 /* Fixed step RK Fehlberg 45 */
 case 5:
 f.println("\n\n rkf45a integrator\n");
 break;

 /* Variable step RK Fehlberg 45 */

```

```

 case 6:
 f.println("\n\n rkf45b integrator\n");
 break;
 }

 /* Heading */
 f.println(" neqn = "+neqn+ " ncase = "+ncase+" \n");
 f.println(" t u(1) u(im) u(neqn) ");

 /* End of t = 0 heading */
}

/* Grid index of midpoint */
im=(neqn+1)/2;

/* Display format for floating numbers */
DecimalFormat df1=new DecimalFormat("0.00");
DecimalFormat df2=new DecimalFormat("0.0");

/* Display the numerical solution */
f.println(df1.format(t)
 +"\t " +df2.format(u[1])
 +"\t " +df2.format(u[im])
 +"\t " +df2.format(u[neqn]));

/* End of fprint */
}

/* End of DEF */
}

```

**Program 5.5.2**

*intpar, par, initial, deriv, and fprint* for the solution of Equations 5.8 to 5.12

The output from the preceding routines is listed below:

```
euler2a integrator
```

```
neqn = 22 ncase = 1
```

| t    | u(1)   | u(im)  | u(neqn) |
|------|--------|--------|---------|
| 0.00 | 298.0  | 298.0  | 298.0   |
| 0.20 | 1988.0 | 1002.1 | 394.2   |
| 0.40 | 1991.0 | 1218.1 | 622.8   |

|      |        |        |        |
|------|--------|--------|--------|
| 0.60 | 1992.6 | 1345.0 | 834.7  |
| 0.80 | 1993.7 | 1447.2 | 1015.3 |
| 1.00 | 1994.7 | 1533.0 | 1168.1 |

euler2b integrator

neqn = 22 ncase = 2

| t    | u(1)   | u(im)  | u(neqn) |
|------|--------|--------|---------|
| 0.00 | 298.0  | 298.0  | 298.0   |
| 0.20 | 1987.9 | 1002.1 | 394.1   |
| 0.40 | 1991.0 | 1217.9 | 622.6   |
| 0.60 | 1992.5 | 1344.7 | 834.0   |
| 0.80 | 1993.7 | 1446.7 | 1014.4  |
| 1.00 | 1994.7 | 1532.3 | 1166.8  |

rkc4a integrator

neqn = 22 ncase = 3

| t    | u(1)   | u(im)  | u(neqn) |
|------|--------|--------|---------|
| 0.00 | 298.0  | 298.0  | 298.0   |
| 0.20 | 1988.0 | 1002.2 | 394.2   |
| 0.40 | 1991.0 | 1218.1 | 622.8   |
| 0.60 | 1992.6 | 1345.0 | 834.7   |
| 0.80 | 1993.7 | 1447.2 | 1015.3  |
| 1.00 | 1994.7 | 1533.0 | 1168.1  |

rkc4b integrator

neqn = 22 ncase = 4

| t    | u(1)   | u(im)  | u(neqn) |
|------|--------|--------|---------|
| 0.00 | 298.0  | 298.0  | 298.0   |
| 0.20 | 1986.0 | 1002.2 | 394.2   |
| 0.40 | 1991.0 | 1217.9 | 622.6   |
| 0.60 | 1992.3 | 1344.9 | 834.4   |
| 0.80 | 1993.6 | 1446.9 | 1014.8  |
| 1.00 | 1994.7 | 1532.5 | 1167.2  |

```
rkf45a integrator
```

```
neqn = 22 ncase = 5
```

| t    | u(1)   | u(im)  | u(neqn) |
|------|--------|--------|---------|
| 0.00 | 298.0  | 298.0  | 298.0   |
| 0.20 | 1988.0 | 1002.2 | 394.2   |
| 0.40 | 1991.0 | 1218.1 | 622.8   |
| 0.60 | 1992.6 | 1345.0 | 834.7   |
| 0.80 | 1993.7 | 1447.2 | 1015.3  |
| 1.00 | 1994.7 | 1533.0 | 1168.1  |

```
rkf45b integrator
```

```
neqn = 22 ncase = 6
```

| t    | u(1)   | u(im)  | u(neqn) |
|------|--------|--------|---------|
| 0.00 | 298.0  | 298.0  | 298.0   |
| 0.20 | 1988.0 | 1002.2 | 394.2   |
| 0.40 | 1991.3 | 1218.1 | 622.8   |
| 0.60 | 1992.5 | 1345.0 | 834.7   |
| 0.80 | 1993.9 | 1447.0 | 1015.0  |
| 1.00 | 1994.7 | 1532.6 | 1167.4  |

This output is equivalent to the output from the preceding MATLAB (Section 5.1), C (Section 5.2), C++ (Section 5.3), and Fortran (Section 5.4). We now proceed to the Maple programming of the nonlinear PDE.

---

## 5.6 Programming in Maple

Since main Program 5.6.1 (and subordinate routines) accesses specific files by *read* statements, it is listed first:

```
> restart;
> read "c:\\odelib\\maple\\pdenon\\pdenon.txt";
> pdenon();
```

### Program 5.6.1

Maple main program *pdenon.mws* for the numerical integration of Equations 5.8 to 5.12

```

pdenon:=proc()
#
Main program pdenon computes the numerical
solution to the nonlinear PDE system by one of
six integrators
#
Type variables
global neqn, nout, nsteps, t0, tf, abserr, relerr:
local u0, u, tp, ncase, i, j:
#
Step through six integrators
for ncase from 1 to 6 do
#
Integration parameters
read "c:\\odelib\\maple\\pdenon\\intpar.txt":
intpar():
#
Size arrays
u0:=array(1..neqn): u:=array(1..neqn):
#
Initial condition vector
read "c:\\odelib\\maple\\pdenon\\inital.txt":
inital(neqn,t0,u0):
#
Output interval
tp:=tf-t0:
#
Compute solution at nout output points
for j from 1 to nout do
#
Print current solution
read "c:\\odelib\\maple\\pdenon\\fprint.txt":
fprint(ncase,neqn,t0,u0):
#
Fixed step modified Euler integrator
if (ncase = 1) then
read "c:\\odelib\\maple\\pdenon\\euler2a.txt":
euler2a(neqn,t0,tf,u0,nsteps,u):
end if:
#
Variable step modified Euler integrator
if (ncase = 2) then
read "c:\\odelib\\maple\\pdenon\\euler2b.txt":
euler2b(neqn,t0,tf,u0,nsteps,abserr,relerr,u):
end if:

```



```

#
Fixed step classical fourth order RK integrator
if (ncase = 3) then
 read "c:\\odelib\\maple\\pdenon\\rkc4a.txt":
 rkc4a(neqn,t0,tf,u0,nsteps,u):
end if:
#
Variable step classical fourth order RK integrator
if (ncase = 4) then
 read "c:\\odelib\\maple\\pdenon\\rkc4b.txt":
 rkc4b(neqn,t0,tf,u0,nsteps,abserr,relerr,u):
end if:
#
Fixed step RK Fehlberg (RKF45) integrator
if (ncase = 5) then
 read "c:\\odelib\\maple\\pdenon\\rkf45a.txt":
 rkf45a(neqn,t0,tf,u0,nsteps,u):
end if:
#
Variable step RK Fehlberg (RKF45) integrator
if (ncase = 6) then
 read "c:\\odelib\\maple\\pdenon\\rkf45b.txt":
 rkf45b(neqn,t0,tf,u0,nsteps,abserr,relerr,u):
end if:
#
Advance solution
t0:=tf:
tf:=tf+tp:
for i from 1 to neqn do
 u0[i]:=u[i]:
end do:
#
Next output
end do:
#
Next integrator
end do:
#
End of pdenon
end:

```

**Program 5.6.2**

Maple main program *pdenon.txt* for the numerical integration of Equations 5.8 to 5.12

Note the reference to specific files by *read* statements, e.g.,

```
#
Initial condition vector
read "c:\\odelib\\maple\\pdenon\\inital.txt":
inital(neqn,t0,u0):
```

*intpar*, *inital*, *deriv*, and *fprint* are listed below:

```
intpar:=proc()
#
Function intpar sets the parameters to control the
integration of the nonlinear PDE problem
#
Type variables
global neqn, nout, nsteps, t0, tf, abserr, relerr:
#
Number of first order ODEs
neqn:=22:
#
Number of output points
nout:=6:
#
Maximum number of steps in the interval t0 to tf
nsteps:=1000:
#
Initial, final values of independent variable
t0:=0.0:
tf:=0.2:
#
Error tolerances
abserr:=1.0e-01:
relerr:=1.0e-05:
#
End of intpar
end:
```

```
inital:=proc(neqn,t,u0)
#
Function inital sets the initial condition vector
of the nonlinear PDE problem
#
Type variables
local ui, i:
#
```

```

Problem parameters
 ui:=298.0:
#
Initial condition
 for i from 1 to neqn do
 u0[i]:=ui:
 end do:
#
End of initial
 end:

derv:=proc(neqn,t,u,ut)
#
Function derv computes the derivative vector
of the nonlinear PDE problem
#
Type variables
 local
 u0,
 dx, dxs, i,
 alpha, k, sigma,
 L, ui, ua,
 a, e, rhos,
 cps, ls, cs:
#
Problem parameters
 alpha:=1.0e-06: k:=1.0: sigma:=5.67e-08:
 L:=0.1: ui:=298.0: ua:=2000.0:
 a:=1.0: e:=1.0: rhos:=7800.0:
 cps:=435.0: ls:=0.025: cs:=rhos*cps*ls:
#
Spatial grid
 dx:=1.0/(neqn-2):
 dxs:=dx*dx:
#
Insulation
 for i from 1 to neqn-2 do
 if(i=1)then
 u0:=u[2]+2.0*dx*L*(sigma/k)*(a*ua^4-e*u[1]^4):
 ut[1]:=(u[2]-2.0*u[1]+u0)/dxs:
 else
 ut[i]:=(u[i+1]-2.0*u[i]+u[i-1])/dxs:
 end if:
 end do:

```

```

#
Steel
 ut[neqn] := (k*L/alpha) * (1.0/cs) * (u[neqn-2] - u[neqn-1]) / dx:
 ut[neqn-1] := ut[neqn]:
#
End of derv
 end:

fprint := proc(ncase, neqn, t, u)
#
Function fprint displays the numerical solution
to the nonlinear PDE problem
#
Declare global variables
 global nsteps:
#
Type variables
 local
 im, tmin,
 dx, dxs, i,
 alpha, k, sigma,
 L, ui, ua,
 a, e, rhos,
 cps, ls, cs:
#
Problem parameters
 alpha:=1.0e-06: k:=1.0: sigma:=5.67e-08:
 L:=0.1: ui:=298.0: ua:=2000.0:
 a:=1.0: e:=1.0: rhos:=7800.0:
 cps:=435.0: ls:=0.025: cs:=rhos*cps*ls:
#
Print a heading for the solution at t = 0
 if (t <= 0.0) then
#
Label for ODE integrator
#
Fixed step modified Euler
 if (ncase = 1) then
 printf(`\n\n euler2a integrator\n\n`);
#
Variable step modified Euler
 elif (ncase = 2) then
 printf(`\n\n euler2b integrator\n\n`);

```

```

#
Fixed step classical fourth order RK
 elif (ncase = 3) then
 printf(`\n\n rkc4a integrator\n\n`);
#
Variable step classical fourth order RK
 elif (ncase = 4) then
 printf(`\n\n rkc4b integrator\n\n`);
#
Fixed step RK Fehlberg 45
 elif (ncase = 5) then
 printf(`\n\n rkf45a integrator\n\n`);
#
Variable step RK Fehlberg 45
 elif (ncase = 6) then
 printf(`\n\n rkf45b integrator\n\n`);
 end if:
#
Heading
 printf(` ncase = %2d neqn = %2d
 nsteps = %3d\n\n`,ncase,neqn,nsteps);
 printf(` t u(1) u(im) u(neqn)\n`);
#
End of t = 0 heading
 end if:
#
Numerical solution output
#
Grid index of midpoint
 im:=(neqn/2);
#
Display the numerical solution
 tmin:=t*L^2/alpha/60.0;
 printf(`%7.1f%10.2f%10.2f%10.2f\n`,tmin,u[1],u[im],
 u[neqn]);
#
End of fprint
 end:

```

### Program 5.6.3

*intpar*, *inital*, *derv*, and *fprint* for the solution of Equations 5.8 to 5.12

Programs 5.6.1, 5.6.2, and 5.6.3 closely parallel Programs 4.6.1, 4.6.2, and 4.6.3 so they will not be discussed here.

The output from the preceding routines is listed below:

euler2a integrator

ncase = 1 neqn = 22 nsteps = 1000

| t     | u(1)    | u(im)   | u(neqn) |
|-------|---------|---------|---------|
| 0.0   | 298.00  | 298.00  | 298.00  |
| 33.3  | 1987.96 | 1002.15 | 394.17  |
| 66.7  | 1991.05 | 1218.09 | 622.84  |
| 100.0 | 1992.55 | 1345.04 | 834.65  |
| 133.3 | 1993.72 | 1447.20 | 1015.31 |
| 166.7 | 1994.70 | 1533.03 | 1168.10 |

euler2b integrator

ncase = 2 neqn = 22 nsteps = 1000

| t     | u(1)    | u(im)   | u(neqn) |
|-------|---------|---------|---------|
| 0.0   | 298.00  | 298.00  | 298.00  |
| 33.3  | 1987.93 | 1002.11 | 394.14  |
| 66.7  | 1991.00 | 1217.92 | 622.58  |
| 100.0 | 1992.54 | 1344.68 | 834.02  |
| 133.3 | 1993.68 | 1446.70 | 1014.43 |
| 166.7 | 1994.65 | 1532.29 | 1166.78 |

rkc4a integrator

ncase = 3 neqn = 22 nsteps = 1000

| t     | u(1)    | u(im)   | u(neqn) |
|-------|---------|---------|---------|
| 0.0   | 298.00  | 298.00  | 298.00  |
| 33.3  | 1987.96 | 1002.16 | 394.17  |
| 66.7  | 1991.05 | 1218.10 | 622.85  |
| 100.0 | 1992.55 | 1345.05 | 834.66  |
| 133.3 | 1993.72 | 1447.20 | 1015.32 |
| 166.7 | 1994.70 | 1533.03 | 1168.10 |

rkc4b integrator

ncase = 4 neqn = 22 nsteps = 1000

| t   | u(1)   | u(im)  | u(neqn) |
|-----|--------|--------|---------|
| 0.0 | 298.00 | 298.00 | 298.00  |

|       |         |         |         |
|-------|---------|---------|---------|
| 33.3  | 1987.94 | 1001.97 | 394.06  |
| 66.7  | 1990.90 | 1217.84 | 622.46  |
| 100.0 | 1992.54 | 1344.63 | 833.92  |
| 133.3 | 1993.70 | 1446.55 | 1014.16 |
| 166.7 | 1994.65 | 1532.15 | 1166.53 |

rkf45a integrator

ncase = 5    neqn = 22    nsteps = 1000

| t     | u(1)    | u(im)   | u(neqn) |
|-------|---------|---------|---------|
| 0.0   | 298.00  | 298.00  | 298.00  |
| 33.3  | 1987.96 | 1002.16 | 394.17  |
| 66.7  | 1991.05 | 1218.10 | 622.85  |
| 100.0 | 1992.55 | 1345.05 | 834.66  |
| 133.3 | 1993.72 | 1447.20 | 1015.32 |
| 166.7 | 1994.70 | 1533.03 | 1168.10 |

rkf45b integrator

ncase = 6    neqn = 22    nsteps = 1000

| t     | u(1)    | u(im)   | u(neqn) |
|-------|---------|---------|---------|
| 0.0   | 298.00  | 298.00  | 298.00  |
| 33.3  | 1988.01 | 1002.16 | 394.17  |
| 66.7  | 1991.05 | 1217.81 | 622.40  |
| 100.0 | 1992.54 | 1344.61 | 833.89  |
| 133.3 | 1993.73 | 1446.47 | 1014.02 |
| 166.7 | 1994.70 | 1532.10 | 1166.45 |

This output is equivalent to the output from the preceding MATLAB (Section 5.1), C (Section 5.2), C++ (Section 5.3), Fortran (Section 5.4), and Java (Section 5.5).

This completes the discussion of the nonlinear PDE problem programmed in the six languages. We now consider an interpretation of the application of the six programs and the outputs.

The collapse of the World Trade Center (WTC) towers on September 11, 2001 is generally attributed to the effect of the fires that resulted from burning jet fuel. Specifically, the structural steel was heated by the fires until it was weakened to the point that it could no longer support the towers; the four to six floors that suffered the most direct impact of the fires collapsed onto the

floors below, which in turn were overloaded and collapsed. This successive floor collapse propagated down the towers until they completely collapsed onto the ground.

The structural steel was insulated to protect it from fire (a standard practice in the construction of buildings with steel frames). The question of how well this insulation protected the columns from the fires is complicated by two additional factors:

- Some of the vertical columns in the outer walls of the towers were sheared off by the planes; thus, vertical support from these columns was lost.
- The insulation at the point of impact of the planes was damaged and, in the case of some columns, was dislodged so that the steel in those columns was unprotected from the fire.

Thus, the situation surrounding the impact of the planes and the resulting fires was complicated, and a detailed analysis is certainly beyond the scope of this discussion. However, a central question remains of how much the insulation that remained intact protected the steel columns from the burning jet fuel. The fact that the buildings did not collapse immediately suggests that the insulation was effective; the delayed collapse, summarized below, may have saved up to as many as 25,000 lives of the people who were able to escape the towers:

| Tower | Time to Collapse<br>(min) |
|-------|---------------------------|
| North | 143                       |
| South | 56                        |

The preceding model of steel covered with insulation and subject to a high temperature through thermal radiation gives some insight into how the insulation might have performed. The numerical parameters that were used in the calculations are representative of the values for steel, insulation, and thermal radiation, but they cannot be considered accurate in the sense that they apply with certainty to the situation in the towers immediately after the time of impact of the planes. This is particularly true because of the complexity of the devastation that occurred at the points of impact.

However, solutions to the model Equations 5.8 to 5.12 give an indication of how the structural steel temperatures may have increased with time. Specifically, if we consider the last output (from Programs 5.6.1, 5.6.2, and 5.6.3), we first observe that the temperature of the insulation directly facing the flame,  $u(1)$ , increases rapidly:



```
ncase = 6 neqn = 22 nsteps = 1000
```

```

t u(1)
0.0 298.00
33.3 1988.01
66.7 1991.05
100.0 1992.54
133.3 1993.73
166.7 1994.70
```

This numerical output also gives some indication of what might have happened to the steel from which the insulation was dislodged. Clearly in a matter of a few minutes the temperatures reached values that would cause the steel to soften.

The interior insulation temperatures (at the midpoint of the insulation,  $u(im) = u(11)$ , and at the insulation/steel interface,  $u(neqn) = u(22)$ ) were substantially delayed in time:

```
ncase = 6 neqn = 22 nsteps = 1000
```

```

t u(im) u(neqn)
0.0 298.00 298.00
33.3 1002.16 394.17
66.7 1217.81 622.40
100.0 1344.61 833.89
133.3 1446.47 1014.02
166.7 1532.10 1166.45
```

At the insulation/steel interface ( $neqn = 22$ ), the steel temperature eventually enters a temperature range that would lead to substantial weakening of the steel,

| Time (min) | Steel Temperature |      |
|------------|-------------------|------|
|            | K                 | F    |
| 66.7       | 622.40            | 660  |
| 100.0      | 833.89            | 1041 |
| 133.3      | 1014.02           | 1365 |

The time delay of about 60 to 120 min is approximately in agreement with the time of collapse of the towers, which suggests that the insulation was effective in delaying the collapse.

However, there is substantial uncertainty in the model. Therefore, the reader may wish to study the effect of parameter changes on the model output. The parameter values are set in the following code taken from Program 5.6.3:

```
#
Problem parameters
alpha:=1.0e-06: k:=1.0: sigma:=5.67e-08:
L:=0.1: ui:=298.0: ua:=2000.0:
a:=1.0: e:=1.0: rhos:=7800.0:
cps:=435.0: ls:=0.025: cs:=rhos*cps*ls:
```

Here are some suggested variations in the parameter values:

| Parameter                     | Current Value                      | Variation                                      |
|-------------------------------|------------------------------------|------------------------------------------------|
| Thermal conductivity, $k$     | 1.0 J/s·m <sup>2</sup> ·K          | 0.5–2.0                                        |
| Thermal diffusivity, $\alpha$ | 10 <sup>-6</sup> m <sup>2</sup> /s | 0.8 × 10 <sup>-6</sup> –1.2 × 10 <sup>-6</sup> |
| Insulation thickness, $L$     | 0.1 m                              | 0.1–0.2                                        |
| Steel thickness, $ls$         | 0.025 m                            | 0.025–0.1                                      |
| Absorptivity, $a$             | 1.0 (dimensionless)                | 0.25–1.0                                       |
| Emissivity, $e$               | 1.0 (dimensionless)                | 0.25–1.0                                       |
| Flame temperature, $ua$       | 2000 (K)                           | 1800–2000                                      |

The reader will observe when making the suggested variations in the parameters that:

- Some parameters are more *sensitive* than others in affecting the steel temperature variations with time.
- The heating of the steel is substantially affected by the parameters. Thus, the conclusions drawn from the model (e.g., when the steel begins to weaken substantially) are determined significantly by the values of the model parameters.
- The preceding conclusion indicates the need for reliable parameter values, and the increased uncertainty of the conclusions drawn from the model with increased uncertainty in the model parameters. Thus, experimental measurements of the model parameters (in a laboratory) would be well worth the effort if models such as the one outlined in this chapter are to be used. Additionally, laboratory measurements of the strength of steel as a function of temperature would be essential for the interpretation of the solutions computed from the mathematical model of Equations 5.8 to 5.12.
- Although the uncertainty in the model output is substantial, we would look to a refinement of the model as the next logical step for better

understanding of the basic problem (the effect of fire on structural steel); that is, we would refine the equations and parameters. The alternative is to design without an analysis that serves as a quantitative guide; this would be unacceptable for the design of important physical and chemical systems.

Thus, we conclude with an indication of the following:

- How ODE/PDE models might be used in important applications
- Some numerical methods and associated software that can produce reliable (accurate) numerical solutions with reasonable effort

In general, computation has become an essential part of scientific and engineering analysis, particularly for situations that can only be studied mathematically, and perhaps augmented by laboratory data, such as the effect of fire on structural steel, and its implications for the safety of large structures. Another example is the growth of tumors modeled by the  $1 \times 1$  ODE system. The insights gained by computational analysis are indispensable for the understanding and design of scientific and engineering systems. We hope the preceding material in Chapters 1 to 5, and the supplementary material in the following Appendices A to F, will be of assistance in this type of analysis.

# Appendix A

## *Embedded Runge Kutta Pairs*

The following 17 embedded RK pairs can be used for practice programming (Pairs 1, 9, and 11 are already programmed in Chapters 1 and 2 and the programs can therefore be used as templates). The performance of the error estimators can also be studied by applying the algorithms to problems with known analytical solutions as was done in Chapters 1 to 4. Of course, the 17 algorithms can also be applied to general  $nxn$  nonstiff ODE problems, with extensions to PDEs by the *method of lines*. Stiff ODEs can be studied by the methods discussed in Appendix C.

The equations of each algorithm are listed in the order in which they would be programmed; i.e., they are listed in an executable sequence. Three pairs appear in routines discussed in Chapter 2:

| Pair | Routine                                                       |
|------|---------------------------------------------------------------|
| 1    | <i>euler2a</i> (fixed step)<br><i>euler2b</i> (variable step) |
| 9    | <i>rkf45a</i> (fixed step)<br><i>rkf45b</i> (variable step)   |
| 11   | <i>rk4a</i> (fixed step)<br><i>rk4b</i> (variable step)       |

| Pair 1<br>Calculation | (1,2) Chap 1<br>Equation                        |
|-----------------------|-------------------------------------------------|
| Stage 1               | $k_1 = f(y_i, t_i)h$                            |
| Stage 2               | $k_2 = f(y_i + k_1, t_i + h)h$                  |
| Step $O(h^1)$         | $y_{i+1}^{(1)} = y_i + k_1$                     |
| Est error             | $e_{i+1}^{(1)} = \frac{1}{2}(k_2 - k_1)$        |
| Step $O(h^2)$         | $y_{i+1}^{(2)} = y_{i+1}^{(1)} + e_{i+1}^{(1)}$ |
| Step $t$              | $t_{i+1} = t_i + h$                             |

| Pair 2<br>Calculation | (2,3) Chap 1<br>Equation                                                 |
|-----------------------|--------------------------------------------------------------------------|
| Stage 1               | $k_1 = f(y_i, t_i)h$                                                     |
| Stage 2               | $k_2 = f(y_i + \frac{2}{3}k_1, t_i + \frac{2}{3}h)h$                     |
| Stage 3               | $k_3 = f(y_i + \frac{2}{3}k_2, t_i + \frac{2}{3}h)h$                     |
| Step $O(h^2)$         | $y_{i+1}^{(2)} = y_i + \frac{1}{4}k_1 + \frac{3}{4}k_2$                  |
| Step $O(h^3)$         | $y_{i+1}^{(3)} = y_i + \frac{2}{8}k_1 + \frac{3}{8}k_2 + \frac{3}{8}k_3$ |
| Est error             | $e_{i+1}^{(2)} = y_{i+1}^{(3)} - y_{i+1}^{(2)}$                          |
| Step $t$              | $t_{i+1} = t_i + h$                                                      |

| Pair 3<br>Calculation | (2,3)<br>Equation                                  |
|-----------------------|----------------------------------------------------|
| Stage 1               | $k_1 = f(y_i, t_i)h$                               |
| Stage 2               | $k_2 = f(y_i + \frac{k_1}{2}, t_i + \frac{h}{2})h$ |
| Stage 3               | $k_3 = f(y_i - k_1 + 2k_2, t_i + h)h$              |
| Step $O(h^2)$         | $y_{i+1}^{(2)} = y_i + \frac{1}{2}(k_1 + k_3)$     |
| Est error             | $e_{i+1}^{(2)} = \frac{1}{3}(-k_1 + 2k_2 - k_3)$   |
| Step $O(h^3)$         | $y_{i+1}^{(3)} = y_{i+1}^{(2)} + e_{i+1}^{(2)}$    |
| Step $t$              | $t_{i+1} = t_i + h$                                |

| Pair 4<br>Calculation | (3,4)<br>Equation                                                              |
|-----------------------|--------------------------------------------------------------------------------|
| Stage 1               | $k_1 = f(y_i, t_i)\frac{h}{3}$                                                 |
| Stage 2               | $k_2 = f(y_i + k_1, t_i + \frac{h}{3})\frac{h}{3}$                             |
| Stage 3               | $k_3 = f(y_i + \frac{1}{2}(k_1 + k_2), t_i + \frac{h}{3})\frac{h}{3}$          |
| Stage 4               | $k_4 = f(y_i + \frac{3}{8}k_1 + \frac{9}{8}k_3, t_i + \frac{h}{2})\frac{h}{3}$ |
| Stage 5               | $k_5 = f(y_i + \frac{3}{2}k_1 - \frac{9}{2}k_3 + 6k_4, t_i + h)\frac{h}{3}$    |
| Step $O(h^3)$         | $y_{i+1}^{(3)} = y_i + \frac{1}{2}(k_1 + 4k_4 + k_5)$                          |
| Est error             | $e_{i+1}^{(3)} = \frac{1}{5}(-k_1 + \frac{9}{2}k_3 - 4k_4 + \frac{1}{2}k_5)$   |
| Step $O(h^4)$         | $y_{i+1}^{(4)} = y_{i+1}^{(3)} + e_{i+1}^{(3)}$                                |
| Step $t$              | $t_{i+1} = t_i + h$                                                            |

| Pair 5        | (3,4)                                                                                                            |
|---------------|------------------------------------------------------------------------------------------------------------------|
| Calculation   | Equation                                                                                                         |
| Stage 1       | $k_1 = f(y_i, t_i)h$                                                                                             |
| Stage 2       | $k_2 = f(y_i - 0.4k_1, t_i - 0.4h)h$                                                                             |
| Stage 3       | $k_3 = f(y_i + 0.6684895833k_1 - 0.2434895833k_2, t_i + 0.425h)h$                                                |
| Stage 4       | $k_4 = f(y_i - 2.323685857k_1 + 1.125483559k_2 + 2.198202298k_3, t_i + h)h$                                      |
| Step $O(h^3)$ | $y_{i+1}^{(3)} = y_i + 0.03968253968k_2 + 0.7729468599k_3 + 0.18737060041k_4$                                    |
| Est error     | $e_{i+1}^{(3)} = -y_{i+1}^{(3)} + y_i + 0.03431372549k_1 + 0.02705627706k_2 + 0.7440130202k_3 + 0.1946169772k_4$ |
| Step $O(h^4)$ | $y_{i+1}^{(4)} = y_{i+1}^{(3)} + e_{i+1}^{(3)}$                                                                  |
| Step $t$      | $t_{i+1} = t_i + h$                                                                                              |

| Pair 6        | (4,5)                                                                                                                        |
|---------------|------------------------------------------------------------------------------------------------------------------------------|
| Calculation   | Equation                                                                                                                     |
| Stage 1       | $k_1 = f(y_i, t_i)h$                                                                                                         |
| Stage 2       | $k_2 = f(y_i + 0.0005k_1, t_i + 0.0005h)h$                                                                                   |
| Stage 3       | $k_3 = f(y_i - 80.89939470k_1 + 81.18439470k_2, t_i + 0.285h)h$                                                              |
| Stage 4       | $k_4 = f(y_i + 2113.327899k_1 - 2117.778035k_2 + 5.442136522k_3, t_i + 0.992h)h$                                             |
| Stage 5       | $k_5 = f(y_i + 2249.757677k_1 - 2254.489040k_2 + 5.739991965k_3 - 0.008629230728k_4, t_i + h)h$                              |
| Step $O(h^4)$ | $y_{i+1}^{(4)} = y_i - 131.2823524k_1 + 131.4998223k_2 + 0.4837620276k_3 + 0.2987680554k_4$                                  |
| Est error     | $e_{i+1}^{(4)} = -y_{i+1}^{(4)} + y_i + 65.80784286k_1 - 65.94767173k_2 + 0.7959885276k_3 + 4.715404915k_4 - 4.371564570k_5$ |
| Step $O(h^5)$ | $y_{i+1}^{(5)} = y_{i+1}^{(4)} + e_{i+1}^{(4)}$                                                                              |
| Step $t$      | $t_{i+1} = t_i + h$                                                                                                          |

| Pair 7        | (3,4)                                                                                |
|---------------|--------------------------------------------------------------------------------------|
| Calculation   | Equation                                                                             |
| Stage 1       | $k_1 = f(y_i, t_i)h$                                                                 |
| Stage 2       | $k_2 = f(y_i + \frac{1}{3}k_1, t_i + \frac{1}{3}h)h$                                 |
| Stage 3       | $k_3 = f(y_i + \frac{1}{6}(k_1 + k_2), t_i + \frac{1}{3}h)h$                         |
| Stage 4       | $k_4 = f(y_i + \frac{1}{8}(k_1 + 3k_3), t_i + \frac{1}{2}h)h$                        |
| Stage 5       | $k_5 = f(y_i + \frac{1}{2}k_1 - \frac{3}{2}k_3 + 2k_4, t_i + h)h$                    |
| Step $O(h^3)$ | $y_{i+1}^{(3)} = y_i + \frac{1}{2}k_1 - \frac{3}{2}k_3 + 2k_4$                       |
| Est error     | $e_{i+1}^{(3)} = -\frac{1}{3}k_1 + \frac{3}{2}k_3 - \frac{4}{3}k_4 + \frac{1}{6}k_5$ |
| Step $O(h^4)$ | $y_{i+1}^{(4)} = y_{i+1}^{(3)} + e_{i+1}^{(3)}$                                      |
| Step $t$      | $t_{i+1} = t_i + h$                                                                  |

| Pair 8<br>Calculation | (4,5)<br>Equation                                                                             |
|-----------------------|-----------------------------------------------------------------------------------------------|
| Stage 1               | $k_1 = f(y_i, t_i)h$                                                                          |
| Stage 2               | $k_2 = f(y_i + \frac{1}{2}k_1, t_i + \frac{1}{2}h)h$                                          |
| Stage 3               | $k_3 = f(y_i + \frac{1}{4}(k_1 + k_2), t_i + \frac{1}{2}h)h$                                  |
| Stage 4               | $k_4 = f(y_i - k_2 + 2k_3, t_i + h)h$                                                         |
| Stage 5               | $k_5 = f(y_i + \frac{1}{27}(7k_1 + 10k_2 + k_4), t_i + \frac{2}{3}h)h$                        |
| Stage 6               | $k_6 = f(y_i + \frac{1}{625}(28k_1 - 125k_2 + 546k_3 + 54k_4 - 378k_5), t_i + \frac{1}{5}h)h$ |
| Step $O(h^4)$         | $y_{i+1}^{(4)} = y_i + \frac{1}{6}(k_1 + 4k_3 + 4k_4)$                                        |
| Est error             | $e_{i+1}^{(4)} = \frac{1}{336}(-42k_1 - 224k_3 - 21k_4 + 162k_5 + 125k_6)$                    |
| Step $O(h^5)$         | $y_{i+1}^{(5)} = y_{i+1}^{(4)} + e_{i+1}^{(4)}$                                               |
| Step $t$              | $t_{i+1} = t_i + h$                                                                           |

| Pair 9<br>Calculation | (4,5) Chap 1<br>Equation                                                                                                       |
|-----------------------|--------------------------------------------------------------------------------------------------------------------------------|
| Stage 1               | $k_1 = f(y_i, t_i)h$                                                                                                           |
| Stage 2               | $k_2 = f(y_i + \frac{1}{4}k_1, t_i + \frac{1}{4}h)h$                                                                           |
| Stage 3               | $k_3 = f(y_i + \frac{1}{32}(3k_1 + 9k_2), t_i + \frac{3}{8}h)h$                                                                |
| Stage 4               | $k_4 = f(y_i + \frac{1}{2197}(1932k_1 - 7200k_2 + 7296k_3), t_i + \frac{12}{13}h)h$                                            |
| Stage 5               | $k_5 = f(y_i + \frac{439}{216}k_1 - 8k_2 + \frac{3680}{513}k_3 - \frac{845}{4104}k_4, t_i + h)h$                               |
| Stage 6               | $k_6 = f(y_i - \frac{8}{27}k_1 + 2k_2 - \frac{3544}{2565}k_3 + \frac{1859}{4104}k_4 - \frac{11}{40}k_5, t_i + \frac{1}{2}h)h$  |
| Step $O(h^4)$         | $y_{i+1}^{(4)} = y_i + \frac{25}{216}k_1 + \frac{1408}{2565}k_3 + \frac{2197}{4104}k_4 - \frac{1}{5}k_5$                       |
| Step $O(h^5)$         | $y_{i+1}^{(5)} = y_i + \frac{16}{135}k_1 + \frac{6656}{12825}k_3 + \frac{28561}{56430}k_4 - \frac{9}{50}k_5 + \frac{2}{55}k_6$ |
| Est error             | $e_{i+1}^{(4)} = y_{i+1}^{(5)} - y_{i+1}^{(4)}$                                                                                |
| Step $t$              | $t_{i+1} = t_i + h$                                                                                                            |

| Pair 10       | (4,5)                                                                                                                                                        |
|---------------|--------------------------------------------------------------------------------------------------------------------------------------------------------------|
| Calculation   | Equation                                                                                                                                                     |
| Stage 1       | $k_1 = f(y_i, t_i)h$                                                                                                                                         |
| Stage 2       | $k_2 = f(y_i + \frac{1}{5}k_1, t_i + \frac{1}{5}h)h$                                                                                                         |
| Stage 3       | $k_3 = f(y_i + \frac{3}{40}k_1 + \frac{9}{40}k_2, t_i + \frac{3}{10}h)h$                                                                                     |
| Stage 4       | $k_4 = f(y_i + \frac{3}{10}k_1 - \frac{9}{10}k_2 + \frac{6}{5}k_3, t_i + \frac{3}{5}h)h$                                                                     |
| Stage 5       | $k_5 = f(y_i - \frac{11}{54}k_1 + \frac{5}{2}k_2 - \frac{70}{27}k_3 + \frac{35}{27}k_4, t_i + h)h$                                                           |
| Stage 6       | $k_6 = f(y_i + \frac{1631}{55296}k_1 + \frac{175}{512}k_2 + \frac{575}{13824}k_3 + \frac{44275}{110592}k_4$<br>$+ \frac{253}{4096}k_5, t_i + \frac{7}{8}h)h$ |
| Step $O(h^4)$ | $y_{i+1}^{(4)} = y_i + \frac{2825}{27648}k_1 + \frac{18575}{48384}k_3 + \frac{13525}{55296}k_4 + \frac{277}{14336}k_5 + \frac{1}{4}k_6$                      |
| Step $O(h^5)$ | $y_{i+1}^{(5)} = y_i + \frac{37}{378}k_1 + \frac{250}{621}k_3 + \frac{125}{594}k_4 + \frac{512}{1771}k_6$                                                    |
| Est error     | $e_{i+1}^{(4)} = y_{i+1}^{(5)} - y_{i+1}^{(4)}$                                                                                                              |
| Step $t$      | $t_{i+1} = t_i + h$                                                                                                                                          |

| Pair 11       | (2,4) Chap 1                                           |
|---------------|--------------------------------------------------------|
| Calculation   | Equation                                               |
| Stage 1       | $k_1 = f(y_i, t_i)h$                                   |
| Stage 2       | $k_2 = f(y_i + \frac{1}{2}k_1, t_i + \frac{1}{2}h)h$   |
| Stage 3       | $k_3 = f(y_i + \frac{1}{2}k_2, t_i + \frac{1}{2}h)h$   |
| Stage 4       | $k_4 = f(y_i + k_3, t_i + h)h$                         |
| Step $O(h^2)$ | $y_{i+1}^{(2)} = y_i + k_2$                            |
| Est error     | $e_{i+1}^{(2)} = \frac{1}{6}(k_1 - 4k_2 + 2k_3 + k_4)$ |
| Step $O(h^4)$ | $y_{i+1}^{(4)} = y_{i+1}^{(2)} + e_{i+1}^{(2)}$        |
| Step $t$      | $t_{i+1} = t_i + h$                                    |



| Pair 12<br>Calculation | (2,4)<br>Equation                                          |
|------------------------|------------------------------------------------------------|
| Stage 1                | $k_1 = f(y_i, t_i)h$                                       |
| Stage 2                | $k_2 = f(y_i + \frac{1}{3}k_1, t_i + \frac{1}{3}h)h$       |
| Stage 3                | $k_3 = f(y_i - \frac{1}{3}k_1 + k_2, t_i + \frac{2}{3}h)h$ |
| Stage 4                | $k_4 = f(y_i + k_1 - k_2 + k_3, t_i + h)h$                 |
| Step $O(h^2)$          | $y_{i+1}^{(2)} = y_i - \frac{1}{2}k_1 + \frac{3}{2}k_2$    |
| Est error              | $e_{i+1}^{(2)} = \frac{1}{8}(5k_1 - 9k_2 + 3k_3 + k_4)$    |
| Step $O(h^4)$          | $y_{i+1}^{(4)} = y_{i+1}^{(2)} + e_{i+1}^{(2)}$            |
| Step $t$               | $t_{i+1} = t_i + h$                                        |

| Pair 13<br>Calculation | (2,4)<br>Equation                                                                                         |
|------------------------|-----------------------------------------------------------------------------------------------------------|
| Stage 1                | $k_1 = f(y_i, t_i)h$                                                                                      |
| Stage 2                | $k_2 = f(y_i + \frac{1}{2}k_1, t_i + \frac{1}{2}h)h$                                                      |
| Stage 3                | $k_3 = f(y_i - (\frac{1}{2} - \frac{1}{\sqrt{2}})k_1 + (1 - \frac{1}{\sqrt{2}})k_2, t_i + \frac{1}{2}h)h$ |
| Stage 4                | $k_4 = f(y_i - \frac{1}{\sqrt{2}}k_2 + (1 + \frac{1}{\sqrt{2}})k_3, t_i + h)h$                            |
| Step $O(h^2)$          | $y_{i+1}^{(2)} = y_i + k_2$                                                                               |
| Est error              | $e_{i+1}^{(2)} = \frac{1}{6}(k_1 - 2(2 + \frac{1}{\sqrt{2}})k_2 + 2(1 + \frac{1}{\sqrt{2}})k_3 + k_4)$    |
| Step $O(h^4)$          | $y_{i+1}^{(4)} = y_{i+1}^{(2)} + e_{i+1}^{(2)}$                                                           |
| Step $t$               | $t_{i+1} = t_i + h$                                                                                       |

| Pair 14<br>Calculation | (2,4)<br>Equation                                          |
|------------------------|------------------------------------------------------------|
| Stage 1                | $k_1 = f(y_i, t_i)h$                                       |
| Stage 2                | $k_2 = f(y_i + \frac{1}{2}k_1, t_i + \frac{1}{2}h)h$       |
| Stage 3                | $k_3 = f(y_i - \frac{1}{2}k_1 + k_2, t_i + \frac{1}{2}h)h$ |
| Stage 4                | $k_4 = f(y_i + \frac{1}{2}k_2 + \frac{1}{2}k_3, t_i + h)h$ |
| Step $O(h^2)$          | $y_{i+1}^{(2)} = y_i + k_2$                                |
| Est error              | $e_{i+1}^{(2)} = \frac{1}{6}(k_1 - 3k_2 + k_3 + k_4)$      |
| Step $O(h^4)$          | $y_{i+1}^{(4)} = y_{i+1}^{(2)} + e_{i+1}^{(2)}$            |
| Step $t$               | $t_{i+1} = t_i + h$                                        |

| Pair 15       | (2,4)                                                                                                             |
|---------------|-------------------------------------------------------------------------------------------------------------------|
| Calculation   | Equation                                                                                                          |
| Stage 1       | $k_1 = f(y_i, t_i)h$                                                                                              |
| Stage 2       | $k_2 = f(y_i + \frac{2}{5}k_1, t_i + \frac{2}{5}h)h$                                                              |
| Stage 3       | $k_3 = f(y_i + 0.29697760924775360k_1 + 0.15875964497103583k_2, t_i + 0.45573725421878943h)h$                     |
| Stage 4       | $k_4 = f(y_i + 0.21810038822592047k_1 - 3.0509651486929308k_2 + 3.8328647604670103k_3, t_i + h)h$                 |
| Step $O(h^2)$ | $y_{i+1}^{(2)} = y_i - \frac{1}{4}k_1 + 1.25k_2$                                                                  |
| Est error     | $e_{i+1}^{(2)} = 0.42476028226269037k_1 - 1.8014806628787329k_2 + 1.2055355993965235k_3 + 0.17118478121951903k_4$ |
| Step $O(h^4)$ | $y_{i+1}^{(4)} = y_{i+1}^{(2)} + e_{i+1}^{(2)}$                                                                   |
| Step $t$      | $t_{i+1} = t_i + h$                                                                                               |

| Pair 16       | (2,5)                                                                                         |
|---------------|-----------------------------------------------------------------------------------------------|
| Calculation   | Equation                                                                                      |
| Stage 1       | $k_1 = f(y_i, t_i)h$                                                                          |
| Stage 2       | $k_2 = f(y_i + \frac{1}{2}k_1, t_i + \frac{1}{2}h)h$                                          |
| Stage 3       | $k_3 = f(y_i + \frac{1}{4}(k_1 + k_2), t_i + \frac{1}{2}h)h$                                  |
| Stage 4       | $k_4 = f(y_i - k_2 + 2k_3, t_i + h)h$                                                         |
| Stage 5       | $k_5 = f(y_i + \frac{1}{27}(7k_1 + 10k_2 + k_4), t_i + \frac{2}{3}h)h$                        |
| Stage 6       | $k_6 = f(y_i + \frac{1}{625}(28k_1 - 125k_2 + 546k_3 + 54k_4 - 378k_5), t_i + \frac{1}{5}h)h$ |
| Step $O(h^2)$ | $y_{i+1}^{(2)} = y_i + \frac{1}{2}k_2$                                                        |
| Est error     | $e_{i+1}^{(2)} = \frac{1}{336}(14k_1 - 336k_2 + 35k_4 + 162k_5 + 125k_6)$                     |
| Step $O(h^5)$ | $y_{i+1}^{(5)} = y_{i+1}^{(2)} + e_{i+1}^{(2)}$                                               |
| Step $t$      | $t_{i+1} = t_i + h$                                                                           |

| Pair 17<br>Calculation | (2,5)<br>Equation                                                               |
|------------------------|---------------------------------------------------------------------------------|
| Stage 1                | $k_1 = f(y_i, t_i)h$                                                            |
| Stage 2                | $k_2 = f(y_i + \frac{1}{3}k_1, t_i + \frac{1}{3}h)h$                            |
| Stage 3                | $k_3 = f(y_i + \frac{1}{25}(4k_1 + 6k_2), t_i + \frac{2}{5}h)h$                 |
| Stage 4                | $k_4 = f(y_i + \frac{1}{4}(k_1 - 12k_2 + 15k_3), t_i + h)h$                     |
| Stage 5                | $k_5 = f(y_i + \frac{1}{81}(6k_1 + 90k_2 - 50k_3 + 8k_4), t_i + \frac{2}{3}h)h$ |
| Stage 6                | $k_6 = f(y_i + \frac{1}{75}(6k_1 + 36k_2 + 10k_3 + 8k_4), t_i + \frac{4}{5}h)h$ |
| Step $O(h^2)$          | $y_{i+1}^{(2)} = y_i - \frac{1}{2}k_1 + \frac{3}{2}k_2$                         |
| Est error              | $e_{i+1}^{(2)} = \frac{1}{192}(119k_1 - 288k_2 + 125k_3 - 81k_5 + 125k_6)$      |
| Step $O(h^5)$          | $y_{i+1}^{(5)} = y_{i+1}^{(2)} + e_{i+1}^{(2)}$                                 |
| Step $t$               | $t_{i+1} = t_i + h$                                                             |

Note that these 17 integrators have error estimates based on varying numbers of terms in the associated Taylor series. The number of terms in each error estimate, which just equals the difference in the orders of the pairs, is summarized below. For example, a (2, 4) pair has  $4 - 2 = 2$  terms in the error estimate.

| Pairs                | Terms in the<br>Error Estimate |
|----------------------|--------------------------------|
| 1,2,3,4,5,6,7,8,9,10 | 1                              |
| 11,12,13,14,15       | 2                              |
| 16,17                | 3                              |

The algorithms with 3 term error estimates (Pairs 16 and 17) are recommended for ODE problems with particularly stringent accuracy requirements.

In addition to the references for Pairs 1, 2, 9, and 11 given in Chapter 1, references for the other pairs (except 10), are given in Reference 1. This reference also provides Fortran routines for the ODE integrators summarized above (except 2 and 10). Pair 10 is taken from Reference 2.

---

## References

1. Silebi, C.A., and W.E. Schiesser, *Dynamic Modeling of Transport Process Systems*, Academic Press, San Diego, CA, 1992.
2. Press, W.H., S.A. Teukolsky, W.T. Vetterling, and B.P. Flannery, *Numerical Recipes in Fortran*, 2nd ed., Cambridge University Press, Cambridge, U.K., 1992.

# Appendix B

---

## *Integrals from ODEs*

---

The ODE algorithms discussed in Chapter 1 can be used to compute one-dimensional integrals. Specifically, the special case ODE (with the derivative function  $f(t)$  a function of the independent variable  $t$  and not the dependent variable  $y$ )

$$\frac{dy}{dt} = f(t), y(t_0) = y_0 \quad (\text{B.1})$$

has the solution

$$y(t) = y_0 + \int_{t_0}^t f(\tau) d\tau \quad (\text{B.2})$$

Thus, we can integrate Equation B.1 to produce a numerical value of the integral of Equation B.2. To illustrate this procedure, consider the ODE

$$\frac{dy}{dt} = \frac{2}{\sqrt{\pi}} e^{-t^2}, y(0) = 0 \quad (\text{B.3})$$

which has the solution

$$y(t) = \frac{2}{\sqrt{\pi}} \int_0^t e^{-\tau^2} d\tau \quad (\text{B.4})$$

$y(t)$  of Equation B.4 is the well-known *error function*,  $\text{erf}(t)$ , which has broad application in science and engineering, and is tabulated extensively.

Functions *intpar*, *inital*, *dero*, and *fp rint*, which follow directly from the preceding discussion (for the solution of Equation B.3), are listed below:

```
function [neqn,nout,nsteps,t0,tf,abserr,relerr]=intpar
%
% Function intpar sets the parameters to control the
% integration of the ODE with erf as a solution
%
% Number of first order ODEs
neqn=1;
```

```

%
% Number of output points
 nout=6;
%
% Maximum number of steps in the interval t0 to tf
 nsteps=100;
%
% Initial, final values of independent variable
 t0=0.0;
 tf=0.1;
%
% Error tolerances
 abserr=1.0e-05;
 relerr=1.0e-05;

function [y]=inital(neqn,t)
%
% Function inital sets the initial condition vector
% for the ODE with erf as the solution
%
% Initial condition
 y(1)=0.0;

function [yt]=derv(neqn,t,y)
%
% Function derv computes the derivative vector
% of the ODE with erf as the solution
%
% Declare global variables
 global nsteps;
%
% ODE
 yt(1)=exp(-t^2);

function [out]=fprint(ncase,neqn,t,y)
%
% Function fprint displays the numerical and
% tabulated solutions to the ODE with erf as
% a solution
%
% Define global variables
 global nsteps;

```

```

%
% Return current value of independent variable
% (MATLAB requires at least one return argument)
out=t;
%
% Print a heading for the solution at t = 0
if(t<=0.0)
%
% Label for ODE integrator
%
% Fixed step modified Euler
if(ncase==1)
 fprintf('\n\n euler2a integrator\n\n');
%
% Variable step modified Euler
elseif(ncase==2)
 fprintf('\n\n euler2b integrator\n\n');
%
% Fixed step classical fourth order RK
elseif(ncase==3)
 fprintf('\n\n rkC4a integrator\n\n');
%
% Variable step classical fourth order RK
elseif(ncase==4)
 fprintf('\n\n rkC4b integrator\n\n');
%
% Fixed step RK Fehlberg 45
elseif(ncase==5)
 fprintf('\n\n rkf45a integrator\n\n');
%
% Variable step RK Fehlberg 45
elseif(ncase==6)
 fprintf('\n\n rkf45b integrator\n\n');
end
%
% Heading
fprintf(' ncase = %2d nsteps = %3d\n\n',ncase,nsteps);
fprintf(' t y(num) y(tab) diff\n');
%
% End of t = 0 heading
end
%
% Tabulated solution
if(t<0.001) ytab=0.0; end
if((t>0.0999)&(t<0.1001)) ytab=0.112463; end

```

```

 if((t>0.1999)&(t<0.2001)) ytab=0.222703; end
 if((t>0.2999)&(t<0.3001)) ytab=0.328627; end
 if((t>0.3999)&(t<0.4001)) ytab=0.428392; end
 if((t>0.4999)&(t<0.5001)) ytab=0.520500; end
%
% Numerical and tabulated solutions and their difference
% as output
y1=(2.0/sqrt(pi))*y(1);
diff=y1-ytab;
%
% Display the numerical and exact solutions, and their
% difference
fprintf('%5.2f %11.6f %11.6f %11.6f\n',t,y1,ytab,diff);

```

### Program B.1

*intpar*, *inital*, *deriv*, and *fprint* for the solution of Equation B.3

The main program is again Program 3.1.1. The output from the preceding program is listed below

euler2a integrator

ncase = 1    nsteps = 100

| t    | y(num)   | y(tab)   | diff     |
|------|----------|----------|----------|
| 0.00 | 0.000000 | 0.000000 | 0.000000 |
| 0.10 | 0.112463 | 0.112463 | 0.000000 |
| 0.20 | 0.222703 | 0.222703 | 0.000000 |
| 0.30 | 0.328627 | 0.328627 | 0.000000 |
| 0.40 | 0.428392 | 0.428392 | 0.000000 |
| 0.50 | 0.520500 | 0.520500 | 0.000000 |

euler2b integrator

ncase = 2    nsteps = 100

| t    | y(num)   | y(tab)   | diff      |
|------|----------|----------|-----------|
| 0.00 | 0.000000 | 0.000000 | 0.000000  |
| 0.10 | 0.112461 | 0.112463 | -0.000002 |
| 0.20 | 0.222700 | 0.222703 | -0.000003 |
| 0.30 | 0.328623 | 0.328627 | -0.000004 |
| 0.40 | 0.428388 | 0.428392 | -0.000004 |
| 0.50 | 0.520496 | 0.520500 | -0.000004 |

rkc4a integrator

ncase = 3    nsteps = 100

| t    | y(num)   | y(tab)   | diff     |
|------|----------|----------|----------|
| 0.00 | 0.000000 | 0.000000 | 0.000000 |
| 0.10 | 0.112463 | 0.112463 | 0.000000 |
| 0.20 | 0.222703 | 0.222703 | 0.000000 |
| 0.30 | 0.328627 | 0.328627 | 0.000000 |
| 0.40 | 0.428392 | 0.428392 | 0.000000 |
| 0.50 | 0.520500 | 0.520500 | 0.000000 |

rkc4b integrator

ncase = 4    nsteps = 100

| t    | y(num)   | y(tab)   | diff     |
|------|----------|----------|----------|
| 0.00 | 0.000000 | 0.000000 | 0.000000 |
| 0.10 | 0.112463 | 0.112463 | 0.000000 |
| 0.20 | 0.222703 | 0.222703 | 0.000000 |
| 0.30 | 0.328627 | 0.328627 | 0.000000 |
| 0.40 | 0.428392 | 0.428392 | 0.000000 |
| 0.50 | 0.520500 | 0.520500 | 0.000000 |

rkf45a integrator

ncase = 5    nsteps = 100

| t    | y(num)   | y(tab)   | diff     |
|------|----------|----------|----------|
| 0.00 | 0.000000 | 0.000000 | 0.000000 |
| 0.10 | 0.112463 | 0.112463 | 0.000000 |
| 0.20 | 0.222703 | 0.222703 | 0.000000 |
| 0.30 | 0.328627 | 0.328627 | 0.000000 |
| 0.40 | 0.428392 | 0.428392 | 0.000000 |
| 0.50 | 0.520500 | 0.520500 | 0.000000 |

rkf45b integrator

ncase = 6    nsteps = 100

| t    | y(num)   | y(tab)   | diff     |
|------|----------|----------|----------|
| 0.00 | 0.000000 | 0.000000 | 0.000000 |
| 0.10 | 0.112463 | 0.112463 | 0.000000 |



|      |          |          |          |
|------|----------|----------|----------|
| 0.20 | 0.222703 | 0.222703 | 0.000000 |
| 0.30 | 0.328627 | 0.328627 | 0.000000 |
| 0.40 | 0.428392 | 0.428392 | 0.000000 |
| 0.50 | 0.520500 | 0.520500 | 0.000000 |

The error tolerances set in *intpar* are satisfied by all six integrators. Of course, this problem tests only the stepping in  $t$ , and not  $y$ , because of the special form of Equation B.1.

# Appendix C

---

## *Stiff ODE Integration*

---

The explicit integrators discussed in Chapters 1 and 2, and applied to ODE and PDE systems in Chapters 2 to 5, can be used for a broad spectrum of applications. However, as discussed in Section 1.7, these explicit (nonstiff) integrators will require lengthy calculations for *stiff systems*. Again, this difficulty with stiff systems results from having to take small integration steps to maintain stability of the numerical integration (because of the stability constraints of explicit algorithms) while having to cover a large interval in the independent variable to compute a complete solution. An example is the  $2 \times 2$  system of Chapter 3 for which the maximum integration step to maintain stability is set by the largest eigenvalue, while the timescale of the solution is set by the smallest eigenvalue. If the eigenvalues are widely separated, the problem is stiff, and an implicit integrator is required to compute a solution efficiently, as we will demonstrate.

We now illustrate some of the properties of stiff systems using the  $2 \times 2$  system. Specifically, we will consider:

- The BDF formulas of Section 1.7 applied to the  $2 \times 2$  ODE system
- A MATLAB program for the *first-order BDF method (implicit Euler method)*
- The  $2 \times 2$  ODE system integrated by the MATLAB stiff integrators *ode23s* and *ode15s*

---

### C.1 The BDF Formulas Applied to the $2 \times 2$ ODE System

The BDF method is first applied to the general (possibly nonlinear)  $2 \times 2$  ODE system

$$\begin{aligned} dy_1/dt &= f_1(y_1, y_2, t) \\ dy_2/dt &= f_2(y_1, y_2, t) \end{aligned} \tag{C.1}$$

The BDF equations are

$$\alpha_0 y_{i+1,1} + \alpha_1 y_{i,1} + \cdots + \alpha_\nu y_{i-\nu+1,1} = hf_1(y_{i+1,1}, y_{i+1,2}, t_{i+1})$$

$$\alpha_0 y_{i+1,2} + \alpha_1 y_{i,2} + \cdots + \alpha_\nu y_{i-\nu+1,2} = hf_2(y_{i+1,1}, y_{i+1,2}, t_{i+1})$$

or

$$\begin{aligned} hf_1(y_{i+1,1}, y_{i+1,2}, t_{i+1}) - [\alpha_0 y_{i+1,1} + \alpha_1 y_{i,1} + \cdots + \alpha_\nu y_{i-\nu+1,1}] \\ = g_1(y_{i+1,1}, y_{i+1,2}, t_{i+1}) = 0 \end{aligned} \quad (C.2)$$

$$\begin{aligned} hf_2(y_{i+1,1}, y_{i+1,2}, t_{i+1}) - [\alpha_0 y_{i+1,2} + \alpha_1 y_{i,2} + \cdots + \alpha_\nu y_{i-\nu+1,2}] \\ = g_2(y_{i+1,1}, y_{i+1,2}, t_{i+1}) = 0 \end{aligned}$$

Equations C.2 are a  $2 \times 2$  nonlinear system (nonlinear if the original ODE system, Equations C.1, is nonlinear), for the two unknowns  $y_{i+1,1}$ ,  $y_{i+1,2}$  (the ODE solution at the advanced point  $i + 1$ ). We need to apply a nonlinear solver to Equations C.2 such as Newton's method to compute the two unknowns,  $y_{i+1,1}$ ,  $y_{i+1,2}$ .

$$\mathbf{J} \delta \mathbf{y} = -\mathbf{g}(\mathbf{y}) \quad (C.3)$$

where for the  $n \times n$  problem

$$\mathbf{y} = \begin{bmatrix} y_1 \\ y_2 \\ \vdots \\ y_n \end{bmatrix}, \quad \delta \mathbf{y} = \begin{bmatrix} \delta y_1 \\ \delta y_2 \\ \vdots \\ \delta y_n \end{bmatrix} \quad (C.4)(C.5)$$

$$\mathbf{g} = \begin{bmatrix} g_1 \\ g_2 \\ \vdots \\ g_n \end{bmatrix} = \begin{bmatrix} g_1(y_1, y_2, \dots, y_n, t) \\ g_2(y_1, y_2, \dots, y_n, t) \\ \vdots \\ g_n(y_1, y_2, \dots, y_n, t) \end{bmatrix} \quad (C.6)$$

$$\mathbf{J} = \begin{bmatrix} \frac{\partial g_1}{\partial y_1} & \frac{\partial g_1}{\partial y_2} & \cdots & \frac{\partial g_1}{\partial y_n} \\ \frac{\partial g_2}{\partial y_1} & \frac{\partial g_2}{\partial y_2} & \cdots & \frac{\partial g_2}{\partial y_n} \\ \vdots & \vdots & \ddots & \vdots \\ \frac{\partial g_n}{\partial y_1} & \frac{\partial g_n}{\partial y_2} & \cdots & \frac{\partial g_n}{\partial y_n} \end{bmatrix} = \begin{bmatrix} J_{11} & J_{12} & \cdots & J_{1n} \\ J_{21} & J_{22} & \cdots & J_{2n} \\ \vdots & \vdots & \ddots & \vdots \\ J_{n1} & J_{n2} & \cdots & J_{nn} \end{bmatrix} \quad (C.7)$$

$\mathbf{J}$  is the  $n \times n$  Jacobian matrix, consisting of all first-order partial derivatives of the functions,  $[g_1 \ g_2 \ \dots \ g_i \ \dots \ g_n]^T$  with respect to the dependent variables  $[y_1 \ y_2 \ \dots \ y_j \ \dots \ y_n]^T$ , i.e.,

$$J_{ij} = \frac{\partial g_i}{\partial y_j} \tag{C.8}$$

$\delta \mathbf{y}$  is the vector of *Newton corrections*, which should decrease below a specified tolerance or threshold as the Newton iteration proceeds.

Application of the preceding equations to the 2x2 ODE system of Equations 1.6 of Chapter 1:

$$\begin{aligned} \frac{dy_1}{dt} &= -ay_1 + by_2 \\ \frac{dy_2}{dt} &= by_1 - ay_2 \end{aligned} \tag{C.9}$$

gives

$$\mathbf{y} = \begin{bmatrix} y_1 \\ y_2 \end{bmatrix}, \quad \delta \mathbf{y} = \begin{bmatrix} \delta y_1 \\ \delta y_2 \end{bmatrix} \tag{C.10}(C.11)$$

$$\begin{aligned} \mathbf{g} &= \begin{bmatrix} g_1(y_1, y_2, t) \\ g_2(y_1, y_2, t) \end{bmatrix} \\ &= \begin{bmatrix} h[-ay_{i+1,1} + by_{i+1,2}] - [\alpha_0 y_{i+1,1} + \alpha_1 y_{i,1} + \dots + \alpha_\nu y_{i-\nu+1,1}] \\ h[+by_{i+1,1} - ay_{i+1,2}] - [\alpha_0 y_{i+1,2} + \alpha_1 y_{i,2} + \dots + \alpha_\nu y_{i-\nu+1,2}] \end{bmatrix} \end{aligned} \tag{C.12}$$

$$\mathbf{J} = \begin{bmatrix} \frac{\partial g_1}{\partial y_1} & \frac{\partial g_1}{\partial y_2} \\ \frac{\partial g_2}{\partial y_1} & \frac{\partial g_2}{\partial y_2} \end{bmatrix} = \begin{bmatrix} J_{11} & J_{12} \\ J_{21} & J_{22} \end{bmatrix} = \begin{bmatrix} -ah - \alpha_0 & bh \\ bh & -ah - \alpha_0 \end{bmatrix} \tag{C.13}$$

Thus, Equation C.3 becomes

$$\begin{aligned} &\begin{bmatrix} -ah - \alpha_0 & bh \\ bh & -ah - \alpha_0 \end{bmatrix} \begin{bmatrix} \delta y_1 \\ \delta y_2 \end{bmatrix} \\ &= - \begin{bmatrix} h[-ay_{i+1,1} + by_{i+1,2}] - [\alpha_0 y_{i+1,1} + \alpha_1 y_{i,1} + \dots + \alpha_\nu y_{i-\nu+1,1}] \\ h[+by_{i+1,1} - ay_{i+1,2}] - [\alpha_0 y_{i+1,2} + \alpha_1 y_{i,2} + \dots + \alpha_\nu y_{i-\nu+1,2}] \end{bmatrix} \end{aligned} \tag{C.14}$$

For the first-order BDF (*first-order implicit RK* or *implicit Euler method*),  $\nu = 1$ ,  $\alpha_0 = 1$ ,  $\alpha_1 = -1$ ,  $\alpha_2, \dots \alpha_\nu = 0$ . Thus, Equations C.14 require only the preceding values  $y_{i,1}$ ,  $y_{i,2}$  (generally RK methods are *self-starting* while higher-order BDF methods require a *history of the solution* at the points  $i - 1$ ,  $i - 2$ ,  $\dots$   $i - \nu + 1$ )

to take the step from  $i$  to  $i + 1$ ; but, of course, the higher-order BDF methods have better accuracy than the first-order BDF).

Equations C.14 are programmed in the following MATLAB program. The numerical integration continues until the condition

$$|\delta y_1| < eps$$

$$|\delta y_2| < eps$$

is satisfied where  $eps$  is a tolerance set in the program.

## C.2 MATLAB Program for the Solution of the 2x2 ODE System

Equations C.14 with  $\nu = 1$  (first-order BDF or the implicit Euler method) are solved by Newton's method in the following program:

```
%
% 2 x 2 ODE system by first order BDF
%
% Open a file for output
fid=fopen('appc1.out','w');
%
% Number of ODEs
neqn=2;
%
% Convergence tolerance, maximum number of
% iterations to compute Newton corrections
eps=0.00001;
maxiter=20;
%
% Initial condition
y10=0.0;
y20=2.0;
y(1)=y10;
y(2)=y20;
t=0.0;
%
% Values just for initial output
dy(1)=0.0;
dy(2)=0.0;
niter=0;
%
% Integration step, steps/output, number of outputs
h=0.01;
```

```

nsteps=100;
nout=11;
%
% Problem parameters
a=500000.5;
b=499999.5;
%
% Jacobian matrix
J(1,1)=-a*h-1.0;
J(1,2)=b*h;
J(2,1)=b*h;
J(2,2)=-a*h-1.0;
%
% Print a heading
fprintf(' t dy(1) dy(2)
 y(1) y(2) erry(1) erry(2) iter\n');
%
% nout outputs
for i=1:nout
%
% Initial output or after nstep integration steps
% completed; display Newton corrections, numerical and
% exact solutions for output
lambda1=-(a-b);
lambda2=-(a+b);
exp1=exp(lambda1*t);
exp2=exp(lambda2*t);
yle=exp1-exp2;
y2e=exp1+exp2;
erry1=y1e-y(1);
erry2=y2e-y(2);
fprintf(fid, '%10.5f%10.5f%10.5f%10.5f%10.5f%10.5f
 %10.5f%5d\n', ...t, dy(1), dy(2), y(1), y(2),
 erry1, erry2, niter);
fprintf(' %10.5f%10.5f%10.5f%10.5f%10.5f%10.5f
 %10.5f%5d\n', ...t, dy(1), dy(2), y(1), y(2),
 erry1, erry2, niter);
%
% nsteps steps/output
for is=1:nsteps
%
% Initialize iteration counter
niter=1;
stop=0;
%

```

```

% Test for the end of the current step
while stop==0
%
% Functions g1, g2
g=[h*(-a*y(1)+b*y(2))-y(1)+y10
 h*(b*y(1)-a*y(2))-y(2)+y20];
%
% Solve for Newton corrections
%
% Gaussian elimination
dy=-J\g;
%
% Jacobian inverse
dy=-J^(-1)*g;
%
% Update solution
for ic=1:neqn
 y(ic)=y(ic)+dy(ic);
end
stop=1;
%
% Check if the corrections are within the tolerance eps
for ic=1:neqn
 if abs(dy(ic))>eps
%
% Convergence not achieved; continue calculation
niter=niter+1;
stop=0;
break;
end
end
%
% If maximum iterations reached, accept current step
if (niter==maxiter) stop=1; end
%
% Continue integration step
end
%
% Integration step completed
y10=y(1);
y20=y(2);
t=t+h;
%
% Continue nstep integration steps
end

```

```
%
% Continue integration for next output interval
end
```

### Program C.1

Solution of Equations C.14 by Newton's method

We can note the following points about Program C.1:

- An output file is defined, then the number of nonlinear equations to be solved, in this case 2 for Equations C.14:

```
%
% 2 x 2 ODE system by first order BDF
%
% Open a file for output
fid=fopen('appc1.out','w');
%
% Number of ODEs
neqn=2;
```

- The tolerance for the Newton corrections and the maximum number of Newton iterations are then defined numerically:

```
%
% Convergence tolerance, maximum number of
% iterations to compute Newton corrections
eps=0.00001;
maxiter=20;
```

- An initial estimate of the solution, required by Newton's method is defined, which is taken as the initial condition for Equations C.9 ( $y_1(0) = 0$ ,  $y_2(0) = 2$ ). Also, the independent variable,  $t$ , in Equations C.9 is initialized:

```
%
% Initial condition
y10=0.0;
y20=2.0;
y(1)=y10;
y(2)=y20;
t=0.0;
```

- The Newton corrections are zeroed and the counter for the Newton iterations is initialized:



```

%
% Values just for initial output
dy(1)=0.0;
dy(2)=0.0;
niter=0;

```

- The variables that control the BDF integration are set, specifically, the integration step in Equations C.14 (this will be for a fixed step BDF integration), the maximum number of integration steps for each output interval, and the number of outputs:

```

%
% Integration step, steps/output, number of outputs
h=0.01;
nsteps=100;
nout=11;

```

- The parameters in Equations C.9 are set:

```

%
% Problem parameters
a=500000.5;
b=499999.5;

```

These values correspond to the stiff case discussed in Section 1.7 for which the eigenvalues of Equations 1.6 (or C.9) are  $\lambda_1 = -(a - b) = -1$ ,  $\lambda_2 = -(a + b) = -1,000,000$ . Thus, there will be a total of  $100 \times (11 - 1) = 1000$  Newton steps, each of length 0.01 so that the final value of  $t$  is  $0.01 \times 1000 = 10$ .

- The elements of the  $n \times n = 2 \times 2$  Jacobian matrix of Equation C.13 are programmed:

```

%
% Jacobian matrix
J(1,1)=-a*h-1.0;
J(1,2)=b*h;
J(2,1)=b*h;
J(2,2)=-a*h-1.0;

```

Note that since Equations C.9 are linear (constant coefficient ODEs), the *Jacobian matrix is constant* and therefore has to be evaluated only once. More generally, if the ODEs are nonlinear, the Jacobian matrix would have to be updated at each Newton iteration (which is a major portion of the calculation in using Newton's method).

- A heading for the numerical solution is then printed:

```
%
% Print a heading
fprintf(' t dy(1) dy(2)
 y(1) y(2) erry(1) erry(2) iter\n');
```

(this output statement has been put in two lines to fit within the available printed space; they should be returned to single lines if Equation C.1 is executed).

- An outer loop is used to output the solution at the *nout* output points:

```
%
% nout outputs
for i=1:nout
%
% Initial output or after nstep integration steps
% completed; display Newton corrections, numerical
% and exact solutions for output
lambda1=- (a-b);
lambda2=- (a+b);
exp1=exp(lambda1*t);
exp2=exp(lambda2*t);
y1e=exp1-exp2;
y2e=exp1+exp2;
erry1=y1e-y(1);
erry2=y2e-y(2);
fprintf(fid, '%10.5f%10.5f%10.5f%10.5f%10.5f%10.5f
 %10.5f%5d\n', ... t, dy(1), dy(2), y(1),
 y(2), erry1, erry2, niter);
fprintf(' %10.5f%10.5f%10.5f%10.5f%10.5f%10.5f
 %10.5f%5d\n', ... t, dy(1), dy(2), y(1),
 y(2), erry1, erry2, niter);
```

The first task in this loop is to compute the exact solution to Equations 1.6 (or Equations C.9), i.e., Equations 1.17. The difference between the numerical and exact solution is then computed, followed by printing of the independent variable,  $t$ , the two Newton corrections, the numerical solution, the error in the numerical solution, and the number of iterations required to produce the numerical solution.

- An intermediate loop performs the calculations through *nsteps* integration steps of length  $h$ ; the iteration counter is initialized for each integration step and a variable is initialized, which will indicate when the Newton iterations are stopped:

```

%
% nsteps steps/output
% for is=1:nsteps
%
% Initialize iteration counter
% niter=1;
% stop=0;

```

- An inner loop then performs the Newton iterations while *nstop*= 0; first the vector of functions to be zeroed is computed according to Equation C.12 (with  $\nu = 1$ ):

```

%
% Test for the end of the current step
% while stop==0
%
% Functions g1, g2
% g=[h*(-a*y(1)+b*y(2))-y(1)+y10
% h*(b*y(1)-a*y(2))-y(2)+y20];

```

- The linear Newton Equations C.3 are then solved for the Newton corrections:

```

%
% Solve for Newton corrections
%
% Gaussian elimination
% dy=-J\g;
%
% Jacobian inverse
% dy=-J^(-1)*g;

```

Note that two methods of solution are programmed:

- Gaussian elimination, which is the preferred method of solution
- Inverse Jacobian matrix, i.e.,

$$\delta \mathbf{y} = -\mathbf{J}^{-1} \mathbf{g}(\mathbf{y}) \quad (\text{C.15})$$

Although Equation C.15 is formally (mathematically) correct, it is not used in practice because computing the inverse Jacobian matrix is inefficient; rather, some form of Gaussian elimination is generally used. Note, however, how easily either method is programmed in MATLAB; this is due to the facility of MATLAB to handle matrices (arrays) without subscripting, plus the definition of basic matrix operations, e.g., multiplication, inverse, Gaussian reduction. This step (for computing the Newton corrections) will fail if the Jacobian matrix is *singular* or *near singular* (i.e., *ill-conditioned*). Thus, the calculation of the *condition* of  $\mathbf{J}$  at

this point would be a good idea. MATLAB has a utility for calculating the condition of a matrix which can then be compared with the machine epsilon discussed in Section 1.7; specifically, if the *condition number exceeds the reciprocal of the machine epsilon, the linear algebraic system* (in this case, Equation C.3) *is numerically singular*.

- The Newton corrections are then applied to the current solution vector to produce (one hopes) an improved solution:

```
%
% Update solution
% for ic=1:neqn
% y(ic)=y(ic)+dy(ic);
% end
% stop=1;
```

If the Newton corrections are small enough (to be tested next), the iterations are terminated by setting  $stop=1$ .

- Each Newton correction is tested against the convergence tolerance:

```
%
% Check if the corrections are within the
% tolerance eps
% for ic=1:neqn
% if abs(dy(ic))>eps
%
% Convergence not achieved; continue
% calculation
% niter=niter+1;
% stop=0;
% break;
% end
% end
```

If *any* Newton correction exceeds the tolerance, the iteration counter is incremented, the iterations are continued ( $stop = 0$ ) and the testing is ended (*break* from the *for* loop)

- If the maximum number of iterations is reached, the iterations are stopped. Otherwise, if the iterations are to be continued ( $stop = 0$ ), the next pass through the *while* loop (based on  $stop == 0$ ) is initiated

```
%
% If maximum iterations reached, accept current step
% if (niter==maxiter) stop=1; end
%
% Continue integration step
% end
```

- Convergence has been achieved ( $stop = 1$ ) so the new solution is now used as the old (base) solution in the next step of the ODE integration; the independent variable is incremented for the next step along the solution:

```
%
% Integration step completed
% y10=y(1);
% y20=y(2);
% t=t+h;
```

- Finally, the  $nstep$  integration steps are completed, and the next output interval is covered until all  $nout$  output intervals are completed.

```
%
% Continue nstep integration steps
% end
%
% Continue integration for next output interval
% end
```

Note that Program C.1 contains a general Newton solver that can be applied to an  $n \times n$  system of nonlinear equations; all that really is required is to reprogram: (1) the Jacobian matrix (which generally will be inside the loop for the Newton iterations rather than outside) and (2) the vector of functions to be zeroed. Also, some tuning of the parameters will generally be required (e.g., the tolerance  $eps$  and the maximum number of iterations  $maxiter$ ).

The output from the preceding program is as follows:

| t        | dy(1)    | dy(2)    | y(1)    | y(2)    | erry(1)  | erry(2)  | iter |
|----------|----------|----------|---------|---------|----------|----------|------|
| 0.00000  | 0.00000  | 0.00000  | 0.00000 | 2.00000 | 0.00000  | 0.00000  | 0    |
| 1.00000  | 0.00000  | 0.00000  | 0.36971 | 0.36971 | -0.00183 | -0.00183 | 2    |
| 2.00000  | 0.00000  | 0.00000  | 0.13669 | 0.13669 | -0.00135 | -0.00135 | 2    |
| 3.00000  | 0.00000  | 0.00000  | 0.05053 | 0.05053 | -0.00075 | -0.00075 | 2    |
| 4.00000  | 0.00000  | 0.00000  | 0.01868 | 0.01868 | -0.00037 | -0.00037 | 2    |
| 5.00000  | 0.00000  | 0.00000  | 0.00691 | 0.00691 | -0.00017 | -0.00017 | 2    |
| 6.00000  | 0.00000  | 0.00000  | 0.00255 | 0.00255 | -0.00007 | -0.00007 | 2    |
| 7.00000  | -0.00001 | -0.00001 | 0.00094 | 0.00094 | -0.00003 | -0.00003 | 1    |
| 8.00000  | 0.00000  | 0.00000  | 0.00035 | 0.00035 | -0.00001 | -0.00001 | 1    |
| 9.00000  | 0.00000  | 0.00000  | 0.00013 | 0.00013 | -0.00001 | -0.00001 | 1    |
| 10.00000 | 0.00000  | 0.00000  | 0.00005 | 0.00005 | 0.00000  | 0.00000  | 1    |

We can note the following points about this example:

- Only 1000 implicit Euler steps were used. This contrasts with the  $5 \times 10^6$  steps estimated for the explicit Euler method in Section 1.7; thus there was a reduction of 1/5000 in the number of steps required by an explicit integrator, which clearly shows the advantage of using an implicit integrator for stiff ODEs. Again, as discussed in Section 1.7, if this

conclusion is not convincing, using  $a = 500,000,000.5$ ,  $b = 499,999,999.5$  would result in a reduction of  $1/5 \times 10^6$  steps!

- The two Newton corrections,  $\delta y_1$  and  $\delta y_2$ , met the tolerance  $eps = 0.00001$  with no more than two iterations, which is an indication of the *quadratic convergence of Newton's method*, i.e., when Newton's method works, it generally is very efficient.
- Accuracy (not stability) was limited by the step size  $h = 0.01$ ; this suggests a higher-order BDF method could be used to good advantage (to increase the accuracy, while maintaining stability). Specifically, the BDF methods are stable along the entire negative real axis, and therefore would be stable for the  $2 \times 2$  linear problem of Equations C.9 (since the two eigenvalues are real and negative, e.g.,  $\lambda_1 = -(a - b) = -1$ ,  $\lambda_2 = -(a + b) = -1,000,000$ ). An extension of Program C.1 for BDF methods of order 2 and 3 is available from the authors (W.E.S.).

To investigate this last point (the possible advantage of using higher-order BDF methods), we now consider the use of a stiff ODE integrator in MATLAB, which varies the order of the BDF method.

---

### C.3 MATLAB Program for the Solution of the 2x2 ODE System Using *ode23s* and *ode15s*

A MATLAB program that calls *ode23s* and *ode15s* for the solution of the 2x2 ODE system of Equations C.9 is listed below:

```
%
% 2 x 2 ODE system by variable order BDF
%
% Global variables
 global a b ncall;
%
% Model parameters
 a=500000.5;
 b=499999.5;
%
% Select method
 for mf=1:2
%
% Error tolerances
 reltol=1.0e-02;
 abstol=1.0e-02;
%
```

```

% Cases for changes in error tolerances
for ncase=1:2
 reltol=1.0e-02*reltol;
 abstol=1.0e-02*abstol;
%
% Variables for ODE integration
t0=0.0;
tf=10.0;
tout=[t0:1.0:tf]';
nout=11;
%
% Initialize number of calls to derivative
subroutine
ncall=0;
%
% Initial condition
y10=0.0;
y20=2.0;
y0=[y10 y20]';
%
% Call ODE integrator
options=odeset('RelTol',reltol,'AbsTol',abstol);
if(mf==1) [t,y]=ode23s('ode2x2',tout,y0,options); end
if(mf==2) [t,y]=ode15s('ode2x2',tout,y0,options); end
%
% Display solution and error
fprintf('\n\n mf = %1d\n case = %1d
 \n reltol = %6.2e\n abstol = %6.2e\n\n',...
 mf,ncase,reltol,abstol);
fprintf(' t y1e y1 erry1
 \n y2e y2 erry2\n');
for i=1:nout
 lambda1=-(a-b);
 lambda2=-(a+b);
 exp1=exp(lambda1*t(i));
 exp2=exp(lambda2*t(i));
 y1e=(y10+y20)/2.0*exp1-(y20-y10)/2.0*exp2;
 y2e=(y10+y20)/2.0*exp1+(y20-y10)/2.0*exp2;
 erry1=y1e-y(i,1);
 erry2=y2e-y(i,2);
 fprintf('%5.1f%9.4f%9.4f%15.10f\n
 %9.4f%9.4f%15.10f\n\n',...
 t(i),y1e,y(i,1),erry1,y2e,y(i,2),erry2);
end
%

```

```

% Next case
 fprintf(' ncall = %5d\n',ncall);
 end
%
% Next method
 end
%
% Plot last solution
 plot(t,y);
 xlabel('t')
 ylabel('y1(t),y2(t)')
 title(' Appendix C, 2 x 2 Linear System')
 gtext('y1(t)');
 gtext('y2(t)');
 print appc.ps

```

### Program C.2

Solution of Equations C.9 by *ode23s* and *ode15s*

We can note the following points about Program C.2:

- The beginning of the program is similar to that of Program C.1; three variables are declared *global* so that they can be shared with other routines:

```

%
% 2 x 2 ODE system by variable order BDF
%
% Global variables
 global a b ncall;
%
% Model parameters
 a=500000.5;
 b=499999.5;

```

- An outer loop executes two times; for the first ( $mf = 1$ ), *ode23s* is called, while for the second, *ode15s* is called:

```

%
% Select method
 for mf=1:2
%
% Error tolerances
 reltol=1.0e-02;
 abstol=1.0e-02;

```

For each of the two passes through this *for* loop, the relative and absolute error tolerances for the two ODE integrators are set to  $10^{-2}$ .



- In a subordinate loop, the error tolerances are reduced by  $10^{-2}$  (so that for the two passes through this loop, the error tolerances are set to  $10^{-4}$  and  $10^{-6}$ ); in this way, the performance of the integrators can be assessed using the exact solution of the 2x2 ODE problem, Equation 1.17:

```
%
% Cases for changes in error tolerances
for ncase=1:2
 reltol=1.0e-02*reltol;
 abstol=1.0e-02*abstol;
```

- The variables controlling the integration are set:

```
%
% Variables for ODE integration
t0=0.0;
tf=10.0;
tout=[t0:1.0:tf]';
nout=11;
```

Note that the solution is computed to a final time  $tf = 10$  with 11 outputs at an interval of 1.

- A counter for the number of calls to the derivative routine (discussed subsequently) is initialized; also, the initial conditions for the two ODEs (Equations C.9) are set (these are a  $2 \times 1$  column vector, which is defined as the transpose of a  $1 \times 2$  row vector):

```
%
% Initialize number of calls to derivative
% subroutine
ncall=0;
%
% Initial condition
y10=0.0;
y20=2.0;
y0=[y10 y20]';
```

- The MATLAB utility *odeset* is called to set the error tolerances for the subsequent calls to *ode23s* and *ode15s*:

```
%
% Call ODE integrator
options=odeset('RelTol',reltol,'AbsTol',abstol);
if(mf==1) [t,y]=ode23s('ode2x2',tout,y0,options); end
if(mf==2) [t,y]=ode15s('ode2x2',tout,y0,options); end
```

Note that the two integrators call the function *ode2x2* to define the derivatives (RHS functions) of Equations C.9. Also, the coding to call *ode23s* and *ode15s* is straightforward (which facilitates their use).

- The numerical and exact solutions, and their differences, are displayed in the same way as Program C.1:

```

%
% Display solution and error
fprintf('\n\n mf = %1d\n case = %1d
 \n reltol = %6.2e\n abstol = %6.2e\n\n',
 ...mf,ncase,reltol,abstol);

fprintf(' t y1e y1 erry1
 \n y2e y2 erry2\n');
for i=1:nout
 lambda1=-(a-b);
 lambda2=-(a+b);
 exp1=exp(lambda1*t(i));
 exp2=exp(lambda2*t(i));
 y1e=(y10+y20)/2.0*exp1-(y20-y10)/2.0*exp2;
 y2e=(y10+y20)/2.0*exp1+(y20-y10)/2.0*exp2;
 erry1=y1e-y(i,1);
 erry2=y2e-y(i,2);
 fprintf('%5.1f%9.4f%9.4f%15.10f\n
 %9.4f%9.4f%15.10f\n\n',...
 t(i),y1e,y(i,1),erry1,y2e,y(i,2),erry2);
end
%
% Next case
fprintf(' ncall = %5d\n',ncall);
end
%
% Next method
end

```

Also, the number of calls to the derivative routine *ode2x2* is displayed at the end of the solution. In this way, we can compare the number of derivative evaluations for the two integrators, and the fixed step integrator of Program C.1.

- Plotting is added at the end to display the solutions from *ode15s* (which, graphically, is identical to the solution from *ode23s*):

```

%
% Plot last solution
plot(t,y);
xlabel('t')
ylabel('y1(t),y2(t)')
title(' Appendix C, 2 x 2 Linear System')

```

```

gtext('y1(t)');
gtext('y2(t)');
print appc.ps

```

Function *ode2x2* to define the RHS functions of the ODEs (Equations C.9) is listed below:

```

function yt=ode2x2(t,y)
%
% Global variables
global a b ncall;
%
% ODEs
yt(1)=-a*y(1)+b*y(2);
yt(2)= b*y(1)-a*y(2);
yt=yt';
%
% Increment number of calls to ode2x2
ncall=ncall+1;

```

### Program C.3

Function *ode2x2.m* called by Program C.2

We can note the following points about *ode2x2*:

- The global variables are available for use in calculating the derivatives; also, the counter for derivative evaluations is incremented by 1 each time *ode2x2* is called.
- The derivative row vector is transposed into a column vector, which is the required format for *ode23s* and *ode15s*.

The output from Programs C.2 and C.3 is listed in abbreviated form below (the output for  $t = 2, 3, \dots, 9$  is deleted to reduce the output to reasonable length):

```

mf = 1
case = 1
reltol = 1.00e-004
abstol = 1.00e-004

 t y1e y1 erry1
 y2e y2 erry2
0.0 0.0000 0.0000 0.0000000000
 2.0000 2.0000 0.0000000000

1.0 0.3679 0.3684 -0.0004764099
 0.3679 0.3684 -0.0004764099

```

```

 .
 .
 .
10.0 0.0000 0.0000 -0.0000030593
 0.0000 0.0000 -0.0000030594

```

ncall = 324

```

mf = 1
case = 2
reltol = 1.00e-006
abstol = 1.00e-006

```

| t    | y1e    | y1     | errry1        |
|------|--------|--------|---------------|
|      | y2e    | y2     | errry2        |
| 0.0  | 0.0000 | 0.0000 | 0.0000000000  |
|      | 2.0000 | 2.0000 | 0.0000000000  |
| 1.0  | 0.3679 | 0.3678 | 0.0000421012  |
|      | 0.3679 | 0.3678 | 0.0000420695  |
|      | .      | .      | .             |
|      | .      | .      | .             |
|      | .      | .      | .             |
| 10.0 | 0.0000 | 0.0000 | -0.0000017745 |
|      | 0.0000 | 0.0000 | -0.0000017747 |

ncall = 1591

```

mf = 2
case = 1
reltol = 1.00e-004
abstol = 1.00e-004

```

| t   | y1e    | y1     | errry1        |
|-----|--------|--------|---------------|
|     | y2e    | y2     | errry2        |
| 0.0 | 0.0000 | 0.0000 | 0.0000000000  |
|     | 2.0000 | 2.0000 | 0.0000000000  |
| 1.0 | 0.3679 | 0.3680 | -0.0001104769 |
|     | 0.3679 | 0.3680 | -0.0001104769 |
|     | .      | .      | .             |
|     | .      | .      | .             |
|     | .      | .      | .             |

```
10.0 0.0000 0.0000 0.0000057390
 0.0000 0.0000 0.0000057390
```

```
ncall = 139
```

```
mf = 2
case = 2
reltol = 1.00e-006
abstol = 1.00e-006
```

| t    | y1e    | y1     | erry1         |
|------|--------|--------|---------------|
|      | y2e    | y2     | erry2         |
| 0.0  | 0.0000 | 0.0000 | 0.0000000000  |
|      | 2.0000 | 2.0000 | 0.0000000000  |
| 1.0  | 0.3679 | 0.3679 | 0.0000002033  |
|      | 0.3679 | 0.3679 | 0.0000002033  |
|      | .      |        | .             |
|      | .      |        | .             |
|      | .      |        | .             |
| 10.0 | 0.0000 | 0.0000 | -0.0000002999 |
|      | 0.0000 | 0.0000 | -0.0000002999 |

```
ncall = 233
```

We can note the following points about this output:

- *ode23s* did not meet the error tolerances, even with 1591 calls to *ode2x2*, e.g.,  $1.00e-004$  vs.  $-0.0004764099$ :

```
mf = 1
case = 1
reltol = 1.00e-004
abstol = 1.00e-004
```

| t   | y1e    | y1     | erry1         |
|-----|--------|--------|---------------|
|     | y2e    | y2     | erry2         |
| 1.0 | 0.3679 | 0.3684 | -0.0004764099 |
|     | 0.3679 | 0.3684 | -0.0004764099 |

```
ncall = 324
```

```
mf = 1
case = 2
```

```

reltol = 1.00e-006
abstol = 1.00e-006

 t y1e y1 erry1
 y2e y2 erry2
1.0 0.3679 0.3678 0.0000421012
 0.3679 0.3678 0.0000420695

ncall = 1591

```

However, we should keep in mind that Program C.1 did not produce solutions that were any better than about 2+ figures, e.g.,  $-0.00183$ , with 1000 derivative evaluations (due to the use of a fixed step, first-order BDF):

```

 t dy(1) dy(2) y(1) y(2) erry(1) erry(2) iter
1.00000 0.00000 0.00000 0.36971 0.36971 -0.00183 -0.00183 2

```

- *ode15s* did come close to meeting, or exceeded, the error tolerances, e.g.,  $1.00e - 004$  vs.  $-0.0001104769$ :

```

mf = 2
case = 1
reltol = 1.00e-004
abstol = 1.00e-004

 t y1e y1 erry1
 y2e y2 erry2
1.0 0.3679 0.3680 -0.0001104769
 0.3679 0.3680 -0.0001104769

ncall = 139

```

```

mf = 2
case = 2
reltol = 1.00e-006
abstol = 1.00e-006

 t y1e y1 erry1
 y2e y2 erry2
1.0 0.3679 0.3679 0.0000002033
 0.3679 0.3679 0.0000002033

ncall = 233

```

- The number of derivative evaluations by *ode15s* was substantially lower than for *ode23s*, which infers better performance of the higher-order methods in *ode15s*. For *ode23s*:

```
mf = 1
case = 1
reltol = 1.00e-004
abstol = 1.00e-004
```

```
ncall = 324
```

```
mf = 1
case = 2
reltol = 1.00e-006
abstol = 1.00e-006
```

```
ncall = 1591
```

and for *ode15s*:

```
mf = 2
case = 1
reltol = 1.00e-004
abstol = 1.00e-004
```

```
ncall = 139
```

```
mf = 2
case = 2
reltol = 1.00e-006
abstol = 1.00e-006
```

```
ncall = 233
```

*ode23s* and *ode15s* vary the order of the BDF method (in accordance with the table of coefficients in Section 1.7) as well as the integration step in attempting to meet the specified error tolerance. Thus, they are *variable step–variable order* implementations of the BDF method; i.e., they perform *h refinement* and *p refinement* simultaneously.

To conclude this appendix, we have observed the effectiveness (superior efficiency) of implicit methods, such as BDF, for stiff ODE problems. This improved performance, however, involves *greater computational complexity* (generally the solution of linear or nonlinear algebraic or transcendental equations (Equations C.2), depending on whether the ODE system is linear

or nonlinear); therefore *implicit methods should be used only if the ODE system is stiff*. Also, we *should not conclude that a nonlinear ODE system is necessarily stiff*, and therefore an implicit integrator is required.

This final discussion suggests a fundamental question: “How do we know if an ODE system is stiff and therefore an implicit integrator should be used?” In the case of linear ODE systems, we can look at the spread in the eigenvalues, as we did for Equations C.9. However, in the case of nonlinear ODEs, eigenvalues are not defined (and therefore cannot be studied for possible stiffness). For this more general case (of nonlinear ODEs), we suggest the following criterion for determining if an implicit integrator should be used:

$$\text{maximum stable step} \ll \text{problem timescale}$$

In other words, observe if the ODE problem timescale is much greater than the largest integration step ( $h$ ) that can be taken while still maintaining a stable solution, i.e., this suggests that stability is the limiting condition on  $h$ , and therefore the ODE system is effectively stiff so that an implicit integrator should be used.

To illustrate the application of this criterion, for the  $2 \times 2$  ODE system of Equations C.9 with  $a = 500000.5$ ,  $b = 499999.5$ , and  $\lambda_1 = -(a - b) = -1$ ,  $\lambda_2 = -(a + b) = -1,000,000$ , we found in Section 1.7 that (1) the maximum step for a stable explicit solution is  $2/1,000,000$ , and (2) the timescale for the ODE system is 10 (so that  $e^{-1(10)}$  has decayed to insignificance). Thus, application of the preceding criterion gives

$$\frac{2}{1,000,000} \ll 10$$

which implies that an implicit integrator should be used.

To confirm the preceding analysis, Programs c.2 and c.3 were executed with the two MATLAB explicit integrators, *ode23* and *ode45*. This was easily accomplished by changing the following lines:

```
%
% Call ODE integrator
options=odeset('RelTol',reltol,'AbsTol',abstol);
if(mf==1) [t,y]=ode23s('ode2x2',tout,y0,options); end
if(mf==2) [t,y]=ode15s('ode2x2',tout,y0,options); end

to

%
% Call ODE integrator
options=odeset('RelTol',reltol,'AbsTol',abstol);
if(mf==1) [t,y]=ode23('ode2x2',tout,y0,options); end
if(mf==2) [t,y]=ode45('ode2x2',tout,y0,options); end
```

The resulting change in the numbers of calls to the ODE routine *ode2x2* is summarized below:



| Integrator    | Tolerance | Calls to <i>ode2x2</i> |
|---------------|-----------|------------------------|
| <i>ode23s</i> | $10^{-4}$ | 324                    |
| <i>ode23</i>  | $10^{-4}$ | 11, 939, 197           |
| <i>ode23s</i> | $10^{-6}$ | 1591                   |
| <i>ode23</i>  | $10^{-6}$ | 11, 939, 440           |
| <i>ode15s</i> | $10^{-4}$ | 139                    |
| <i>ode45</i>  | $10^{-4}$ | 19, 283, 629           |
| <i>ode15s</i> | $10^{-6}$ | 233                    |
| <i>ode45</i>  | $10^{-6}$ | 19, 283, 713           |

Clearly, the MATLAB stiff integrators, and even the basic BDF integrator of Program C.1, are substantially more efficient than the MATLAB explicit (nonstiff) integrators (and the same conclusion would be true for the explicit integrators discussed in Chapters 1 and 2).

However, we now have two additional questions to answer in applying the preceding criterion for stiffness (involving the maximum integration step and problem timescale):

1. How do we determine the maximum integration step for an explicit integrator that still produces a stable solution? Answer: In general, by trial and error using a computer program with an explicit integrator. Or, if the computer run times for a stable explicit solution are large, or an excessive number of derivative evaluations is required to maintain a stable solution, an implicit integrator may possibly be used to good advantage.
2. How do we determine the timescale for the ODE problem? Answer: Either from some knowledge of the characteristics of the problem such as physical reasoning, or again, by trial and error to observe when a complete solution appears to have been computed.

In other words, some trial and error with an explicit integrator is generally required. If the computational effort required to compute a complete solution appears to be excessive, switch to an implicit integrator.

Admittedly, this procedure is rather vague (a general, easily applied mathematical test is not available, especially for nonlinear problems), and some trial and error with explicit integrators first, followed possibly by a switch to implicit integrators, may be required (this is the procedure we generally follow for a new ODE problem). The preceding discussion (in this appendix and Chapters 1 to 5) indicates that a spectrum of ODE/PDE problems can be handled with explicit integrators (e.g., the  $1 \times 1$  and  $2 \times 2$  ODE problems, and the linear and nonlinear PDE problems), and that only under the condition of stiffness (or stability constraints) is an implicit integrator required. Thus, some judgment based on direct computational experience is required.

# Appendix D

---

## *Alternative Forms of ODEs*

---

The ODE systems considered previously (in Chapters 1 to 5 and Appendices A to C) all defined the derivatives (RHS of the ODEs) explicitly; that is, only one derivative appeared in each ODE; Equations 1.6 for the  $2 \times 2$  linear, constant coefficient ODE system are an example (renumbered here as Equations D.1)

$$\begin{aligned}\frac{dy_1}{dt} &= a_{11}y_1 + a_{12}y_2 & y_1(0) &= y_{10} \\ \frac{dy_2}{dt} &= a_{21}y_1 + a_{22}y_2 & y_2(0) &= y_{20}\end{aligned}\tag{D.1}$$

Equations D.1 are an example of *explicit ODEs* (not to be confused with explicit ODE integration algorithms); this designation comes from the characteristic that *each ODE defines one derivative explicitly*.

However, we could consider ODEs in which each ODE contains more than one derivative, e.g.,

$$\begin{aligned}c_{11}\frac{dy_1}{dt} + c_{12}\frac{dy_2}{dt} &= -ay_1 + by_2 \\ c_{21}\frac{dy_1}{dt} + c_{22}\frac{dy_2}{dt} &= by_1 - ay_2 \\ y_1(0) &= y_{10}, \quad y_2(0) = y_{20}\end{aligned}\tag{D.2}$$

or in matrix form

$$\begin{bmatrix} c_{11} & c_{12} \\ c_{21} & c_{22} \end{bmatrix} \cdot \begin{bmatrix} \frac{dy_1}{dt} \\ \frac{dy_2}{dt} \end{bmatrix} = \begin{bmatrix} -a & b \\ b & -a \end{bmatrix} \cdot \begin{bmatrix} y_1 \\ y_2 \end{bmatrix}$$
$$\begin{bmatrix} y_1(0) \\ y_2(0) \end{bmatrix} = \begin{bmatrix} y_{10} \\ y_{20} \end{bmatrix}$$

For the special case  $c_{11} = 1$ ,  $c_{12} = 0$ ,  $c_{21} = 0$ ,  $c_{22} = 1$ , is the *explicit ODE system* (not to be confused with an explicit integrator):

$$\begin{aligned}\frac{dy_1}{dt} &= -ay_1 + by_2 \\ \frac{dy_2}{dt} &= by_1 - ay_2 \\ y_1(0) &= y_{10}, \quad y_2(0) = y_{20}\end{aligned}\tag{D.3}$$

which can be written in matrix form (for the general  $n \times n$  case) as

$$\mathbf{I} \frac{d\mathbf{y}}{dt} = \mathbf{A}\mathbf{y}\tag{D.4}$$

where

- $\mathbf{I}$  = identity matrix
- $\mathbf{A}$  = ODE coefficient matrix
- $\mathbf{y}$  = dependent variable vector

Equations D.2 are an example of a *linearly coupled implicit ODE system*, with the coupling matrix  $\mathbf{M}$

$$\mathbf{M} \frac{d\mathbf{y}}{dt} = \mathbf{A}\mathbf{y}\tag{D.5}$$

The term *linearly coupled* comes from the linear coupling (or linear combinations) of the derivatives on the LHS of Equations D.2.

This form of coupled ODEs is common in applications, and therefore library integrators are available to handle such systems. For example, the MATLAB ODE integrators can accept a coupling matrix that is not the identity matrix; *LSODI*,<sup>1,4</sup> *DASSL*,<sup>2,4,5</sup> *RADAU5*,<sup>3,5</sup> and *MEBDFDAE*<sup>5</sup> can also accommodate such coupled ODE systems.

One approach to the solution of Equations D.2 would be to consider them as linear algebraic equations in the derivatives  $dy_1/dt$  and  $dy_2/dt$ . Then these equations can be solved in the usual ways for linear algebraic equations to arrive at the derivatives explicitly. For example, eliminating  $dy_1/dt$  from Equations D.2 gives

$$\frac{dy_2}{dt} = \frac{c_{21}ay_1 - c_{21}by_2 + c_{11}by_1 - c_{11}ay_2}{c_{11}c_{22} - c_{21}c_{12}}\tag{D.6}$$

Higher-order ( $n \times n$ ) linearly coupled ODE systems can be uncoupled by Gaussian elimination or any other established method for simultaneous algebraic equations. Of course, this presupposes that the coupling matrix  $M$  is not singular or ill-conditioned (e.g., that  $c_{11}c_{22} - c_{21}c_{12} \neq 0$  in Equation D.6). If this is the case, which is common in applications, more sophisticated methods must be applied to perform the numerical integration of the equations, as subsequently discussed briefly.

For example, if in Equations D.2  $c_{11} = c_{12} = 1$ ,  $c_{21} = c_{22} = 0$ , the coupling matrix

$$\begin{bmatrix} c_{11} & c_{12} \\ c_{21} & c_{22} \end{bmatrix} \tag{D.7}$$

is singular. Note that the second ODE is actually an *algebraic equation*, i.e.,

$$\begin{aligned} \frac{dy_1}{dt} + \frac{dy_2}{dt} &= -ay_1 + by_2 \\ 0\frac{dy_1}{dt} + 0\frac{dy_2}{dt} &= by_1 - ay_2 \end{aligned} \tag{D.8}$$

Thus, Equations D.8 are actually an example of a *differential algebraic* or *DAE* system.

Equation D.5 can be generalized to

$$\mathbf{M}(\mathbf{y})\frac{d\mathbf{y}}{dt} = \mathbf{A}\mathbf{y} \tag{D.9}$$

where now the coupling matrix  $\mathbf{M}(\mathbf{y})$  is a function of  $\mathbf{y}$ ; thus, Equation D.9 defines a *nonlinearly coupled implicit ODE system*.

Finally, if the ODE system is of the form

$$\mathbf{f}\left(\mathbf{y}, \frac{d\mathbf{y}}{dt}, t\right) = \mathbf{0} \tag{D.10}$$

Equation D.10 is a *fully implicit ODE system*; it is also frequently designated as a *DAE system* since some of the equations defined by  $\mathbf{f}$  can be algebraic.

All of the preceding ODEs are a special case of Equation D.10 (depending on the form of  $\mathbf{f}$  in Equation D.10). Library integrators are available, in principle, for all of the preceding forms of ODE systems. In particular, *DASSL*<sup>2,4</sup> and *RADAU5*<sup>3</sup> will accommodate Equations D.10 for certain cases of coupling between the ODEs and algebraic equations. The solution of Equation D.10 for completely general forms of  $\mathbf{f}$  is still an open and active area of research.

In summary, we list these alternate forms of ODEs (beyond the explicit ODEs illustrated by Equations D.4 to indicate that (1) all of these forms occur in applications in science and engineering, and (2) library solvers are available for most of these forms (but without a guarantee for the successful calculation of an accurate solution, especially for Equation D.10, depending on the form of  $\mathbf{f}$ ).

A detailed discussion of these alternate ODE forms and the available solvers is beyond the scope of this book. However, the following mathematical software libraries are a good starting point and source of solvers: *netlib*,<sup>4</sup> *gams*,<sup>4</sup> and *mebdfdae*.<sup>5</sup>

## References

1. Hindmarsh, A.C., ODEPACK, a systematized collection of ODE solvers, in *Scientific Computing*, R.S. Stepleman et al., Eds., North-Holland, Amsterdam, 1983, 55–64.
2. Brenan, K.E., S.L. Campbell, and L.R. Petzold, *Numerical Solution of Initial-Value Problems in Differential-Algebraic Equations*, SIAM, Philadelphia, 1996.
3. Hairer, E., and G. Wanner, *Solving Ordinary Differential Equations II: Stiff and Differential-Algebraic Problems*, Springer-Verlag, Berlin, 1991.
4. Library mathematical software is available from <http://www.netlib.org/index.html>; <http://gams.nist.gov>.
5. Library ODE/DAE integrators are available from <http://hilbert.dm.uniba.it/~testset/software.htm>

# Appendix E

---

## *Spatial $p$ Refinement*

---

In Section 4.1 and Section 5.1 we considered the numerical integration of a PDE (Equation 4.1) in which the finite difference approximation of the second-order spatial derivative  $\partial u^2/\partial x^2$  was programed in *deriv*. Since first- and second-order derivatives in space, with their associated boundary conditions, are so commonplace in applications, the calculation of these derivatives can be facilitated by using library routines. We consider here a few library routines for this purpose.

For example, a *deriv* is listed below that can be used in place of the *deriv* in Section 4.1 (Program 4.1.3):

```
function [ut]=deriv(n,t,u)
%
% Function deriv computes the derivative vector
% of the linear PDE problem
%
% Declare global variables
 global nsteps ndss;
%
% Problem parameters
 xl=0.0;
 xu=1.0;
%
% BC at x = 0
 u(1)=0.0;
%
% BC at x = 1
 u(n)=0.0;
%
```

```

% ux
if ndss == 2 [ux]=dss002(xl,xu,n,u); end
if ndss == 4 [ux]=dss004(xl,xu,n,u); end
%
% uxx
if ndss == 2 [uxx]=dss002(xl,xu,n,ux); end
if ndss == 4 [uxx]=dss004(xl,xu,n,ux); end
if ndss == 42
 nl=1;
 nu=1;
 ux=zeros(n,1);
 [uxx]=dss042(xl,xu,n,u,ux,nl,nu);
end
if ndss == 44
 nl=1;
 nu=1;
 ux=zeros(n,1);
 [uxx]=dss044(xl,xu,n,u,ux,nl,nu);
end
%
% pdelin
for i=1:n
 ut(i)=uxx(i);
end

```

### Program E.1

*deriv* for the solution of Equations 4.1 to 4.4

We can note the following points about *deriv*:

- After setting the boundary values in  $x$ ,  $xl = 0.0$ ,  $xu = 1.0$ , boundary conditions (Equations 4.3 and 4.4) are programmed:

```

%
% BC at x = 0
u(1)=0.0;
%
% BC at x = 1
u(n)=0.0;

```

Note that here we have zeroed the dependent variables,  $u(1)$  and  $u(n)$ , rather than the time derivatives,  $ut(1)$  and  $ut(n)$  as in Program 4.1.3. This difference is due to the way the PDE, Equation 4.1, is programmed at the end of *deriv*, as explained below.

- The first derivative  $\partial u/\partial x$  is computed by one of two spatial differentiation (DSS) routines, *dss002* or *dss004*:

```

%
% ux
 if ndss == 2 [ux]=dss002(xl,xu,n,u); end
 if ndss == 4 [ux]=dss004(xl,xu,n,u); end

```

$dss002$  implements three point ( $O(\Delta x^2)$ ) finite difference approximations for  $\partial u/\partial x$  whereas  $dss004$  implements five point ( $O(\Delta x^4)$ ) approximations for this derivative. The vector of dependent variables to be differentiated,  $u$ , is an input to  $dss002$  and  $dss004$ , and  $\partial u/\partial x$  is returned in the vector  $ux$ . The choice of the differentiator is through  $ndss$ , which is set in *intpar* ( $ndss$  is added as another parameter to *intpar* of Program 4.1.1, with  $ndss = 2$  to call  $dss002$  and  $ndss = 4$  to call  $dss004$ ).

- The second derivative,  $\partial^2 u/\partial x^2$ , is then computed by differentiating the first derivative  $\partial u/\partial x$  (i.e., by *stagewise differentiation*):

```

%
% uxx
 if ndss == 2 [uxx]=dss002(xl,xu,n,ux); end
 if ndss == 4 [uxx]=dss004(xl,xu,n,ux); end

```

The second derivative is returned in vector  $uxx$ .

- For  $ndss = 42$  or  $ndss = 44$ , two differentiation routines,  $dss042$  and  $dss044$ , are called that calculate the second derivative,  $\partial^2 u/\partial x^2$ , directly:

```

 if ndss == 42
 nl=1;
 nu=1;
 ux=zeros(n,1);
 [uxx]=dss042(xl,xu,n,u,ux,nl,nu);
 end
 if ndss == 44
 nl=1;
 nu=1;
 ux=zeros(n,1);
 [uxx]=dss044(xl,xu,n,u,ux,nl,nu);
 end
end

```

$nl = 1$  and  $nu = 1$  specify that Dirichlet boundary conditions are used (according to Equations 4.3 and 4.4); if  $nl = 2$  and/or  $nu = 2$ , Neumann boundary conditions are used. For the latter, the first derivative,  $ux$ , is required and it is therefore an input to  $dss042$  and  $dss044$ . In the present case (with Dirichlet boundary conditions), the first derivative is not required and it is therefore zeroed.



- The finite difference approximations in *dss042* and *dss044* are  $O(\Delta x^2)$  and  $O(\Delta x^4)$ , respectively. For example, for *dss042*, the calculation of the second derivative  $\partial^2 u / \partial x^2$  is done with the following code (taken from *dss042*):

```

%...
%... Grid spacing
 dx=(xu-xl)/(n-1);
%...
%... Calculate uxx at the left boundary, without ux
 if nl==1
 uxx(1)=((2.)*u(1)...
 +(-5.)*u(2)...
 +(4.)*u(3)...
 +(-1.)*u(4))/(dx^2);
%...
%... Calculate uxx at the left boundary, including ux
 elseif nl==2
 uxx(1)=((-7.)*u(1)...
 +(8.)*u(2)...
 +(-1.)*u(3))/(2.*dx^2)...
 +(-6.)*ux(1)/(2.*dx);
 end
%...
%... Calculate uxx at the right boundary, without ux
 if nu==1
 uxx(n)=((2.)*u(n)...
 +(-5.)*u(n-1)...
 +(4.)*u(n-2)...
 +(-1.)*u(n-3))/(dx^2);
%...
%... Calculate uxx at the right boundary, including ux
 elseif nu==2
 uxx(n)=((-7.)*u(n)...
 +(8.)*u(n-1)...
 +(-1.)*u(n-2))/(2.*dx^2)...
 +(6.)*ux(n)/(2.*dx);
 end
%...
%... Calculate uxx at the interior grid points
 for i=2:n-1
 uxx(i)=(u(i+1)-2.*u(i)+u(i-1))/dx^2;
 end

```

This code involves several finite difference approximations at the boundaries for Dirichlet and Neumann boundary conditions. To keep this

discussion to reasonable length, the details are not discussed (they are available in Reference 1). However, the calculation of the second derivative at the interior points by

```
%...
%... Calculate uxx at the interior grid points
 for i=2:n-1
 uxx(i)=(u(i+1)-2.*u(i)+u(i-1))/dx^2;
 end
```

directly parallels the coding in *deriv* of Program 4.1.3:

```
%
% Interior points
dx=(xu-xl)/(n-1);
dxs=dx*dx;
for i=2:n-1
 ut(i)=(u(i+1)-2.0*u(i)+u(i-1))/dxs;
end
```

- The corresponding code in *dss044* for the second derivative at the interior points is

```
%...
%... i = 3, 4, ..., n-2
 for i=3:n-2
 uxx(i)=r12dxs*...
 (-1.0*u(i-2)...
 +16.0*u(i-1)...
 -30.0*u(i)...
 +16.0*u(i+1)...
 -1.0*u(i+2));
```

Note that five points (or values of  $u$ ) are used to calculate the second derivative, while in *dss042*, only three points are used. This explains the greater accuracy for *dss044* ( $O(\Delta x^4)$  for *dss044* and  $O(\Delta x^2)$  for *dss042*). Again, the details of the finite difference approximations in *dss042* and *dss044* are given in Reference 1.

- Finally, the PDE, Equation 4.1 is programmed:

```
%
% pdelin
 for i=1:n
 ut(i)=uxx(i);
 end
```

The close correspondence between this coding and the PDE is clear; this is possible through the use of the vector  $uxx$  computed by the preceding differentiation (DSS) routines.

Functions *inital* of Program 4.1.2 and *fprint* of Program 4.1.4 are essentially the same (the value of  $ndss$  is printed in *fprint*).

The output from this combination of functions, plus a main program that is also the same as Program 3.1.1, is discussed below. Since this output is quite voluminous, only a summary with key points is given. For  $ndss = 2$ ,  $n = 21$ , the output is as follows:

euler2a integrator

ncase = 1 neqn = 21 nsteps = 250 ndss = 2

| t    | u(num)   | u(exact) | diff        |
|------|----------|----------|-------------|
| 0.00 | 1.000000 | 1.000000 | 0.0000e+000 |
| 0.20 | 0.141180 | 0.138911 | 2.2689e-003 |
| 0.40 | 0.019932 | 0.019296 | 6.3550e-004 |
| 0.60 | 0.002814 | 0.002680 | 1.3350e-004 |
| 0.80 | 0.000397 | 0.000372 | 2.4930e-005 |
| 1.00 | 0.000056 | 0.000052 | 4.3644e-006 |

euler2b integrator

ncase = 2 neqn = 21 nsteps = 250 ndss = 2

| t    | u(num)   | u(exact) | diff        |
|------|----------|----------|-------------|
| 0.00 | 1.000000 | 1.000000 | 0.0000e+000 |
| 0.20 | 0.141232 | 0.138911 | 2.3208e-003 |
| 0.40 | 0.019940 | 0.019296 | 6.4378e-004 |
| 0.60 | 0.002817 | 0.002680 | 1.3634e-004 |
| 0.80 | 0.000398 | 0.000372 | 2.5813e-005 |
| 1.00 | 0.000056 | 0.000052 | 4.5242e-006 |

rkc4a integrator

ncase = 3 neqn = 21 nsteps = 250 ndss = 2

| t    | u(num)   | u(exact) | diff        |
|------|----------|----------|-------------|
| 0.00 | 1.000000 | 1.000000 | 0.0000e+000 |
| 0.20 | 0.141177 | 0.138911 | 2.2661e-003 |
| 0.40 | 0.019931 | 0.019296 | 6.3470e-004 |

|      |          |          |             |
|------|----------|----------|-------------|
| 0.60 | 0.002814 | 0.002680 | 1.3333e-004 |
| 0.80 | 0.000397 | 0.000372 | 2.4898e-005 |
| 1.00 | 0.000056 | 0.000052 | 4.3588e-006 |

rk4b integrator

ncase = 4    neqn = 21    nsteps = 250    ndss = 2

| t    | u(num)   | u(exact) | diff        |
|------|----------|----------|-------------|
| 0.00 | 1.000000 | 1.000000 | 0.0000e+000 |
| 0.20 | 0.141177 | 0.138911 | 2.2661e-003 |
| 0.40 | 0.019931 | 0.019296 | 6.3471e-004 |
| 0.60 | 0.002814 | 0.002680 | 1.3333e-004 |
| 0.80 | 0.000397 | 0.000372 | 2.4898e-005 |
| 1.00 | 0.000056 | 0.000052 | 4.3589e-006 |

rkf45a integrator

ncase = 5    neqn = 21    nsteps = 250    ndss = 2

| t    | u(num)   | u(exact) | diff        |
|------|----------|----------|-------------|
| 0.00 | 1.000000 | 1.000000 | 0.0000e+000 |
| 0.20 | 0.141177 | 0.138911 | 2.2661e-003 |
| 0.40 | 0.019931 | 0.019296 | 6.3470e-004 |
| 0.60 | 0.002814 | 0.002680 | 1.3333e-004 |
| 0.80 | 0.000397 | 0.000372 | 2.4898e-005 |
| 1.00 | 0.000056 | 0.000052 | 4.3588e-006 |

rkf45b integrator

ncase = 6    neqn = 21    nsteps = 250    ndss = 2

| t    | u(num)   | u(exact) | diff        |
|------|----------|----------|-------------|
| 0.00 | 1.000000 | 1.000000 | 0.0000e+000 |
| 0.20 | 0.141177 | 0.138911 | 2.2661e-003 |
| 0.40 | 0.019931 | 0.019296 | 6.3470e-004 |
| 0.60 | 0.002814 | 0.002680 | 1.3333e-004 |
| 0.80 | 0.000397 | 0.000372 | 2.4898e-005 |
| 1.00 | 0.000056 | 0.000052 | 4.3587e-006 |

For this case ( $n = 21$ ), the errors are relatively large, e.g., for *rkf45a* at  $t = 0.20$  the error at  $x = 0.5$  is  $2.2661e-003$ :

rkf45a integrator

ncase = 5 neqn = 21 nsteps = 250 ndss = 2

| t    | u(num)   | u(exact) | diff        |
|------|----------|----------|-------------|
| 0.00 | 1.000000 | 1.000000 | 0.0000e+000 |
| 0.20 | 0.141177 | 0.138911 | 2.2661e-003 |

Thus, we would expect that as more points are added (*h refinement*) and a higher-order spatial differentiator is used (*dss044* in place of *dss042*), which is a form of *p refinement* in space, the accuracy of the solution would improve. This improvement is demonstrated in the following summary of results from *rkf45a* at  $t = 0.2$ :

ncase = 5 neqn = 21 nsteps = 250 ndss = 2  
0.20 0.141177 0.138911 2.2661e-003

ncase = 5 neqn = 31 nsteps = 250 ndss = 2  
0.20 0.139828 0.138911 9.1682e-004

ncase = 5 neqn = 41 nsteps = 250 ndss = 2  
0.20 0.139476 0.138911 5.6448e-004

ncase = 5 neqn = 21 nsteps = 500 ndss = 4  
0.20 0.138921 0.138911 9.6684e-006

ncase = 5 neqn = 31 nsteps = 500 ndss = 4  
0.20 0.138913 0.138911 2.1371e-006

ncase = 5 neqn = 41 nsteps = 500 ndss = 4  
0.20 0.138912 0.138911 6.5075e-007

ncase = 5 neqn = 21 nsteps = 500 ndss = 42  
0.20 0.139476 0.138911 5.6448e-004

ncase = 5 neqn = 31 nsteps = 500 ndss = 42  
0.20 0.139162 0.138911 2.5071e-004

ncase = 5 neqn = 41 nsteps = 1000 ndss = 42  
0.20 0.139052 0.138911 1.4099e-004

ncase = 5 neqn = 21 nsteps = 500 ndss = 44  
0.20 0.138913 0.138911 1.6930e-006

```
ncase = 5 neqn = 31 nsteps = 500 ndss = 44
0.20 0.138911 0.138911 3.5667e-007
```

```
ncase = 5 neqn = 41 nsteps = 1000 ndss = 44
0.20 0.138911 0.138911 1.1461e-007
```

We can note the following points about this output:

- The number of steps in  $t$  to maintain stability changed through the values 250, 500, 1000. Generally this number had to be increased with increasing numbers of grid points,  $neqn$  (as  $h$  refinement was used), and increasing order of the finite difference approximations (as  $p$  refinement was used).
- Generally, the *order conditions* were maintained when changing the number of grid points,  $neqn$ . For example, with  $ndss = 44$  ( $dss044$  was called),  $O(\Delta x^4)$ , and comparing the  $neqn = 21$  and  $neqn = 41$  solutions,

$$1.6930 \times 10^{-6} (1/2)^4 = 1.0581 \times 10^{-7} \simeq 1.1461 \times 10^{-7}$$

These order conditions will not be maintained exactly because of the additional error introduced by the integration in  $t$ , i.e., errors occur because of the approximate spatial and time discretizations. Note that  $nsteps = 500$  and  $1000$  in the preceding solutions so that the change in the number of steps in  $t$  complicates the comparisons in  $x$ .

- Also, the order conditions were maintained when changing the order of the approximations, e.g.,  $dss042$  (with  $O(\Delta x^2)$ ) to  $dss044$  (with  $O(\Delta x^4)$ ). For example, for  $neqn = 21$ ,

$$5.6448 \times 10^{-4} \frac{(1/20)^4}{(1/20)^2} = 1.4112 \times 10^{-6} \simeq 1.6930 \times 10^{-6}$$

This result clearly indicates the advantage of using higher-order approximations, e.g.,  $O(\Delta x^4)$  rather than  $O(\Delta x^2)$ .

Finally, in addition to the routines for  $\partial u / \partial x$  and  $\partial^2 u / \partial x^2$ , i.e., three point ( $O(\Delta x^2)$ ) and five point ( $O(\Delta x^4)$ ) approximations in the six languages, routines with seven point ( $O(\Delta x^6)$ ), nine point ( $O(\Delta x^8)$ ) and 11 point ( $O(\Delta x^{10})$ ) approximations in Fortran and MATLAB are available from the authors; the translation of these routines to the other four languages is straightforward.

---

## References

1. Schiesser, W.E. *The Numerical Method of Lines Integration of Partial Differential Equations*, Academic Press, San Diego, CA, 1991.



# Appendix F

---

## *Testing ODE/PDE Codes*

---

The development of a new ODE/PDE application typically requires some trial-and-error analysis until the application is running correctly. The errors that can occur during this development process are generally of two types:

1. *Compiler errors* resulting from incorrect syntax for the particular compiler (language)
2. *Execution errors* after successful compilation of the source code

We cannot give any specific help with compiler errors since they must be corrected by repeated attempts at compiling the source code until the compiler accepts the source code with no reported errors. The success in the elimination of compiler errors is directly tied to the programmer's experience with the language.

Execution errors can generally occur for two reasons:

1. The ODE/PDE mathematical model has fundamental flaws that eventually cause arithmetic problems. For example, if the model involves division by zero, or if the model equations are unstable so that eventually the calculations cause an overflow (the calculations produce numbers that exceed the largest number the computer can handle), an execution error will eventually be reported.
2. Errors were made in the programming of the model equations; this could be something as simple as a sign error.

Execution errors are generally the more difficult to correct (compiler errors will be rather explicit and can generally be corrected by reading the compiler error messages and making corrections in the source code). Thus, we present here a method for detecting and correcting execution errors when developing an ODE/PDE application.



Here, then, are the steps that should be most relevant to finding execution errors:

- We assume that some form of numerical integration of an ODE system is a fundamental part of the calculations and the associated source code (PDEs will generally be approximated as a system of ODEs by the method of lines (MOL) as discussed in Chapters 4 and 5).
- Next, we assume that the execution errors are most likely the result of errors in programming the RHSs of the ODEs. Thus, we concentrate on the programming of the ODEs to look for execution errors.
- In all the programming of initial value ODEs we have considered previously, a vector of dependent variables is to be computed (starting with the vector defined as initial conditions). Thus, the principal output of the calculations is the vector of dependent variables as a function of the independent variable (which is the solution to a system of ODEs), and we therefore examine the vector of dependent variables in detail *to look for results that are obviously in error, e.g., some "bad numbers."*
- However, the vector of dependent variables is generated by numerically integrating the associated vector of derivatives. So we also should examine in detail the vector of derivatives computed from the RHSs of the ODEs. In fact, it is the vector of derivatives that determines the vector of dependent variables (i.e., that determines the solution). In this sense, the derivatives are as interesting as the dependent variables since they define the solution (through the ODEs).
- To organize these ideas, we can output the dependent variable vector at the beginning of the derivative code or routine (since this vector defines the vector of derivatives through the ODEs).
- We can then output the vector of derivatives at the end of the derivative calculations (the end of the code for the ODEs) to look for possible errors in the programming of the ODEs.

To illustrate this procedure for finding the source of execution errors, we consider again the  $2 \times 2$  linear ODE system of Equations 1.6. Function *inital* now includes initialization of a counter for the number of times the derivative routine is called:

```
function [u0]=inital(n,t)
%
% Function inital sets the initial condition vector
% for the 2 x 2 ODE problem
%
% Define global variables
global ncall;
%
```

```

% Initialize counter for calls to the derivative
% routine (derv)
ncall=0;
%
% Initial condition vector
u0(1)=0;
u0(2)=2;

```

### Program F.1

*initial* with a counter for the derivative evaluations

Note that *ncall* is declared *global* so that it can be passed to other routines, in this case *derv*.

```

function [ut]=derv(n,t,u)
%
% Function derv computes the derivative vector
% of the 2 x 2 ODE problem
%
% Define global variables
global ncall;
%
% Heading during first call to derv
if ncall == 0
 fprintf('\n\n Output from derv\n\n');
 fprintf(' t u(1) u(2)\n');
 fprintf(' ut(1) ut(2)\n\n');
end
%
% Display dependent variable vector
fprintf('%10.4f%10.4f%10.4f\n',t,u(1),u(2));
%
% Problem parameters
a=5.5;
b=4.5;
%
% Derivative vector
ut(1)=-a*u(1)+b*u(2);
ut(2)= b*u(1)-a*u(2);
%
% Display derivative vector
fprintf('%20.4f%10.4f\n\n',ut(1),ut(2));
%
% Increment counter for calls to derv
ncall=ncall+1;

```

```
%
% Terminate execution after five calls to derv
 if ncall==5 dbstop in derv; end
```

### Program F.2

*derv* with output of the dependent variable vector and derivative vector

We can note the following points about *derv*:

- The first time *derv* is executed (with  $ncall = 0$ ), a heading for the output from *derv* is displayed:

```
%
% Heading during first call to derv
 if ncall == 0
 fprintf('\n\n Output from derv\n\n');
 fprintf(' t u(1) u(2)\n');
 fprintf(' ut(1) ut(2)\n\n');
 end
```

- Since *derv* has the central function of using the dependent variable vector, in this case  $[u(1) \ u(2)]^T$ , to compute the derivative vector  $[ut(1) \ ut(2)]^T$ , two output (*fprintf*) statements are used:

- The dependent variable vector is displayed at the beginning of *derv* so that the state of the dependent variables coming into *derv* can be judged. If they do not look reasonable, then there is probably an error in the numerical integration; e.g., perhaps some of the dependent variables are moving in the wrong direction (due possibly to an error in the programming of the derivatives that follows in *derv*), or are becoming large due to an instability in the numerical integration (for example, if an explicit ODE integrator is being used and the step  $h$  is too large).

```
%
% Display dependent variable vector
 fprintf('%10.4f%10.4f%10.4f\n',t,u(1),u(2));
```

- The derivative vector is then programmed (the central function of *derv*) using the dependent variables, i.e., the RHSs of the ODEs are programmed. Once all of the derivatives are computed, they are displayed by an output statement (generally close to the end of the derivative routine)

```
%
% Derivative vector
 ut(1)=-a*u(1)+b*u(2);
 ut(2)= b*u(1)-a*u(2);
```

```

%
% Display derivative vector
fprintf('%20.4f%10.4f\n\n',ut(1),ut(2));

```

The purpose of this output statement for the derivatives is to check if the derivatives appear reasonable (not of the wrong sign, e.g., a dependent variable that should be decreasing should have a negative derivative or too large because units in the model equations are not correct or the numerical integration is becoming unstable).

- Once the input dependent variable vector and output derivative vector are checked, the number of times the output appears should be limited (because the derivative routine typically can be called hundreds or thousands of times during the computation of a complete numerical solution to an ODE problem). In this case, execution of the program is terminated when *ncall* reaches a value of 5 (five calls to *deriv*):

```

%
% Increment counter for calls to deriv
ncall=ncall+1;
%
% Terminate execution after five calls to deriv
if ncall==5 dbstop in deriv; end

```

Note that the MATLAB command *dbstop* is used when *ncall* = 5 to terminate execution.

The output from *deriv* is listed below:

| Output from deriv |        |          |  |
|-------------------|--------|----------|--|
| t                 | u(1)   | u(2)     |  |
|                   | ut(1)  | ut(2)    |  |
| 0.0000            | 0.0000 | 2.0000   |  |
|                   | 9.0000 | -11.0000 |  |
| 0.0100            | 0.0900 | 1.8900   |  |
|                   | 8.0100 | -9.9900  |  |
| 0.0100            | 0.0850 | 1.8950   |  |
|                   | 8.0600 | -10.0400 |  |
| 0.0200            | 0.1656 | 1.7946   |  |
|                   | 7.1649 | -9.1251  |  |
| 0.0200            | 0.1612 | 1.7992   |  |
|                   | 7.2101 | -9.1704  |  |

Not too surprisingly, the output looks reasonable (this is a small, simple ODE problem). As expected,  $u_1(t)$  has a positive derivative (it increases from the initial condition  $u_1(0) = 0$ ) and  $u_2(t)$  has a negative derivative (it decreases from the initial condition  $u_2(0) = 2$ ). If these signs in the derivatives were not observed, we would know something is wrong, probably in the preceding programming of the derivatives.

Also, note that the initial conditions can be checked (in the  $t = 0$  output). This is an important check (the solution must start out at the right values). Although this check is obvious in this small problem (there are only two initial conditions,  $u_1(0) = 0$ ,  $u_2(0) = 2$ ), for larger problems, e.g., hundreds or thousands of ODEs, overlooking even one initial condition or using an incorrect value will most likely guarantee that the numerical solution will be incorrect.

The same is true for the derivative calculations in *deriv*. If we are integrating  $n$  first-order ODEs, we need to program  $n$  derivatives. If we overlook even one derivative, which is easy to do in a large ODE system, the solution will be incorrect. Thus, at the end of *deriv* we must have  $n$  good numerical values for the derivative vector.

Also, intermediate calculations before the final calculation of the derivatives are quite common. For example, we might have to solve a set of nonlinear equations, using the ODE dependent variables as inputs. Once these intermediate variables, such as from the solution of a set of nonlinear equations, are computed in *deriv*, they can be used in the calculation of the derivatives. Of course, errors can occur in these intermediate calculations, and they can be checked by using additional output statements.

Generally, a complete output of all of the variables used in the calculation of the derivative vector can be included in *deriv* to ensure that the calculations are done correctly (according to the model equations). This is particularly true for PDE systems in which spatial (boundary value) derivatives are computed in the method of lines. These spatial derivatives can be displayed from *deriv* to check their calculation.

Eventually, after detailed checking of the output from *deriv*, the derivative vector (that is the input to the ODE integrator) will be correct; the output statements in *deriv* and the derivative counter can then be removed to compute a complete solution (or these statements can be “commented out” in case they have to be subsequently reactivated for more checking).

Although the preceding method of checking the initial derivative calculations is usually effective in finding and correcting errors, it will not be effective for the case when the initial calculations appear to be correct, but later, the numerical solution develops an obvious problem; e.g., the dependent variables become excessively large, or the compiler reports a *NAN* (not a number). This may be due to integrator instability, or possibly to an error that grows slowly, but eventually causes a calculational failure. The difficulty in finding the cause of such problems stems from the uncertainty in knowing when it occurs (in order to produce some output from *deriv*, for example), and why. That is why

some knowledge of how numerical ODEs integrators function is important, such as issues of stability, and error monitoring and step size control. For the latter, a common source of failures is to specify unreasonable error tolerances, as discussed in Chapter 1. But in any case, there is no substitute for thorough testing and scrutiny of the computed output.

Finally, two other points can be considered to assist in the checking of computer codes for ODE/PDE problems:

First, we can consider the question of the units of the timescale, e.g., in an application, when we compute the dependent variables of an ODE system as a function of the independent variable  $t$ , is the timescale (units of  $t$ ) in microseconds, milliseconds, seconds, hours, days, years, etc.? The answer generally is that the units of the timescale are the same as the units of the derivative vector. In other words, the derivatives will have the units of reciprocal time, and whatever those units are will be the units of the timescale.

Additionally, the time units must be the same for all of the computed derivatives. Thus, we cannot calculate the derivative for one dependent variable with the units of seconds, and another derivative with the units of hours. The simultaneous integration of the two derivatives will lead to an incorrect solution. To avoid this problem, the time units of all of the derivatives should be checked to ensure that they are the same.

The same reasoning can be applied to the units of the dependent variables. For example, if an energy balance produces a time derivative with the units of K/min, integration of this derivative will produce a solution with the temperature in K and the timescale in min.

Second, as a word of advice based on experience, we suggest that the development of a new ODE/PDE application should not necessarily be initiated with all of the details of the mathematical model included. This might seem like an inexplicable approach since we eventually want to solve the model equations with the full and complete details we think are necessary to describe the physical system. However, for a relatively complicated model, putting all the mathematical details into the code at the beginning very often guarantees that the code will not execute correctly. If this occurs, the question then that is often difficult or impossible to answer is "What caused the code to fail?" In other words, there are so many details that could be the source of the calculational failure, the identification of which particular detail(s) are the cause of the failure is difficult (although the testing with intermediate output as described previously can help in identifying the cause of the failure).

As an alternate approach, we suggest that the code be built up a little at a time. For example, very simple ODEs can be coded first which can be numerically integrated and the solution checked. The ODEs might even be coded with constant derivatives (and therefore their solutions should be linear in the independent variable); if the derivatives of some of the dependent variables are set to zero, those dependent variables should remain constant during the testing. Then an ODE can be added while the other dependent variables are computed from derivatives that are constant. The code is then

built by adding more ODEs. As this process continues, if a failure occurs, it must be due to the ODEs or mathematical relationships just added, and these can be examined in detail, or they can be reset to the previous condition for which the code executed and some additional testing can be performed to determine why the last step failed. In this way, mathematical details are added until the entire model is coded. The source of any failure along the way can be identified and corrected, particularly by using detailed output from the derivative routine as discussed previously.

In other words, the development of an ODE/PDE code is an experimental, trial-and-error, evolutionary process. Thus, as much as we might like to proceed directly to the solution of the complete mathematical model with all of the details that we think are relevant and should be included, starting out with a simpler ODE/PDE system that has a solution that can be checked, then extending the system through a series of steps, each of which can be checked before going on to the next step, we think is the best way to arrive at a final working code for the problem system of interest.

---

# Index

---

## A

Absolute error tolerance 82–84, 113, 116, 126

Accuracy/stability constraints 95

Algebraic equations 3; *see also* Newton's method nonlinear 102, 466–468

Amplification factor 96

Analytical solution

ODE 1, 3, 7, 116, 473, 476, 481  
limiting value 18

PDE 340, 342, 349, 364, 371, 377, 385, 393

Applications

1 × 1 ODE

in C 143–174; *see also* Integration routines, in C

in C++ 174–206; *see also* Integration routines, in C++

in Fortran 206–232; *see also* Integration routines, in Fortran

in Java 232–263; *see also* Integration routines, in Java

in Maple 263–290; *see also* Integration routines, in Maple

in MATLAB 20–21, 51–53, 107–116, 107–143; *see also* Integration routines, in MATLAB

2 × 2 ODE

in C 298–305; *see also* Integration routines, in C

in C++ 306–314; *see also* Integration routines, in C++

in Fortran 314–321; *see also* Integration routines, in Fortran

in Java 321–329; *see also* Integration routines, in Java

in Maple 329–336; *see also* Integration routines, in Maple

in MATLAB 84–86, 291–298, 504–507; *see also* Integration routines, in MATLAB

linear PDE

in C 359–366; *see also* Integration routines, in C

in C++ 366–373; *see also* Integration routines, in C++

in Fortran 374–380; *see also* Integration routines, in Fortran

in Java 380–387; *see also* Integration routines, in Java

in Maple 387–396; *see also* Integration routines, in Maple

in MATLAB 344–359; *see also* Integration routines, in MATLAB

nonlinear PDE

in C 411–418; *see also* Integration routines, in C

in C++ 418–424; *see also* Integration routines, in C++

in Fortran 425–431; *see also* Integration routines, in Fortran

in Java 431–438; *see also* Integration routines, in Java

in Maple 438–446; *see also* Integration routines, in Maple

in MATLAB 402–411; *see also* Integration routines, in MATLAB

## B

BDF 102–105, 465–468; *see also* Matlab ODE integrators, stiff; ode23s; ode15s

accuracy 102–105

coefficients 103, 466

DASSL 103, 105, 490

efficiency 482–488

first order 468–477

as implicit Euler method 103, 465–468

stability 104

history of the solution 467

LSODE 103, 105

LSODES 103, 105

LSODI 490

MATLAB programming 468–477

MEBDFDAE 490

not self starting 104, 467



stepping formula 103  
 stability 102–105  
   along imaginary axis 104  
   limitations 104  
   variable order–variable step 103, 486  
 Backward differentiation formulas; *see* BDF  
 Boundary conditions; *see* PDE, boundary conditions  
 Boundary layer 94

## C

C; *see* Applications, in C; Integration routines, in C  
 C++; *see* Applications, in C++; Integration routines, in C++  
 Characteristic equation 4  
   order 4  
 Characteristic polynomial 4  
   factoring 5  
 Classical fourth order RK; *see* Integration routines, rkc4a, rkc4b  
 Coefficient matrix  
   ODE 4  
 Compiler errors 503  
 Computational effort 30, 35  
 Condition number 474  
 Conservation of energy 399  
 Constant coefficients 3  
 Convergence of ODE error estimate 58  
 Convergence of Newton's method; *see* Newton's method  
 Corrected value 12  
 Coupling matrix 490

## D

DAEs 491–492; *see also* DASSL; LSODI; MEBDFDAE  
 DASSL 103, 105, 490  
 Degree  
   ODE 2  
 Dependent variable derivative vector 504  
 Dependent variable vector 504  
 Derivative evaluations 30, 35, 49, 51, 82–83, 121, 480, 482–486, 504  
   dependent on order 30  
   in embedded pairs 51  
   counter 75, 504–505  
 Determinant of coefficient matrix 4  
 Differential algebraic equations;  
   *see* DAEs

Dimensionless variable 401–402  
 Dirichlet boundary conditions 495–496  
 Discretization error 345, 352–353  
   estimation 355, 358  
 Doubling time 18  
 DSS (Differentiation in Space Subroutines);  
   *see* Library spatial differentiation routines

## E

Eigenvalues  
   ODE 4–7, 88, 472  
   calculation 5  
   defining stiffness 95, 336, 472  
   effect of magnitude 94  
   effect of spatial resolution 358  
   stability analysis 94  
     effect of real part 94  
   variable 19  
 Eigenvector  
   ODE 5  
 Embedded RK methods 51–72, 451–458; *see also* Runge Kutta method  
   (1, 2) pair 31, 51, 451; *see also* Integration routines, euler2a, euler2b  
   (2, 3) pair 16–17, 31, 38–40, 51, 59–60, 452  
   (2, 4) pair 71–72, 455–457; *see also* Integration routines, rkc4a, rkc4b  
   (3, 4) pair 452–453  
   (2, 5) pair 457–458  
   (4, 5) pair 31, 40–43, 51, 65–67, 453–454, 455; *see also* Integration routines, rkf45a, rkf45b  
 Advantages 51  
   Computational efficiency 51, 476  
 Energy balance 399–401  
 Energy flux 399–400  
 Error condition 126  
 Error control  
   ODE 8  
     *see also* Estimated error  
     error correction 28, 57;  
     exact error 24  
 PDE 358  
   balancing spatial and temporal errors 358  
 Error estimate; *see* Estimated error  
 Error function 459  
 Error monitoring 57

- Error tolerance 12, 57, 64, 113, 116, 126, 143, 509; *see also* Absolute error tolerance; Relative error tolerance
- Estimated error 24, 28, 121, 128, 458  
 accuracy 58  
 convergence 58  
 one term 451–455  
 two term 71, 455–457  
 three term 71, 457–458
- euler2a; *see* Integration routines
- euler2b; *see* Integration routines
- Euler's method 8, 18–31; *see also* Embedded RK methods, (1, 2); MATLAB programming; Integration routines, euler2a, euler2b  
 as a RK method 13  
 as part of a (1, 2) pair 31  
 derivative evaluations 30  
 error correction 28, 57–58  
 global error 50  
 estimation 50  
 implicit 101  
 stability analysis 101–102  
 order 28–29  
 order conditions 30, 50  
 stability analysis 95–99, 350  
 stability function 96–97  
 stability limit 96, 350  
 stability region 96–97  
 total error 50  
 estimation 50  
 truncation error 30, 50
- Exact error 24, 128
- Execution errors 503
- Explicit ODE integrators 72, 336–337; *see also* MATLAB ODE integrators, nonstiff  
 stability limit 101
- Explicit ODEs 489
- Exponential decay 94
- Exponential growth 18, 104
- Extended Euler method 11, 18–31; *see also* Embedded RK methods, (1, 2); MATLAB programming; Integration routines, euler2a, euler2b  
 as part of a (1, 2) pair 31;  
 derivative evaluations 30  
 estimated error 28  
 order 28–29  
 order conditions 30  
 truncation error 30
- F**
- Fehlberg RK method 40; *see also* Embedded RK methods, (4, 5); Integration routines, rkf45a, rkf45b  
 global error 51  
 local error 51  
 total error 51
- Fictitious point 407
- Finite differences  
 in approximating boundary conditions 407  
 in approximating ODEs 10  
 in approximating PDEs 339, 343  
 higher order 344  
 order 343
- Finite volume 399
- First order effects 397
- Fixed step ODE integration 116; *see also* Integration routines, euler2a, rk4a, rkf45a
- Flux 400
- Fortran; *see* Applications, in Fortran; Integration routines, in Fortran
- Fourier's first law 400
- Fourier's second law 339, 397–400  
 isothermal lines 397–399
- G**
- GAMS 491–492
- Gaussian elimination 470, 490
- Global error 50  
 estimation 50
- Gompertzjan relation 18
- Growth mechanisms 19
- H**
- H refinement 29  
 ODE 29, 403, 486  
 PDE 403, 500–501
- Heat conduction equation 339
- Homogeneous solution  
 ODE 4
- I**
- Identity matrix 4
- Implicit Euler method 101–103, 105  
 stability 101–102

- Implicit ODE integrators 72, 336–337, 465–488; *see also* MATLAB ODE integrators, stiff; BDF
  - computational efficiency 101, 477–488
  - computational requirements 102, 465–488
  - conditions for selection 487
  - unnecessary use 487
- Implicit ODEs 490–492
- Initial condition
  - ODE 1, 20, 22, 32, 41, 52, 59, 65, 73, 75, 85, 343; *see also* Integration routines, initial condition routine
  - PDE 340, 346; *see also* PDE, initial conditions
- Initial transient 94, 411
- Insulated steel 397–402
  - application to WTC 446–450
- Integrals from ODEs 459–464
  - derivative routine
  - error analysis 462–464
  - global variables 460
  - initial condition routine 460
  - output routine 460–462
  - problem parameter routine 459–460
- Integration failures 346
- Integration parameters 142, 345–346; *see also* Integration routines, integration parameter routine
- Integration routines
  - additional features 128
  - absolute error 82–84, 113, 116, 126
  - in C; *see also* Applications, in C
    - derivative routine 147, 149, 300, 360, 362, 414–415
    - error analysis 151–153, 302–305, 364–366, 416–418
    - euler2a 145, 153–155
    - euler2b 145, 155–158
    - global variables 148, 299, 360, 412–413
    - header file 147–148, 159–160, 173–174, 359–360, 411–413
    - initial condition routine 144, 147, 149, 300, 360–362, 413–414
    - integration parameter routine 146–149, 299, 360–361, 413
    - main program 144–146
    - output routine 147, 149–151, 300–302, 360, 362–363, 415–416
    - problem parameter routine 299, 360–361, 413
    - rkc4a 145, 153, 160–161
    - rkc4b 145, 161–163
    - rkf45a 145, 153, 166–167
    - rkf45b 145, 167–170
    - single-step integration routines
      - sseuler, ssrkc4, ssrkf45 158–159, 164–166, 170–173
  - in C++; *see also* Applications, in C++
    - derivative routine 178, 200, 307, 367, 369–370, 418, 420–421
    - error analysis 204–206, 311–314, 372–373, 423–424
    - euler2a 176, 179–180
    - euler2b 176, 180–183
    - global variables 179, 367–368, 419
    - header files 177–179, 185, 198–199, 366–368, 418–419
    - initial condition routine 175, 178, 200, 306–307 367, 369, 418, 420
    - integration parameter routine 175, 178, 199–200, 306, 367–368, 419–420
    - main program 175–177
    - output routine 178, 201–204, 307–311, 367, 370–371, 418, 421–423
    - problem parameter routine 367–369, 418, 420
    - rkc4a 176, 185–186
    - rkc4b 176, 186–189
    - rkf45a 176, 191–192
    - rkf45b 177, 193–195
    - single-step integration routines
      - sseuler, ssrkc4, ssrkf45 183–184, 189–191, 195–198
  - in Fortran; *see also* Applications, in Fortran
    - derivative routine 228, 316, 375–376, 427
    - error analysis 230–232, 318–321, 378–380, 429–431
    - euler2a 207–209
    - euler2b 207, 209–212
    - initial condition routine 206, 227–228, 315–316, 375, 426
    - integration parameter routine 227, 315, 374, 425
    - main program 206–208
    - output routine 206, 228–230, 317–318, 376–378, 427–429
    - problem parameter routine 316, 374–375, 425–426
    - rkc4a 207, 213–214
    - rkc4b 207, 215–217
    - rkf45a 207, 219–221
    - rkf45b 207, 221–223
    - single-step integration routines
      - sseuler, ssrkc4, ssrkf45 212–213, 217–219, 223–226

- in Java; *see also* Applications, in Java
    - derivative routine 235, 259–260, 323–324, 383, 434–435
    - error analysis 262–263, 326–329, 385–387, 436–438
    - euler2a 233, 236–238
    - euler2b 233, 238–241
    - global variables 236, 380, 431
    - interface routines 235–236, 242–243, 257–258, 380–381, 431–432
    - initial condition routine 235, 259, 323, 381–383, 432–434
    - integration parameter routine 235, 258–259, 322–323, 381–382, 432–433
    - main program 232–235
    - output routine 233, 235, 260–262, 324–325, 383–385, 435–436
    - problem parameter routine 323, 381–382, 432–433
    - rkc4a 234, 243–244
    - rkc4b 234, 245–247
    - rkf45a 234, 250–251
    - rkf45b 234, 251–254
    - single-step integration routines
      - sseuler, ssrkc4, ssrkf45 241–242, 247–249, 254–257
  - in Maple; *see also* Applications, in Maple
    - derivative routine 271–272, 278, 286–287, 332–333, 391, 442–443
    - error analysis 288–290, 334–336, 394–396, 444–446
    - euler2a 265, 267–268, 330, 388, 439
    - euler2b 265, 268–270, 330, 388, 439
    - global variables 265, 439
    - initial condition routine 265, 267, 286, 329, 332, 388, 390–391, 439, 441–442
    - in-line pi 393
    - integration parameter routine 265, 267, 285–286, 331–332, 388, 390, 439, 441
    - local variables 265
    - main program 264–267, 329–331, 387–390, 438–440
    - output routine 265, 267, 287–288, 329–330, 333–334, 388, 392–393, 439, 443–444
    - rkc4a 265, 272–273, 330, 389, 440
    - rkc4b 266, 273–276, 330, 389, 440
    - rkf45a 266, 278–279, 331, 389, 440
    - rkf45b 266, 280–282, 331, 389, 440
    - single-step integration routines
      - sseuler, ssrkc4, ssrkf45 271–272, 276–278, 282–285
  - in MATLAB; *see also* Applications in MATLAB
    - derivative routine 120, 132, 142, 294, 296, 347–348, 405–408, 505–506
    - error analysis 116–117, 297, 298, 350–359, 409–411, 506–507
    - euler2a 108, 110–111, 114, 117–118, 121, 292, 408
    - euler2b 108, 110–111, 114, 121–128, 143, 292, 403, 408
    - global variables 74, 505
    - initial condition routine 108–109, 142, 291, 294, 296, 346–347, 404, 504–505
    - integration parameter routine 112, 142–143, 291, 293, 344–346, 402–404
    - main program 107–109, 291–293
    - output routine 108, 113–116, 142, 292, 294–297, 348–350, 408–409
    - problem parameter routine 404–405
    - rkc4a 108, 110–111, 114, 128–129, 292, 408
    - rkc4b 108, 110–111, 114, 128, 133–135, 143, 292, 403, 408
    - rkf45a 108, 110–111, 114, 136, 292, 408
    - rkf45b 108, 100–111, 114, 137–139, 143, 292, 403, 408
    - single-step integration routines
      - sseuler, ssrkc4, ssrkf45 118–120, 125, 129–131, 139–141
    - order conditions 127, 135, 139
    - relative error 82–84, 113, 116, 126
  - Integration step
    - variable 39, 105
    - limited by stability 95
    - single-step routines; *see* Integration routines, single-step integration routines
- ## J
- Jacobian matrix; *see* Newton's method
  - Java; *see* Applications, in Java; Integration routines, in Java
- ## L
- Laplace transform 3
  - Library integrators; *see* ODE library

- integrators; Integration routines; DASSL; LSODE; LSODES; NETLIB; ODEPACK; RADAU5
  - Library spatial differentiation routines
    - 493–501
    - DSS002 494–501
    - DSS004 494–501
    - DSS042 495–498
    - DSS044 495–498
    - error analysis 498–501
  - Linear algebraic eigenvalue problem 3
  - Linear approximation of ODE solution 8
  - Linearly coupled implicit ODEs 490
    - coupling matrix 490
  - Linearity 2
  - Local error 50
  - LSODE 103, 105
  - LSODES 103, 105
  - LSODI 490
- M**
- Machine epsilon 99, 475
  - Machine precision 99, 475
  - Maple; *see* Applications, in Maple; Integration routines, in Maple
  - MATLAB ODE integrators; *see also* Applications; Integration routines, in MATLAB
    - first order BDF 105, 465–468
    - error tolerances 74–75, 84
      - absolute 82–84
      - relative 82–84
    - linearly coupled 490
    - $n \times n$  ODEs 72
    - nonstiff
      - ode23 72–74
      - ode45 72–72
      - error analysis 78–81, 90–95
      - relative efficiency 82–83
    - ODE function definition 76, 83, 87, 482
    - ODESET 480
    - options 75, 81, 84, 480
    - output specification 75
    - stiff
      - error analysis 482–486
      - ode23s 103, 105, 477–488
      - ode15s 103, 105, 477–488
  - MATLAB programming
    - (1, 2) pair 20–21, 51–53, 142; *see also* Integration routines error analysis 27–31, 54–58, 61–64
    - (2, 3) pair 31–33, 59–60
      - error analysis 38–39
    - (4, 5) pair 40, 41–43, 65–67, 142; *see also* Integration routines; Fehlberg RK method
      - error analysis 46–49, 68–70
    - automatic array sizing 109, 111, 119, 121, 143
    - for Newton’s method 468–477
    - Gaussian elimination 470, 474
    - global variables 74, 479
    - Greek symbols 77
    - matrix facility 474
    - matrix inversion 470, 474
      - condition number 474
    - plotting 76, 89, 479, 481
    - postscript output 76, 89
    - stopping execution 507
    - subscripting 143, 474
    - transpose 480, 482
  - MEBDFDAE 490
  - Method of lines; *see* MOL
  - Midpoint method 15–16
  - Model uncertainties 446–450
  - Modeling errors 503
  - Modified Euler method 11, 15; *see also* Extended Euler method
  - MOL 344, 396, 401, 406, 451, 493–501, 504, 508; *see also* Applications, linear PDE; Applications, nonlinear PDE; Library spatial differentiation routines stability 350
- N**
- NAN 350, 508
  - Near singular matrix 474–475
  - Necrotic region 19
  - NETLIB 106, 491–492
  - Neumann boundary conditions 496
  - Newton’s method 466–477
    - convergence 467–468, 470, 475
    - corrections 466–467
    - Gaussian elimination 470, 474
    - Jacobian matrix 466–467, 469, 472
      - condition 474–475
      - constant for linear ODEs 472
      - inverse 470
      - variable for nonlinear ODEs 472
    - MATLAB programming 468–477
    - quadratic convergence 476
  - Newton solver; *see* Newton’s method

Nonlinear algebraic equations 102–103; *see also* Newton's method from BDF 466–468  
 solution by Newton's method 105, 466–468  
 Nonlinear PDE; *see* PDE, nonlinear  
 Nonlinear solver; *see* Newton's method  
 Nonstiff ODE integrators 451–458; *see also*  
 Euler's method; Extended Euler  
 method; Explicit ODE integrators  
 Nontrivial solution 4  
 Numerical integrals; *see* Integrals from ODEs  
 Numerical integration ODE algorithms 12  
 Nystrom method 17

## O

Ordinary differential equation; *see* ODE  
 ODE; *see also* Applications, 1 x 1 ODE;  
 Applications, 2 x 2 ODE;  
 Integration routines, in C to  
 MATLAB alternate forms 489–492  
 analytical solution 1–2, 18, 94  
 verification 2, 7  
 constant coefficients 3  
 column vector 87  
 degree 2  
 dependent variable 1  
 derivative function 1  
 general problem 1  
 global error 50  
 estimation 50  
 independent variable 1  
 initial values 1  
 initial value problem 339  
 library integrators 72–95, 142; *see also*  
 Integration routines  
 linearity 2  
 local error 50  
 numerical solution 7–8, 12  
 accuracy 18–51  
 computational effort 30  
 linear approximation 8  
 variation of integration step 39  
 one step error 50  
 order 2  
 order conditions 30, 51  
 row vector 87  
 solution 1  
 stiff 99, 477–488  
 time scale 87, 94, 345–346  
 total error 50  
 estimation 50  
 variable coefficient 2, 19

ODE integration routines; *see* Integration  
 routines  
 ODEPACK 106  
 ODE/PDE model 397–402  
 ode23 72–74  
 ode45 72–74  
 ode23s 103, 105, 477–488  
 ode15s 103, 105, 477–488  
 One step error 50  
 Order  
 ODE 2, 28  
 PDE 340  
 Order conditions 27–31, 38–39, 49–50, 501  
 Order of integration method 10, 28; *see also*  
 Embedded RK methods

## P

P refinement 29  
 ODE 29, 54, 403, 486  
 PDE 403, 500–501  
 Parameter sensitivities 449  
 Partial differential equation; *see* PDE  
 PDE; *see also* Applications, linear PDE;  
 Applications, nonlinear PDE;  
 Integration routines, in C to  
 MATLAB; MOL; Spatial grid  
 analytical solution 342  
 approximated with ODEs 343; *see also*  
 MOL  
 balancing spatial and temporal errors  
 358  
 boundary conditions 340–341, 396, 494;  
*see also*  
 Dirichlet boundary conditions;  
 Neumann boundary conditions  
 nonlinear 400–402  
 required number 341  
 Stefan-Boltzmann law 400–402  
 degree 340  
 geometric classification 340  
 elliptic 340  
 hyperbolic 340  
 parabolic 340  
 independent variables 339  
 boundary value 339  
 initial value 339–340  
 interval 341  
 range 341  
 spatial 339  
 initial conditions 340, 346, 400  
 required number 340  
 initial value problem 339

- linear 339–396; *see also* Applications, linear PDE
- nonlinear 397–450; *see also* Applications, nonlinear PDE
- one-dimensional approximation 339
- order 340
- nonlinear problem 339; *see also* Applications, nonlinear PDE
- solution 340, 342
- stagewise differentiation 495
- subscript notation 341
- well-posed problem 341
- Predicted value 12
- Predictor-corrector method 12
- Problem specific coding 83, 142–143, 174, 264
- Problem time scale 83, 94, 345–346
- Programming errors 503–504
  - checking dependent variable derivative vector 504–508
  - checking dependent variable vector 504–508

## Q

Quadrature; *see* Integrals from ODEs

## R

- RADAU5 105, 490
- Radiation heat transfer 397–402, 446–450
- Relative error tolerance 82–84, 113, 116, 126
- RK method; *see* Runge Kutta method
- rkc4a; *see* Integration routines
- rkc4b; *see* Integration routines
- rkf45a; *see* Integration routines
- rkf45b; *see* Integration routines
- Runge Kutta method (RK) 10, 13–18; *see also* Classical fourth order RK, Embedded RK methods, Fehlberg RK method, Integration routines
  - accuracy 18–51
  - advantages 31
  - choice of constants 15, 17
  - classical fourth order method 71–72
  - embedded pairs; *see* Embedded RK methods stability analysis 99–101
  - Fehlberg (4, 5) 40; *see also* Fehlberg RK method
  - fifth order conditions 40, 49
  - fit to Taylor series 14
  - fourth order conditions 40, 49, 71
  - general second order RK 14

- h refinement 30
- implicit 105
  - RADAU 105
- mid-point method 15–16, 71
- order 10
- p refinement 30
- RK notation 12–13
- second order conditions 15, 71
- self starting 105, 467
- stability 95–105
- stiff RK methods; *see* Stiff ODE integrators; *see also* MATLAB stiff ODE integrators
- third order conditions 17
- variable step 105
- RKF45; *see* Fehlberg RK method

## S

- Sensitivity analysis 449
- SI units 400
- Simultaneous ODEs 3, 84; *see also* ODE linearity 3
  - solution vector 4
- Singular matrix 474–475
- Spatial grid 343
  - index 343
  - discretization error 345, 352–353
  - estimation 355, 358
  - effect on temporal eigenvalues 358
- sseuler; *see* Integration routines
- ssrk4; *see* Integration routines
- ssrkf45; *see* Integration routines
- Stability
  - accuracy constraints 95
  - condition 96
  - function 96–97
  - of numerical integration 95
  - of physical systems 104
  - region 96–97
  - stability analysis 95–105, 350, 353; *see also* RK method stability
  - step size limitation 95–105
  - unconditional 101
- Stagewise differentiation 495
- Steel-insulation composite system 397–402
  - application to WTC 446–450
- Stefan-Boltzmann law 400–402
  - constant 400
- Stiff ODE integrators 465–488
  - MATLAB 72
- Stiffness 72, 95

- from separation of eigenvalues 95, 358, 465
- from ratio of eigenvalues 99, 465
- general definition 487
- increased with spatial grid resolution 358, 501

Subscript notation; *see* PDE, subscript notation

**T**

Taylor series 7–13, 30

- application to ODEs 30–31
- two dimensional 14
- used in RK analysis 14

Taylor series method for ODEs 10

Temperature continuity 407

Templates 142, 451

Testing ODE/PDE codes 503–510

Time scale 87, 94, 345–346, 403, 447, 465, 487–488, 509

Total error 50

- estimation 50

Truncation error 8, 30

Tumor growth 18–19

- growth mechanisms 19
- blood supply 19

**U**

Unit roundoff 99, 153

- Java 99
- MATLAB 99

Unstable solution 350, 353; *see also* Stability, stability analysis

**V**

Variable coefficient 2

Variable step integration 122–128

**W**

World Trade Center; *see* WTC

WTC 446–450; *see also* Applications, nonlinear PDE; PDE, nonlinear

- approximate model for collapse 394–402, 446–450
- cause of collapse 447
- time of collapse 447

**Z**

Zero vector 4