


Instructions for your

***WINCHESTER***<sup>®</sup>

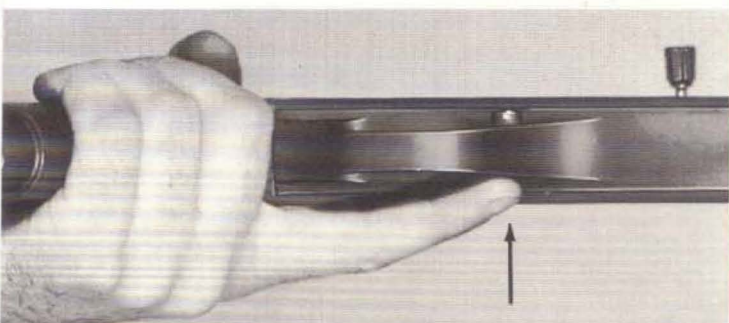
model 290 & 290 deluxe  
automatic rifle



# How to operate

For best results when shooting 22 Shorts use either Super-X or Super-Speed.

1. Open action to insure that rifle is unloaded, then close action.
2. Put safety "on" by pushing button from left to right until red band disappears.



3. Twist magazine tube plug to unlock and pull tube out until colored follower clears loading port. Load magazine, then push tube in. Twist magazine tube plug to lock. Care should be taken while pushing tube in as it is under spring tension.



4. To load chamber, pull cocking handle fully to the rear and release smartly.
5. Take safety "off" by pushing button from right to left so that red band appears. Rifle is ready to fire.
6. Action can be held open by pushing cocking handle in with bolt approximately fully open as illustrated.

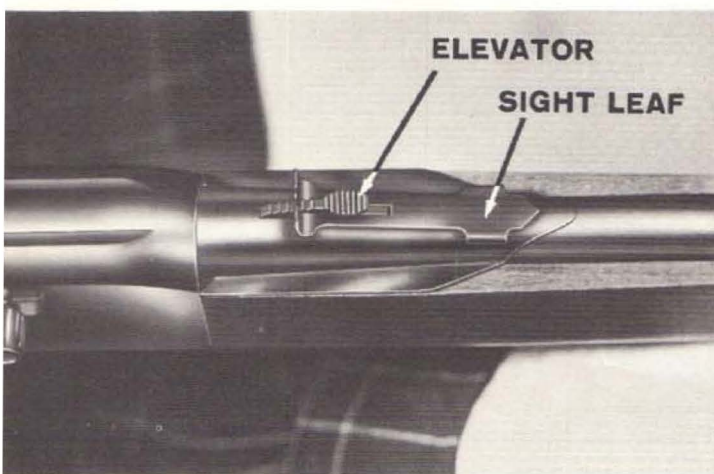




# How to adjust sights

---

1. If gun is shooting low, move rear sight elevator to the rear one or more notches. Fire again and adjust as above until bullet strikes at sighted elevation. If gun is shooting high, elevator should be moved forward.




2. If gun is shooting to the left, gently tap rear sight leaf (where fastened to the barrel) to the right being careful not to mar the finish. Fire again and adjust as above until bullet strikes at aiming point. If gun is shooting to the right, the leaf should be tapped to the left.

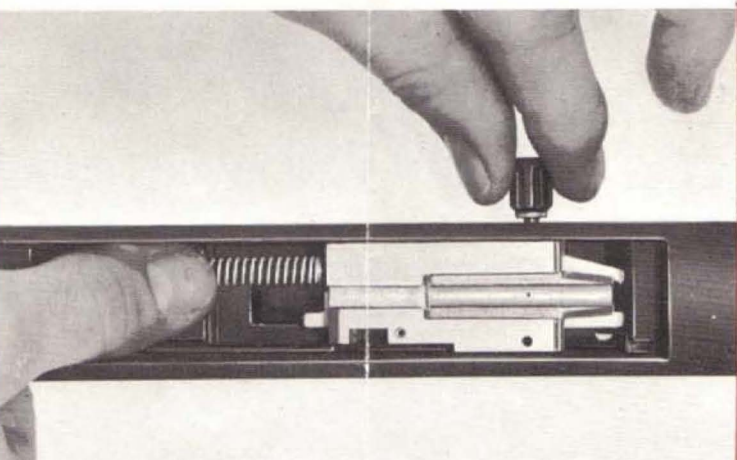
**IMPORTANT** — Clean the inside of the barrel and chamber to remove all grease, oil, and other possible obstructions **before firing your Model 290.**

# How to take down

1. Open action to insure that rifle is unloaded, then close action.
2. Put safety on.
3. Twist magazine tube plug to unlock and pull out inside tube.
4. Remove rear mounting pin by pushing out from either side. To remove trigger guard assembly, pivot back end down then pull back.




5. Pull bolt back with cocking handle. Retain spring with thumb as illustrated. Pivot bolt toward you until cocking handle clears edge of port opening, and pull out cocking handle. Bolt can now be removed, taking care to slowly release spring. Remove spring and plunger.




# How to assemble

---

1. Place spring and plunger into receiver hole. Compress and retain with thumb.




2. Place bolt in receiver and insert cocking handle. Slide bolt back to thumb retaining the spring, and hold down firmly with other thumb. Release spring and slowly close bolt.
3. Locate trigger guard front mounting pin into receiver hole and pivot into position. Insert rear mounting pin flush with receiver.



4. Insert magazine inside tube and lock.

**Care of  
your new  
*WINCHESTER***

Protect your new rifle with good gun care products, give it regular attention, and it will give you year-after-year of shooting fun. Avoid excessive use of cleaning solvents on the tough composition magazine tube spacer and pistol grip cap.





# Specifications

**Magazine Capacity** — 21 Short or 17 long or 15 Long Rifle cartridges interchangeably. For best results use Super-X and Super-Speed.

**Sights** — Rear: Open, adjustable for elevation and windage.  
Front: Bead post on streamline ramp.

**Receiver** — Grooved for tip-off scope mounts.

**Bolt** — Engine turned.

**Barrel** — 20 $\frac{1}{2}$ " ; 1 turn in 16" — right hand twist.

**Overall Length** — 39"

**Stock Dimensions** — Pull — 13 $\frac{5}{8}$ " , drop at comb 1 $\frac{3}{4}$ " , drop at heel 2 $\frac{3}{4}$ " .  
(Deluxe Model — drop at Monte Carlo 2 $\frac{1}{4}$ " .)

**Weight** — 5 lbs., approximate.

## additional features on model 290 deluxe:

High-gloss Monte Carlo select walnut stock.

Fluted with cheek piece.

Basket-weave checkering.

Sling swivels.

Specially finished receiver.

## completely modern !

**MODERN DESIGN.** Perfectly balanced, graceful contours make the Model 290 extremely fast handling and a natural pointer.

**MODERN METHODS.** The latest in manufacturing skills assure accuracy, reliability and sure-fire functioning.

**MODERN EQUIPMENT.** The newest types of production machinery make it possible for you to get hand-crafted standards of quality at a popular price.

**MODERN MATERIALS.** Space age materials guarantee strength and durability.



**WINCHESTER AND WESTERN RIM FIRE CARTRIDGES**  
THE BIGGEST BUY IN SMALL BORE SHOOTING



WINCHESTER-WESTERN DIVISION  
NEW HAVEN, CONNECTICUT