

Remington



HIGH POWER CARBINE

FIXED BOX MAGAZINE


BOLT ACTION REPEATER

MODEL

600

INSTRUCTION FOLDER and PARTS PRICE LIST

Fig. 1



The Remington Model 600 is a light weight, compact length carbine with a ventilated rib barrel. The Monte Carlo stock is full length and has a pistol grip. The receiver is fitted with removable plug screws for receiver sights or telescope mounts. A solid piece bolt with close fitting handle can be easily removed from gun for takedown purposes.

TO PUT BOLT IN GUN — Simply align bolt lugs to enter receiver properly, then rotate safety forward. Push bolt forward and into gun. **Note:** Bolt must remain "cocked". See **To Cock Bolt**.

TO REMOVE BOLT — Push safety forward to unlock bolt and raise bolt handle. Pull bolt rearward. Press down on front of bolt stop. Bolt stop is located in left rear of bolt channel in receiver (Fig. 1). Use small flat key or screw driver. Allow bolt to slide back and disassemble as bolt stop is passed; lift bolt from gun.

SAFETY — (Fig. 2) Close bolt and rotate safety rearward to ON SAFE position. Slide lever type safety is located at right rear of receiver. With safety in rear stop position, trigger cannot be pulled to "fire" gun. When safety is ON SAFE bolt handle cannot be raised to unlock and open action.

FIRE — Rotate safety with thumb to front stop position. Trigger can be pulled to fire gun. Bolt handle can be raised to open action.

Caution: Before firing make sure barrel is clear — free of heavy oil, grease, or any obstruction.

TO SINGLE LOAD — Raise bolt handle to unlock bolt. Pull bolt handle back to open action. Load cartridge into breech. Close bolt to chamber cartridge and lower bolt handle to lock action closed. Rotate safety to rear stop, ON SAFE position.

TO UNLOAD BARREL — Raise bolt handle to unlock action. Pull bolt handle back carefully until bullet tip clears receiver. Lift cartridge carefully from gun.

TO LOAD MAGAZINE — Open bolt and load cartridges directly into magazine.

TO UNLOAD MAGAZINE — **Caution:** Make certain barrel is empty when unloading magazine. Pull bolt to rear carefully. Then push bolt forward until cartridge is released from magazine. Lift free cartridge from gun. Repeat until magazine is empty.

SIGHTS — The Remington Model 600 is factory equipped with open sights (Fig. 3). Windage or elevation adjustment may be made with rear sight. A small sight wrench is supplied. The front sight is "fixed" type, not adjustable for windage or elevation.

ELEVATION — Turn elevation screw to loosen rear sight eyepiece on sight leaf. Raise or lower eyepiece and tighten in desired position with elevation screw. Raise eyepiece for longer range or to raise bullet impact at target. With eyepiece lowered, range will shorten or bullet impact drop on target.

WINDAGE — Turn windage screw to loosen sight leaf. Move sight leaf to right or left, tighten in desired position with windage screw. Moving sight leaf to right will move bullet impact on target to right. Moving to left will move bullet impact to left.

CLEANING AND CARE — **Caution:** Make sure gun is empty of live ammunition (before cleaning). To make cleaning of barrel or bolt easier remove bolt from gun. (See Fig. 1). Use a good petroleum solvent for cleaning of parts.

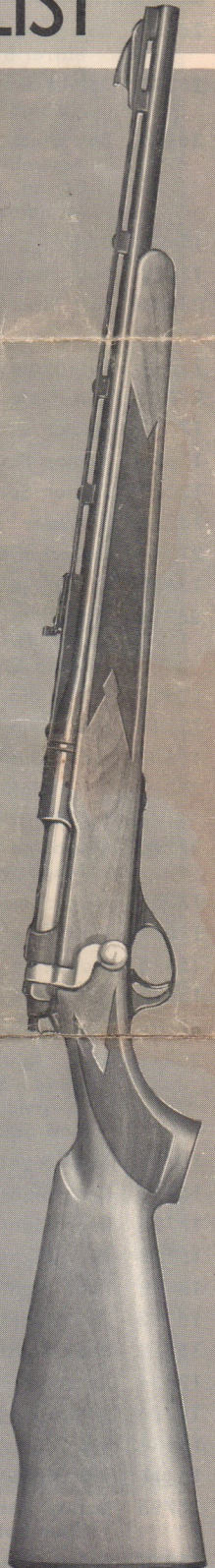
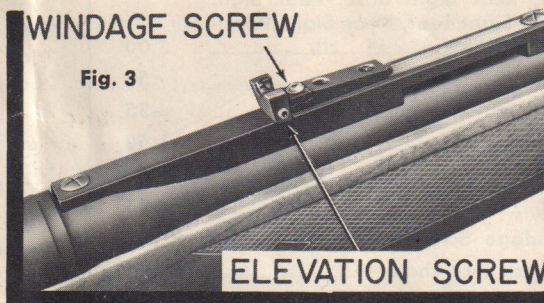
CLEANING OF BARREL — Use lightly oiled, soft cloth and clean from breech to muzzle. Scrub barrel bore and cartridge chamber in barrel with a good bore solvent, if necessary. Wipe dry and re-oil bore and chamber very lightly.

CLEANING OF BOLT — Brush face of bolt to remove shooting residue. Wipe dry and re-oil very lightly. To prevent undue wear, lubricate cam surfaces at rear of bolt — top and bottom. Additional care and cleaning of bolt parts can be done, if necessary.

TO DISASSEMBLE BOLT PARTS — Remove bolt from gun. Pull firing pin head back until coin or similar piece can be inserted (Fig. 4). Then hold bolt handle and turn bolt plug at rear until entire firing pin assembly can be unscrewed and removed from bolt assembly. Reassemble in reverse order.

WINDAGE SCREW

Fig. 3



REMINGTON ARMS COMPANY, INC.

Ilion, New York, U.S.A.

COMPONENT PARTS

Remington

MODEL

BOLT ACTION — HIGH POWER CARBINE

600

308 Win., 35 Rem., 222 Rem., 6MM Rem., 243 Win.

ALWAYS ORDER COMPONENTS BY PART NUMBER AND PART NAME

Part No.	NAME OF PART	List Price	Part No.	NAME OF PART	List Price	
26680	Barrel Assembly, 308 Win. (includes Barrel, Barrel Bracket, Barrel Stud (6), Receiver) -----	} Price on Application	15432	Safety Detent Spring -----	\$.35	
26705	Bolt Assembly, 308 Win. (includes Bolt Body Assembly and Bolt Handle) -----		17043	Safety Pivot Pin -----	.25	
26700	Bolt Final Assembly, 308 Win. (includes Bolt Assembly, Ejector, Ejector Pin, Ejector Spring, Extractor, Extractor Rivet, Firing Pin Assembly) (not shown) -----		17044	Safety Snap Washer -----	.25	
15409	Bolt Plug -----	\$ 2.40	26590	Sear and Safety Cam Assembly (includes Sear Safety Cam) -----	1.65	
15412	Bolt Stop -----	.35	24476	Sear Pin -----	.25	
24484	Bolt Stop Pin -----	.25	17047	Sear Spring -----	.25	
15413	Bolt Stop Spring -----	.25	15416	Sight Screw -----	.25	
15741	Butt Plate -----	.60	16968	Sight Washer -----	.25	
25410	Butt Plate Screw -----	.25	27650	Stock Assembly (includes Butt Plate, Butt Plate Screw (2), and Stock) -----	26.95	
17017	Ejector -----	.55	15435	Trigger -----	.90	
17676	Ejector Pin -----	.25	17049	Trigger Adjusting Screw -----	.25	
17019	Ejector Spring -----	.25	26730	Trigger Assembly (includes Trigger Housing, Sear and Safety Cam Assembly, Sear Spring, Trigger, Trigger Adjusting Screw (2), Trigger Connector, Trigger Pin, Trigger Spring, Trigger Stop Screw) (not shown) -----	9.00	
16254	Extractor -----	1.35	15436	Trigger Connector -----	.35	
27340	Extractor Rivet -----	.25	15437	Trigger Guard -----	.90	
15410	Firing Pin -----	2.70	15429	Trigger Housing -----	2.40	
26715	Firing Pin Assembly (includes Bolt Plug, Firing Pin, Firing Pin Cross Pin, Firing Pin Head, Main Spring) -----	7.50	24477	Trigger Pin -----	.25	
17022	Firing Pin Cross Pin -----	.25	17978	Trigger Spring -----	.25	
23321	Firing Pin Head -----	1.00	17053	Trigger Stop Screw -----	.25	
15653	Front Guard Screw -----	.25	ACCESSORIES			
27365	Front Sight Assembly (includes Front Sight and Front Sight Bead) -----	1.20	26990	Sling Strap Assembly and Mountings complete	\$ 9.10	
27260	Magazine Assembly (includes Magazine and Magazine Support) -----	.90	Includes:			
17056	Magazine Follower -----	.60	15357	Front Swivel Nut -----	.25	
17891	Magazine Spring -----	.80	15356	Front Swivel Screw -----	.60	
15416	Magazine Support Screw -----	.25	15358	Rear Swivel Screw -----	.60	
15411	Main Spring -----	.35	26625	Sling Strap Assembly -----	3.45	
17580	Rear Guard Screw -----	.25	26555	Swivel Assembly, Q.D. ----- (each)	2.10	
26841	Rear Sight Assembly (includes Rear Sight Elevation Screw, Rear Sight Base, Rear Sight Eyepiece, Rear Sight Leaf, Rear Sight Windage Screw) (not shown) -----	3.00	ADDITIONAL CALIBERS			
15727	Rear Sight Base -----	.50	(Not Shown in Sectional View)			
15733	Rear Sight Elevation Screw -----	.35	26682	Barrel Assembly, 35 Rem. -----	} Price on Application	
15726	Rear Sight Eyepiece -----	1.50	26681	Barrel Assembly, 222 Rem. -----		
15728	Rear Sight Leaf -----	.60	26683	Barrel Assembly, 6MM Rem. -----		
15418	Rear Sight Nut -----	.25	26685	Barrel Assembly, 243 Win. -----		
15732	Rear Sight Windage Screw -----	.35	26706	Bolt Assembly, 35 Rem. -----		
15778	Rear Sight Wrench (not shown) -----	.25	26775	Bolt Assembly, 222 Rem. -----		
17034	Receiver Plug Screw -----	.25	26701	Bolt Final Assembly, 35 Rem. -----		
18186	Reinforcing Screw (not shown) -----	.25	26770	Bolt Final Assembly, 222 Rem. -----		
15488	Rib -----	1.20	15852	Ejector, 222 Rem. -----		.90
15417	Rib Screw -----	.25	15850	Extractor, 222 Rem. -----		1.35
26795	Safety Assembly (includes Safety and Safety Thumbpiece) -----	1.20	27342	Extractor Rivet, 222 Rem. -----	.35	
26850	Safety Detent Ball -----	.25	27366	Front Sight Assembly, 6MM Rem., 243 Win. -----	1.20	
			27261	Magazine Assembly, 222 Rem. -----	.90	
			27262	Magazine Assembly, 35 Rem. -----	.90	
			16793	Magazine Follower, 222 Rem. -----	.60	
			15742	Magazine Spacer, 222 Rem. -----	.35	
			17983	Magazine Spring, 222 Rem. -----	.90	
			15600	Rear Sight Base, 35 Rem. -----	.50	

See Sectional View for proper identity of parts.

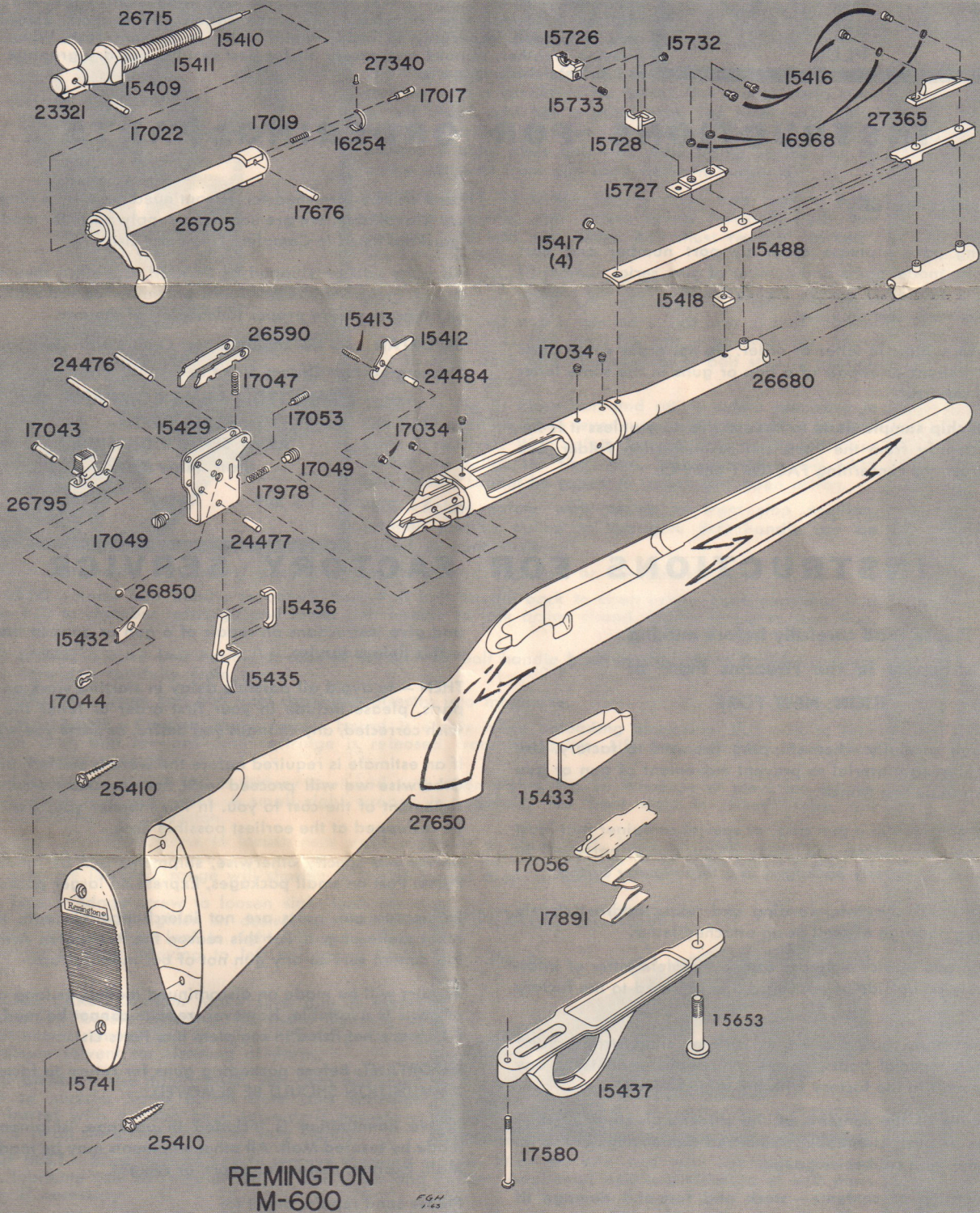
NOTE: See basic 308 Win. Parts List for parts not listed above.

Send all guns for factory service and inquiries on service and parts to
REMINGTON ARMS COMPANY, INC.
 Arms Service Division
 Ilion, New York

All other inquiries are to be addressed to
REMINGTON ARMS COMPANY, INC.
 Bridgeport, Connecticut

**MODEL
 600**

SECTIONAL VIEW



**REMINGTON
 M-600**

FGH
 1-65

REPLACEMENT PARTS

When ordering parts specify model, caliber, part name and serial number of the gun.

NOTE: The sale of barrel assemblies and breech bolts is restricted. When these parts are needed for replacement, the arm must be returned to the

factory as the use of special tools and gauges is required to assure proper operation. All other parts will be shipped as ordered but, since they are made to close dimensions, the particular part may require slight adjustment or fitting to assure proper functioning of the arm.

COMPONENT PARTS

Remington

MODEL

BOLT ACTION — HIGH POWER CARBINE

600

308 Win., 35 Rem., 222 Rem., 6MM Rem., 243 Win.

ALWAYS ORDER COMPONENTS BY PART NUMBER AND PART NAME

Part No.	NAME OF PART	List Price	Part No.	NAME OF PART	List Price	
26680	Barrel Assembly, 308 Win. (includes Barrel, Barrel Bracket, Barrel Stud (6), Receiver) ----	} Price on Application	15432	Safety Detent Spring	\$.35	
26705	Bolt Assembly, 308 Win. (includes Bolt Body Assembly and Bolt Handle)		17043	Safety Pivot Pin25	
26700	Bolt Final Assembly, 308 Win. (includes Bolt Assembly, Ejector, Ejector Pin, Ejector Spring, Extractor, Extractor Rivet, Firing Pin Assembly) (not shown)		17044	Safety Snap Washer25	
15409	Bolt Plug	\$ 2.40	26590	Sear and Safety Cam Assembly (includes Sear Safety Cam)	1.65	
15412	Bolt Stop35	24476	Sear Pin25	
24484	Bolt Stop Pin25	17047	Sear Spring25	
15413	Bolt Stop Spring25	15416	Sight Screw25	
15741	Butt Plate60	16968	Sight Washer25	
25410	Butt Plate Screw25	27650	Stock Assembly (includes Butt Plate, Butt Plate Screw (2), and Stock)	26.95	
17017	Ejector55	15435	Trigger90	
17676	Ejector Pin25	17049	Trigger Adjusting Screw25	
17019	Ejector Spring25	26730	Trigger Assembly (includes Trigger Housing, Sear and Safety Cam Assembly, Sear Spring, Trigger, Trigger Adjusting Screw (2), Trigger Connector, Trigger Pin, Trigger Spring, Trigger Stop Screw) (not shown)	9.00	
16254	Extractor	1.35	15436	Trigger Connector35	
27340	Extractor Rivet25	15437	Trigger Guard90	
15410	Firing Pin	2.70	15429	Trigger Housing	2.40	
26715	Firing Pin Assembly (includes Bolt Plug, Firing Pin, Firing Pin Cross Pin, Firing Pin Head, Main Spring)	7.50	24477	Trigger Pin25	
17022	Firing Pin Cross Pin25	17978	Trigger Spring25	
23321	Firing Pin Head	1.00	17053	Trigger Stop Screw25	
15653	Front Guard Screw25	ACCESSORIES			
27365	Front Sight Assembly (includes Front Sight and Front Sight Bead)	1.20	26990	Sling Strap Assembly and Mountings complete	\$ 9.10	
27260	Magazine Assembly (includes Magazine and Magazine Support)90	Includes:			
17056	Magazine Follower60	15357	Front Swivel Nut25	
17891	Magazine Spring80	15356	Front Swivel Screw60	
15416	Magazine Support Screw25	15358	Rear Swivel Screw60	
15411	Main Spring35	26625	Sling Strap Assembly	3.45	
17580	Rear Guard Screw25	26555	Swivel Assembly, Q.D. (each)	2.10	
26841	Rear Sight Assembly (includes Rear Sight Elevation Screw, Rear Sight Base, Rear Sight Eyepiece, Rear Sight Leaf, Rear Sight Windage Screw) (not shown)	3.00	ADDITIONAL CALIBERS			
15727	Rear Sight Base50	(Not Shown in Sectional View)			
15733	Rear Sight Elevation Screw35	26682	Barrel Assembly, 35 Rem.	} Price on Application	
15726	Rear Sight Eyepiece	1.50	26681	Barrel Assembly, 222 Rem.		
15728	Rear Sight Leaf60	26683	Barrel Assembly, 6MM Rem.		
15418	Rear Sight Nut25	26685	Barrel Assembly, 243 Win.		
15732	Rear Sight Windage Screw35	26706	Bolt Assembly, 35 Rem.		
15778	Rear Sight Wrench (not shown)25	26775	Bolt Assembly, 222 Rem.		
17034	Receiver Plug Screw25	26701	Bolt Final Assembly, 35 Rem.		
18186	Reinforcing Screw (not shown)25	26770	Bolt Final Assembly, 222 Rem.		
15488	Rib	1.20	15852	Ejector, 222 Rem.90
15417	Rib Screw25	15850	Extractor, 222 Rem.		1.35
26795	Safety Assembly (includes Safety and Safety Thumbpiece)	1.20	27342	Extractor Rivet, 222 Rem.35	
26850	Safety Detent Ball25	27366	Front Sight Assembly, 6MM Rem., 243 Win.	1.20	
			27261	Magazine Assembly, 222 Rem.90	
			27262	Magazine Assembly, 35 Rem.90	
			16793	Magazine Follower, 222 Rem.60	
			15742	Magazine Spacer, 222 Rem.35	
			17983	Magazine Spring, 222 Rem.90	
			15600	Rear Sight Base, 35 Rem.50	

See Sectional View for proper identity of parts.

NOTE: See basic 308 Win. Parts List for parts not listed above.