

*J. Higgins*


**Bolt Action  
Magazine Repeater  
.22 Rifle  
MODEL 229**

103.229  
5 L L R



Robins

## MODEL 229 TUBULAR



You get off quick shots at moving targets with this .22 repeater. The fast action bolt and twin extractors are made for top speed shooting... *to help you get more game!*

The large capacity tubular magazine holds 25 short, 20 long, or 18 long rifle cartridges, regular or high speed. Wood stock has an attractive walnut finish and pistol grip. A durable hard rubber butt plate protects the stock. A bead front sight and Rocky Mountain rear sight offers reliable accuracy.

The new model 229 has Dove Tail grooves on the receiver for instant mounting of the new Weaver Tip-Off mount and J. C. Higgins 4 and 6 power scopes. These scopes have acromatic lenses and weather proof internal windage and elevation adjustments. The 30 foot field of view on the 4-power and 20 foot field of view on the 6-power both offer a wide field for accurate aim at running game. These scopes and mounts are available at any Sears retail store or from Sears catalogs. They mount on your new rifle instantly — no drilling — no tapping — no installation charge — clamps on your rifle or removes in a jiffy — without tools.

### CLEANING & LUBRICATING


Your Model 229 is treated with new siliconized and polarized oil. This exclusive, patented process gets down into the pores of the steel and protects against perspiration and other corrosive elements which cause rust. This oil makes J. C. Higgins guns the most rust resistant of any guns you can buy. It gives the best lubrication of any oil tested. And it protects and beautifies stock and forearm.

Keeping your rifle clean and well lubricated will help its performance. Exclusive use of J. C. Higgins ammunition will keep fouling to a minimum, but, occasionally the barrel as well as the entire operating portion of the rifle should be thoroughly cleaned.

Disassemble the rifle following complete instructions under "DISASSEMBLY" described at the right. This allows access to all operating parts for cleaning and lubricating.

Using a tooth brush soaked in nitro solvent, remove dirt and fouling from the bolt, trigger assembly and chamber. Then push a patch moistened with this solvent through the barrel from the rear end of the rifle. Push a brass brush soaked in solvent through the entire length of the bore several times, using long even strokes. Follow this with clean patches until the last patch comes out unsoiled. Push a lightly oiled patch through the entire length of the bore. Wipe the bolt trigger assembly and chamber dry, oil lightly, and replace the entire assembly into the stock following instructions for assembling which follow.

# R MAGAZINE .22 REPEATER



A J. C. Higgins Rifle Cleaning Kit is available especially for .22 caliber rifles (at any Sears' Store or from the catalogue), which includes all the necessary materials to carry out the above operations. Another valuable piece of equipment is a J. C. Higgins Silicone Cloth which will help in protecting the outside surfaces of the rifle from rust and moisture.

## **IMPORTANT:**

Before firing this rifle be sure to clean barrel thoroughly of grease or any obstruction.

## **OPERATING INSTRUCTIONS**

**TO MAKE GUN SAFE:** Safety is located at the right rear portion of the receiver. With hammer cocked, push safety forward to "OFF". This movement locks the trigger and the gun cannot be fired. Always lock the trigger when carrying a loaded gun.

**TO RELEASE SAFETY:** Push safety to the rear "ON" position. Rifle is ready to fire.

**TO LOAD MAGAZINE:** With safety on, turn knurled knob at the end of the inner magazine tube, pull tube out and insert cartridges into cartridge opening. Continue until last cartridge is visible. Grasping knurled portion of inside magazine tube, push down with rotating action until tube is fully down and located in supporting notch.

**TO LOAD CHAMBER:** By opening and closing the action and bringing the bolt handle down to its locked position, a loaded cartridge is fed into the chamber and the hammer is automatically cocked for firing.

**TO REMOVE CARTRIDGES; WITHOUT FIRING:** Remove inside magazine tube, and by pointing gun muzzle downward, all cartridges in the magazine will drop into the hand. With safety on, work action to remove cartridges from barrel chamber.

## **DISASSEMBLY & ASSEMBLING**

**TO ASSEMBLE J. C. HIGGINS 4-X or 6-X TELESCOPE SIGHT TO RIFLE:** Scope is aligned into the mount for immediate use. Just tip the mount into the Dove Tail receiver grooves, tighten the clamping screws and you are ready to zero-in.

**TO REMOVE BOLT:** With action in open position, squeeze the trigger and remove the bolt by pulling back out of the receiver.

**TO REMOVE BARREL ASSEMBLY:** Loosen large headed take-down screw and separate barrel assembly from stock.

**TO REPLACE BOLT:** Turn front end of bolt as far to the right as it will go. Squeeze trigger and slide bolt into receiver.

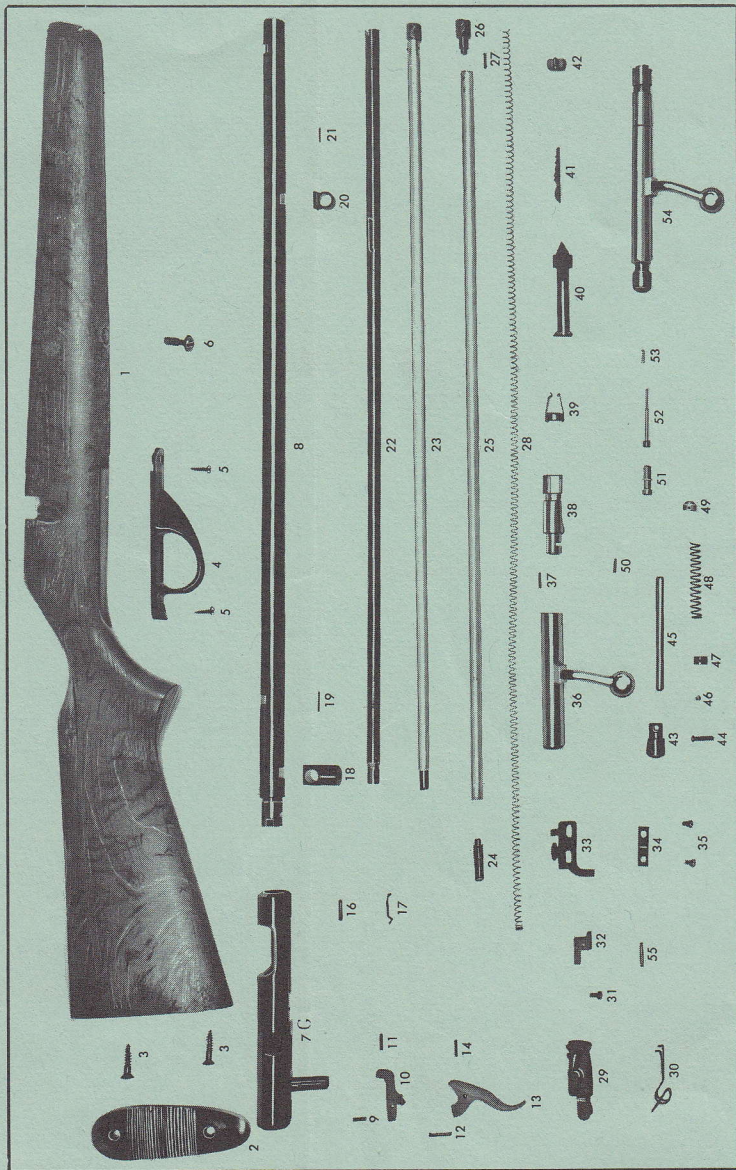
**TO REPLACE BARREL ASSEMBLY:** Place barrel assembly snugly in stock and tighten take-down screw securely.

# List of Parts and Assemblies

**HOW TO ORDER** — Specify Model No., Reference No., Part No. and Part Name.

**WHERE TO ORDER REPAIR PARTS** — Any Sears retail or mail order store

**J. C. HIGGINS MODEL 229, Model No. 103,229**  
This number is marked on the barrel. Be sure to mention it when ordering.



# MODEL 229

## SPECIFICATIONS

Barrel Length	22"
Over-All Length	40½"
Weight of Gun	6¼ lbs.
Magazine Capacity	18 L. R., 20 Long or 25 Short
Stock	Walnut finish
Front Sight	Bead type
Rear Sight	Rocky Mountain type with serrated blade for elevation changes.

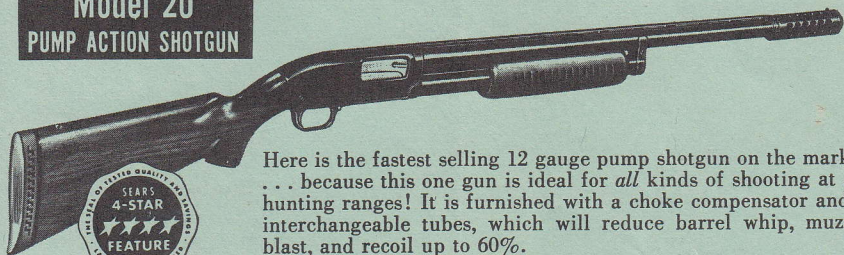
## MODEL NUMBER 103.229

REF. NO.	PART NO.	PART NAME	REF. NO.	PART NO.	PART NAME
1	81-11	Buttstock	30	81-16	Cartridge Carrier Spring
2	81-9	Buttplate	31	81-14	Cartridge Carrier Base Screw
3	81-10	Buttplate Screws (2 per gun)	32	81-13	Cartridge Carrier Base
4	81-82	Trigger Guard	33	81-57	Safety
5	81-83	Trigger Guard Screws (2 per gun)	34	81-58	Safety Spring
6	81-76	Takedown Screw	35	81-59	Safety Screws (2 per gun)
7 G	81-54 G	Receiver	36	81-7	Breech Bolt, Rear
8	81-1	Barrel	37	81-8	Breech Bolt Retaining Pin
9	81-62	Sear Spring	38	81-5	Breech Bolt, Front
10	81-60	Sear	39	81-22	Extractor.
11	81-61	Sear Pin	40	81-49	Rear Sight
12	81-81	Trigger Spring	41	81-50	Rear Sight Elevator
13	81-79	Trigger	42	81-28	Front Sight
14	81-80	Trigger Pin	43	81-70	Striker Knob
16	81-2	Barrel Retaining Pin	44	81-72	Striker Knob Pin
17	81-17	Cartridge Guide Spring	45	81-66	Striker
18	81-77	Takedown Screw Stud	46	81-75	Striker Sleeve Screw
19	81-43	Magazine Tube Retaining Pin	47	81-74	Striker Sleeve
20	81-38	Magazine Tube Band	48	81-46	Striker Spring
21	81-39	Magazine Tube Band Pin	49	81-x	Striker Collar
22	81-36	Magazine Tube, Outside	50	81-xx	Striker Collar Pin
23	81-34	Magazine Tube Inside Assembly	51	81-26	Firing Pin, Rear
24	81-40	Magazine Tube Follower	52	81-23	Firing Pin, Front
25	81-35	Magazine Tube Inside only	53	81-24	Firing Pin Spring
26	81-41	Magazine Tube Plug	54	81-3	Breech Bolt Assembly
27	81-42	Magazine Tube Plug Pin	55	81-15	Cartridge Carrier Swivel Pin
28	81-37	Magazine Tube Spring			
29	81-12	Cartridge Carrier			
				81-LG	Parts List

# OTHER FAMOUS J. C. Higgins GUNS

See these other J. C. Higgins models at your nearest Sears Store, or send a postcard for descriptive literature on all J. C. Higgins Guns to: Sears Roebuck and Company, Dept. 139, Chicago 7, Illinois. Ask for J. C. Higgins Circular No. 6495. Remember, these guns give you more quality and shooting pleasure for every dollar you invest!

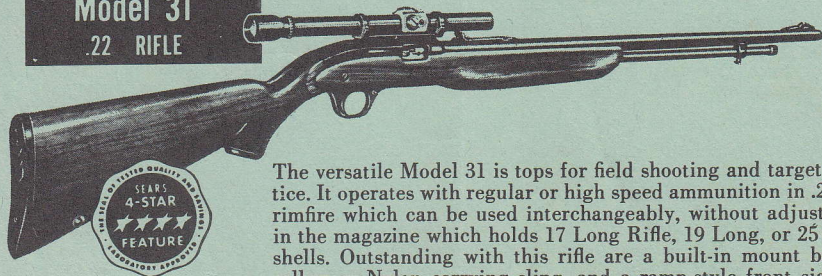
## Model 20 PUMP ACTION SHOTGUN



Here is the fastest selling 12 gauge pump shotgun on the market . . . because this one gun is ideal for *all* kinds of shooting at *all* hunting ranges! It is furnished with a choke compensator and 3 interchangeable tubes, which will reduce barrel whip, muzzle blast, and recoil up to 60%.

A sleek ventilated rib helps you to aim faster with the Model 20. It also features an exclusive free-falling action, sturdy recoil pad, choice-grained walnut stock, and a silver nameplate.

## Model 31 .22 RIFLE



The versatile Model 31 is tops for field shooting and target practice. It operates with regular or high speed ammunition in .22 cal. rimfire which can be used interchangeably, without adjustment, in the magazine which holds 17 Long Rifle, 19 Long, or 25 Short shells. Outstanding with this rifle are a built-in mount base, a roll-away Nylon carrying sling, and a ramp-style front sight. A 4 power telescopic sight is available which is specifically adaptable to Model 31.

## Model 10 BOLT-ACTION SHOTGUN



Printed in U.S.A.  
Parts list 81-LG  
Revised 3-55

The lowest priced 6-shot repeater available! Your choice of 12, 16 or 20 gauge, with full or modified choke. This is a safe and accurate gun with a fast action bolt. It loads from beneath into a smooth tubular magazine. There's *no* clip to lose with this gun! Genuine walnut stock, and rubber recoil pad are furnished as standard equipment.

**J. C. Higgins Guns are sold ONLY by Sears, Roebuck and Co.  
and Simpsons-Sears Limited**