

ARMY SERVICE FORCES CATALOG **ORD 9 SNL C-33**

Section 13
List of All Parts

RESTRICTED

ORDNANCE SUPPLY CATALOG

Group C

Subcaliber Equipment for Major Items of Group C

(Standard Nomenclature List No. C-33, Sec. 13)

List of All Parts

of

Gun, 37-mm, M1916

RESTRICTED—DISSEMINATION OF RESTRICTED MATTER—No person is entitled solely by virtue of his grade or position to knowledge or possession of classified matter. Such matter is entrusted only to those individuals whose official duties require such knowledge or possession. (See also paragraph 23b, AR 380-5, 15 March 1944.)

This is an alphabetical list of all parts required to make a complete *GUN*. **WARNING: THIS LIST SHOULD NOT BE USED IN REQUISITIONING.** Many of the parts listed herein are *NOT* available for issue. Only the **Organizational Spare Parts and Equipment** section and the **Higher Echelon Spare Parts and Equipment (Addendum)** section list the parts and equipment available for issue to using troops and Ordnance troops, respectively.

This list of all parts is to be used for identification and storage purposes. In this connection it should be realized that every individual part is not necessarily stored by itself; in fact, many parts are stored as authorized assemblies. Such assemblies are indicated herein. The components, however, of such assemblies are listed elsewhere alphabetically with the number of each particular part required in a complete Gun.

Standard Nomenclature Lists are published in three separate pamphlets—

- (1) ORD 9 the *LIST OF ALL PARTS* section—This list will be used for **identification and storage purposes only.**
- (2) ORD 7 the *ORGANIZATIONAL SPARE PARTS AND EQUIPMENT* section—which lists items issued to organizations equipped with this materiel.
- (3) ORD 8 the *HIGHER ECHELON SPARE PARTS AND EQUIPMENT (ADDENDUM)* section—which lists major items, maintenance parts and equipment available for maintenance of this materiel. (This section is for use of Ordnance personnel only.)

Headquarters, Army Service Forces, 23 January 1945

ORD 9 SNL C-33

Section 13

List of All Parts

For full information relative to Standard Nomenclature Lists, the procedure followed and the principles employed in their compilation, together with the purposes and uses thereof, see the Introduction (ORD 1 IOC), the Index (ORD 2 OPSI), and the Ordnance Provision System Regulations (OPSR).

To facilitate preparation and distribution, SNL C-33 is being published in section form. Each section as published and distributed is a complete standard nomenclature list in itself, covering the item or items, including figures, symbols, notes, prices and all other available information.

Headquarters, Army Service Forces,
Washington 25, D. C., 23 January 1945.

Army Service Forces Ordnance Supply Catalog, ORD 9 SNL C-33, Section 13, List of All Parts of Gun, 37-mm, M1916 has been prepared under the supervision of the Chief of Ordnance, and is published for the information and guidance of all concerned.

[SPX 461 (23 Jan 45)]

By command of Lieutenant General SOMERVELL:

W. D. STYER,
Major General, General Staff Corps,
Chief of Staff.

OFFICIAL:

J. A. ULIO,
Major General,
The Adjutant General.

CONTENTS

	Drawings	Page
MAJOR ITEMS.....		2
GENERAL INFORMATION.....		2
PARTS OF GUN, 37-MM, M1916.....	51-23	3
PARTS OF MECHANISM, RECOIL, 37-MM GUN, M1916.....	1-107-1	7
NOTES.....		13
USE OF PRICES.....		13
ILLUSTRATIONS.....		14

MAJOR ITEMS

Note Symbol	Unit Price
φ W GUN, 37-mm, M1916.....	See SNL C-1
W MECHANISM, Recoil, 37-mm, M1916.....	

GENERAL INFORMATION

The 37-mm Gun, M1916 is used for subcaliber purposes only. It is mounted in all exterior type 37-mm subcaliber mounts which are issued for instructional purposes.

Notice of discrepancies or suggested changes should be directed to Office, Chief of Ordnance, Field Service, Maintenance Division, Military Publications Branch, SPOFM-Pub., Washington 25, D. C.

ORD 9 SNL C-33

Section 13

List of All Parts

NOTE SYMBOL	STOCK NO.	FIGURE NO.	PIECE MARK OR PART NO.	DRAWING NO.	NOMENCLATURE	QUAN. PER GUN	UNIT PRICE
Col. 1	Col. 2	Col. 3	Col. 4	Col. 5	Col. 6	Col. 7	Col. 8
(*)	A007-01-00010	6E 5, 6	51-23-25A	51-23-25	BARREL, gun..... BARREL, gun, assembly (Composed of: one 51-23-25A BARREL one 51-23-32F CLIP one 51-23-29A JACKET one 51-23-32A NUT one 51-23-32B NUT one 51-23-29D PLATE one RING, breech, assembly two 51-23-29E RING one 51-23-29F RING one 51-23-32L SCREW one 51-23-32K SCREW two 51-23-26B SCREW one 51-23-32M SCREW one 51-23-32G SCREW two 51-23-32H SCREW four 51-23-32N SCREW four 51-23-32C SCREW six 51-23-32E SCREW two 51-23-32D SCREW one 51-23-29C SHOE)	1	
	A007-01-00030	5	51-23-31F	51-23-31	BOLT, safety.....	1	
	A007-01-00040	6U	51-23-31C	51-23-31	BRACKET, safety bolt.....	1	
	A007-01-00050	7P	51-23-27A	51-23-27	BREECHBLOCK..... (Composed of: BREECHBLOCK, assembly one 51-23-27A BREECHBLOCK one 51-23-28R CAM one 51-23-28A CAP	1	

PARTS OF GUN, 37-MM, M1916 (Contd.)

ORD 9 SNL C-33
Section 13
List of All Parts

NOTE SYMBOL	STOCK NO.	FIGURE NO.	PIECE MARK OR PART NO.	DRAWING NO.	NOMENCLATURE	QUAN. PER GUN	UNIT PRICE
Col. 1	Col. 2	Col. 3	Col. 4	Col. 5	Col. 6	Col. 7	Col. 8
(♦)					BREECHBLOCK, assembly (Contd.)		
					one 51-23-28F LATCH		
					one 51-23-27L LATCH		
					one 51-23-28G NUT		
					one 51-23-27F PIN		
					one 51-23-27C PIN		
					one 51-23-27E PLUNGER		
					one 51-23-27B ROCKER		
					two 51-23-28U SCREW		
					five 51-23-27D SCREW		
					one 51-23-27K SCREW		
					one 51-23-28T SPRING		
					one 51-23-27G SPRING		
					five 51-23-27H WASHER)		
A007-01-00070	7Q		51-23-28R	51-23-28	CAM, extractor	1	
A007-01-00080	7K		51-23-28A	51-23-28	CAP, breechblock	1	
A007-01-00090	9		51-23-28D	51-23-28	CAP, breechblock lever	1	
A007-01-00100	9		51-23-28H	51-23-28	CAP, lever release pin (riveted to PIN 51-23-28E)	1	
A007-01-00110	6D		51-23-32F	51-23-32	CLIP, supporting, barrel	1	
A007-01-00120	5		51-23-28L	51-23-28	EXTRACTOR	1	
A007-01-00130	6G		51-23-29A	51-23-29	JACKET, barrel	1	
A007-01-00140	8		51-23-33A	51-23-33	KEY, piston crosshead	1	
	5, 8		—	—	KEY, piston crosshead, assembly		
					(Composed of:		
					one 51-23-33A KEY		
					one 51-23-33B LATCH		
					one 51-23-31D PIN		
					one 51-23-28B PIN		
					one 51-23-31E PLUNGER		
					one 51-23-31A SEAR		
					one 51-23-31B SPRING)		
A007-01-00160	7H		51-23-28F	51-23-28	LATCH, breechblock lever	1	
A007-01-00170	10		51-23-28M	51-23-28	LATCH, extractor pin	1	

A007-01-00180	8		51-23-33B	51-23-33	LATCH, piston crosshead key	1	
A007-01-00190	7F		51-23-27L	51-23-27	LATCH, rocker retaining pin	1	
A007-01-00200	9		51-23-28C	51-23-28	LEVER, breechblock	1	
	5, 9		—	—	LEVER, breechblock, assembly		
					(Composed of:		
					one 51-23-28D CAP		
					one 51-23-28H CAP		
					one 51-23-28C LEVER		
					one 51-23-28E PIN		
					one 51-23-28B PIN)		
A007-01-00230	6A		51-23-32A	51-23-32	NUT, clip locking	1	
A007-01-00240	6F		51-23-32B	51-23-32	NUT, jacket locking	1	
A007-01-00220	7G		51-23-28G	51-23-28	NUT, retaining, breechblock lever latch	1	
A007-01-00260	10		51-23-28K	51-23-28	PIN, extractor	1	
	5, 10		—	—	PIN, extractor, assembly		
					(Composed of:		
					one 51-23-28M LATCH		
					one 51-23-28K PIN		
					one 51-23-28W PIN)		
A007-01-00280	7C		51-23-27F	51-23-27	PIN, firing	1	
A007-01-00250	9		51-23-28E	51-23-28	PIN, lever release (riveted to CAP 51-23-28H)	1	
A007-01-00290	7L		51-23-27C	51-23-27	PIN, retaining, rocker	1	
A007-01-00320	8		51-23-31D	51-23-31	PIN, retaining, sear	1	
	10		51-23-28W	51-23-28	PIN, straight, S., 2 x 14 mm (riveted)	1	
	8, 9		51-23-28B	51-23-28	PIN, straight, S., 3 x 24 mm (riveted) (for KEY, piston crosshead, assembly) (1); (for LEVER, breechblock, assembly) (1)	2	
A007-01-00330	6Q		51-23-29D	51-23-29	PLATE, connecting, jacket and clip	1	
A007-01-00340	7B		51-23-27E	51-23-27	PLUNGER, rocker	1	
A007-01-00350	8		51-23-31E	51-23-31	PLUNGER, sear	1	
A007-01-00400	7A		51-23-27B	51-23-27	ROCKER, actuating, firing pin	1	
A007-01-00380	6K		51-23-26A	51-23-26	RING, breech	1	
			—	—	RING, breech, assembly		
					(Composed of:		
					one 51-23-31C BRACKET		
					one 51-23-26A RING		
					four 51-23-31G SCREW)		

ORD 9 SNL C-33
Section 13
List of All Parts

PARTS OF GUN, 37-MM, M1916 (Contd.)

ORD 9 SNL C-33
Section 13
List of All Parts

NOTE SYMBOL	STOCK NO.	FIGURE NO.	PIECE MARK OR PART NO.	DRAWING NO.	NOMENCLATURE	QUAN. PER GUN	UNIT PRICE
(♦)	A007-01-00360	6H	51-23-29E	51-23-29	RING, spacer, barrel, 80 mm I.D. x 89 mm O.D. x 2 mm thick.....(Note 1)	2	
	A007-01-00370	6H	51-23-29F	51-23-29	RING, spacer, barrel, 80 mm I.D. x 89 mm O.D. x 3 mm thick.....(Note 1)	1	
	A007-01-00440	6T	51-23-32L	51-23-32	SCREW, clip locking, bottom, 8 x 16.5 mm.....	1	
	A007-01-00430	6C	51-23-32K	51-23-32	SCREW, clip locking, top, 8 x 4.5 mm.....	1	
	A007-01-00460	7R	51-23-28U	51-23-28	SCREW, extractor cam, 0.90 mm pitch, or		
	A007-01-00450	7R	51-23-28X	51-23-28	SCREW, extractor cam, 0.75 mm pitch.....(Note 2)	2	
	A007-01-00410	6J	51-23-26B	51-23-26	SCREW, locking, breech ring, 8 x 18 mm.....	2	
	A007-01-00520	6L	51-23-32M	51-23-32	SCREW, locking, jacket, bottom, 8 x 8 mm.....	1	
	A007-01-00530	6N	51-23-32G	51-23-32	SCREW, locking, jacket, bottom, 8 x 13 mm.....	1	
	A007-01-00510	6W	51-23-32H	51-23-32	SCREW, locking, jacket, side, 8 x 7 mm.....	2	
	A007-01-00480	6B	51-23-32N	51-23-32	SCREW, locking, nut, 6 x 7 mm (for NUT 51-23-32A) (2); (for NUT 51-23-32B) (2).....	4	
	A007-01-00420	7M	51-23-27D	51-23-27	SCREW, retaining, breechblock cap, 8 x 33 mm.....	5	
	A007-01-00470	6P	51-23-32C	51-23-32	SCREW, retaining, connecting plate, 6 x 8 mm.....	4	
	A007-01-00490	6S	51-23-32E	51-23-32	SCREW, retaining, jacket shoe, 8 x 17 mm.....	6	
	A007-01-00500	6R	51-23-32D	51-23-32	SCREW, retaining, jacket shoe, 8 x 23 mm.....	2	
	A007-01-00570	6V	51-23-31G	51-23-31	SCREW, retaining, safety bolt bracket, 0.90 mm pitch, or		
	A007-01-00560	6V	51-23-31H	51-23-31	SCREW, retaining, safety bolt bracket, 0.75 mm pitch.....(Note 2)	4	
	A007-01-00550	7D	51-23-27K	51-23-27	SCREW, rocker retaining pin latch, 0.90 mm pitch or		
	A007-01-00540	7D	51-23-27M	51-23-27	SCREW, rocker retaining pin latch, 0.75 mm pitch.....(Note 2)	1	
	A007-01-00580	8	51-23-31A	51-23-31	SEAR.....	1	
	A007-01-00590	6M	51-23-29C	51-23-29	SHOE, jacket.....	1	
	A007-01-00600	7J	51-23-28T	51-23-28	SPRING, breechblock lever latch.....	1	
	A007-01-00610	7E	51-23-27G	51-23-27	SPRING, firing pin.....	1	
	A007-01-00620	8	51-23-31B	51-23-31	SPRING, sear plunger.....	1	

A007-01-00630	7N	51-23-27H	51-23-27	WASHER, breechblock cap retaining screw, 8 mm I.D. x 12 mm O.D. x 8 mm thick.....	5
---------------	----	-----------	----------	---	---

PARTS OF MECHANISM, RECOIL, 37-MM GUN, M1916

					QUAN. PER RECOIL MECH.
A007-88-00030	12Q	—	B105426	BAND, reinforcement, cradle (welded).....	1
A007-02-00220	14	—	C73869	BRACKET, trigger mechanism.....	1
A007-02-00270	12J	—	(1-19-16A) } B168262	BUFFER, counterrecoil.....	1
A007-02-00320	12T	—	(1-19-13C) } C73867	CAP, cradle, front.....	1
			(1-19-13D) }	CAP, cradle, front, assembly (Composed of: one B168262 BUFFER one C73867 CAP one A187022 WASHER)	1
A007-02-00340	13C	—	B168265	CAP, cradle, rear.....	1
A007-02-00400	14	—	(1-19-14X) } A187043	CATCH, retaining, recoil mechanism.....(Note 3)	1
A007-02-00480	14	—	(1-19-16P) } A187044	COLLAR, retaining catch pin.....(Note 3)	1
A007-02-00500	12R	—	(1-19-16Q) } A187019	COLLAR, piston valve (adjusted at assembly to give 0.042 to 0.043 in. valve rise).....	1
A007-02-00520	11	—	(1-19-13K) } A187047	COLLAR, striker rod (fiber).....	1
A007-02-00530	12N, 13B	—	(1-19-16U) } D37861	CRADLE, recoil mechanism.....	1
			(1-19-12A) }		

Note 1. Will be installed only as required when assembling gun.
 Note 2. Guns of early American manufacture contain screws having 0.75 mm pitch, while guns of French and later American manufacture contain screws having 0.90 mm pitch.
 Note 3. This part functions only when the recoil mechanism is issued for use with the 37-mm Subcaliber Mount M1.

ORD 9 SNL C-33
Section 13
List of All Parts

PARTS OF MECHANISM, RECOIL, 37-MM GUN, M1916 (Contd.)

ORD 9 SNL C-33
Section 13
List of All Parts

NOTE SYMBOL	STOCK NO.	FIGURE NO.	PIECE MARK OR PART NO.	DRAWING NO.	NOMENCLATURE	QUAN. PER RECOIL MECH.	UNIT PRICE
Col. 1	Col. 2	Col. 3	Col. 4	Col. 5	Col. 6	Col. 7	Col. 8
(♦)			—	—	CRADLE, recoil mechanism, assembly (Composed of: one B105426 BAND one D37861 CRADLE one — MECHANISM, trigger, assembly three BFDX4BM PIN)		
	A007-02-00550	14	—	B168266 } (1-19-16B)	CRANK, trigger.....	1	
	A007-02-00560	13J	—	B168263 } (1-19-14BB)	CROSSHEAD, piston.....	1	
			—	—	CROSSHEAD, piston, assembly (Composed of: one B168263 CROSSHEAD one A187031 SCREW)		
	A007-02-00660	4	—	A187014 } (1-19-13A)	EYEBOLT, retaining, drain plug thong.....	1	
	A007-02-00800		—	A187033 } (1-19-14F)	GASKET, drain plug.....	1	
	A007-02-00810	12D	—	A187021 } (1-19-13M)	GASKET, filling plug.....	1	
	A007-02-00820	12G	—	A187024 } (1-19-13Q)	GASKET, front cradle cap.....	1	
	A007-02-00830	13G	—	A187034 } (1-19-14G)	GASKET, rear cradle cap.....	1	
	H007-02-00840	13E	—	A187032 } (1-19-14D)	GLAND, piston rod packing.....	1	
H-2	H002-01-03730	12C	SCAX1G	SCAX1	HOOK, "S", steel, 0.080 x 27/32 reach (for PLUG A187015) (1); (for PLUG A187027) (1).....	2	
	A007-02-00930	11	—	C73870 } (1-19-17A)	HOUSING, striker mechanism.....	1	
	A007-02-01060	14	—	B168267 } (1-19-16C)	LEVER, actuating, trigger crank.....	1	

	A007-02-01080	12U, 11 11	—	A187028 } (1-19-13V)	LINK, retaining, filling plug thong.....	1	
			—	—	MECHANISM, striker, assembly (Composed of: one A187048 BOLT one A187051 COLLAR one A187047 COLLAR one C73870 HOUSING one — NUT, retaining, striker rod, assembly one A187050 NUT one — PIN, shoulder guard, assembly one 505276 PIN one A187041 SPRING one — STRIKER, assembly)		
		13N, 14	—	—	MECHANISM, trigger, assembly (Composed of: one C73869 BRACKET one A187043 CATCH one A187044 COLLAR one B168266 CRANK one B168267 LEVER one A187045 PIN one A187038 PIN one 505276 PIN two BFDX3T PIN one A187039 PLUNGER one A187037 SCREW one A187036 SPRING)		
	A007-02-01230	13F	—	A187025 } (1-19-13S)	NUT, retaining, piston rod packing.....	1	
	A007-02-01250	12S	—	A187017 } (1-19-13G)	NUT, retaining, piston valve spring.....	1	
	A007-02-01260	13K	—	A187026 } (1-19-13T)	NUT, retaining, rear cradle cap.....	1	
	A007-02-01280	11	—	A187042 } (1-19-16M)	NUT, retaining, striker rod.....	1	

ORD 9 SNL C-33
Section 13
List of All Parts

PARTS OF MECHANISM, RECOIL, 37-MM GUN, M1916 (Contd.)

ORD 9 SNL C-33
Section 13
List of All Parts

NOTE SYMBOL	STOCK NO.	FIGURE NO.	PIECE MARK OR PART NO.	DRAWING NO.	NOMENCLATURE	QUAN. PER RECOIL MECH.	UNIT PRICE
Col. 1	Col. 2	Col. 3	Col. 4	Col. 5	Col. 6	Col. 7	Col. 8
(Φ)					NUT, retaining, striker rod, assembly (Composed of: one A187042 NUT one A187046 SCREW)		
	A007-02-01380	14	—	A187045 (1-19-16R)	PIN, retaining catch (riveted)..... (Note 1)	1	
	A007-02-01590	14	—	A187038 (1-19-16F)			
H-1	H001-08-29252	13M	BFDX3AE	BFDX3	PIN, stop, crank lever.....	1	
H-1	H001-08-29255	4, 14	505276	BFDX3			
H-1	H001-08-29256	14	BFDX3T	BFDX3	PIN, straight, drill rod, 0.078 (2 mm) x 5/16 in.....	1	
H-1	H001-08-29258	11	505278	BFDX3	PIN, straight, drill rod, 0.078 (2 mm) x 1/2 in. (for CRANK B168266) (1); (for COLLAR A187051) (1)..	2	
H-1	H001-08-29512	13P	BFDX4BM	BFDX4	PIN, straight, drill rod, 0.078 (2 mm) x 5/8 in.....	2	
					PIN, straight, drill rod, 0.078 (2 mm) x 7/8 in.....	1	
					PIN, straight, drill rod, 0.118 (3 mm) x 2 in.....	3	
					PISTON and ROD, assembly (Composed of: one A187019 COLLAR one A187017 NUT one C73868 PISTON and ROD one A187020 SCREW one A187016 SPRING one A187018 VALVE)		
	A007-02-01650	12K, 13R	—	C73868 (1-19-13R)	PISTON and ROD, w/anti-friction metal ring.....	1	
	A007-02-01800	4	—	A187027 (1-19-13U)	PLUG, drain.....	1	
					PLUG, drain, assembly (Composed of: one A187014 EYEBOLT one SCAX1G HOOK one A187027 PLUG one A187023 THONG)		

10



	A007-02-01820	12B	—	A187015 (1-19-13E)	PLUG, filling.....	1	
					PLUG, filling, assembly (Composed of: one SCAX1G HOOK one A187028 LINK one A187015 PLUG one A187023 THONG)		
	A007-02-01880	14	—	A187039 (1-19-16G)	PLUNGER, trigger crank.....	1	
	A007-02-01920	13H	—	A187030 (1-19-14C)	RING, rear cradle cap.....	1	
					RING, rear cradle cap, assembly (Composed of: one BFDX3AE PIN one A187030 RING)		
	A007-02-02010	11	—	A187040 (1-19-16K)	ROD, striker.....	1	
	A007-02-02100	13L	—	A187031 (1-19-14CA)	SCREW, locking, piston crosshead.....	1	
	A007-02-02150	11	—	A187046 (1-19-16T)	SCREW, locking, striker rod retaining nut.....	1	
	A007-02-02110	12F	—	A187020 (1-19-13L)	SCREW, locking, valve spring retaining nut.....	1	
	A007-02-02160	4	—	A154639 (1-19-17P)	SCREW, retaining, striker mechanism housing.....	5	
	A007-02-02200	14	—	A187037 (1-19-16E)	SCREW, stop, trigger crank.....	1	
	A007-02-02210	12M, 13Q	—	B168264 (1-19-14W)	SEPARATOR, counterrecoil spring.....	2	
	A007-02-02260	12L, 13A	—	A187029 (1-19-14A)	SPRING, counterrecoil (compression, S., 1 5/65 diam. stock, 2-13/164 O.D., 15 coils).....	3	
	A007-02-02280	12P	—	A187016 (1-19-13F)	SPRING, piston valve (compression, S., 5/32 diam. stock, 1 1/32 O.D., 5 1/2 coils).....	1	
	A007-02-02300	11	—	A187041 (1-19-16L)	SPRING, striker (compression, S., 3/32 diam. stock, 45/64 O.D., 44 coils).....	1	

11

Note 1. This part functions only when the recoil mechanism is issued for use with the 37-mm Subcaliber Mount M1.

ORD 9 SNL C-33
Section 13
List of All Parts

PARTS OF MECHANISM, RECOIL, 37-MM GUN, M1916 (Contd.)

NOTE SYMBOL Col. 1	STOCK NO. Col. 2	FIGURE NO. Col. 3	PIECE MARK OR PART NO. Col. 4	DRAWING NO. Col. 5	NOMENCLATURE Col. 6	QUAN. PER RECOIL MECH. Col. 7	UNIT PRICE Col. 8	
⚡	A007-02-02320	14	—	A187036 (1-19-16AA)	SPRING, trigger crank plunger (compression, S, $\frac{1}{32}$ diam. stock, $\frac{17}{64}$ O.D., 10 coils)	1		
	A007-02-02410	11	—	B168268 (1-19-16H)		STRIKER, actuating, firing mechanism	1	
				—	—	STRIKER, actuating, firing mechanism, assembly (Composed of: one 505278 PIN one A187040 ROD one B168268 STRIKER)		
	A007-02-02480	4, 12A	—	A187023 (1-19-13P)	THONG, filling and drain plug (for PLUG A187015) (1); (for PLUG A187027) (1)	2		
	A007-02-02560	12H	—	A187018 (1-19-13H)	VALVE, piston	1		
	A007-02-02580	12E	—	A187022 (1-19-13N)	WASHER, counterrecoil buffer (leather)	1		
	A007-02-02600	13D	—	A187035 (1-19-14H)	WASHER, packing, piston rod (leather)	1		


NOTES

- ⚡ Items listed in this SNL will be stored under SNL No. C-33 unless the note symbol indicates otherwise, but Zone of Interior Depots will review and report these items under the assigned SNL code prefix or stock class.
- φ The major item indicated by (φ) is stored, issued, and reviewed under "Major Items," SNL C-1.
- W (1) Items marked by (W) are non-expendable.
(2) Items not marked by (W) are expendable.

USE OF PRICES


(See AR 45-75)

(O.O. 140.2/11002)




RA PD 93041

Figure 1—Gun, 37-mm, M1916; and Mechanism, Recoil, 37-mm Gun M1916



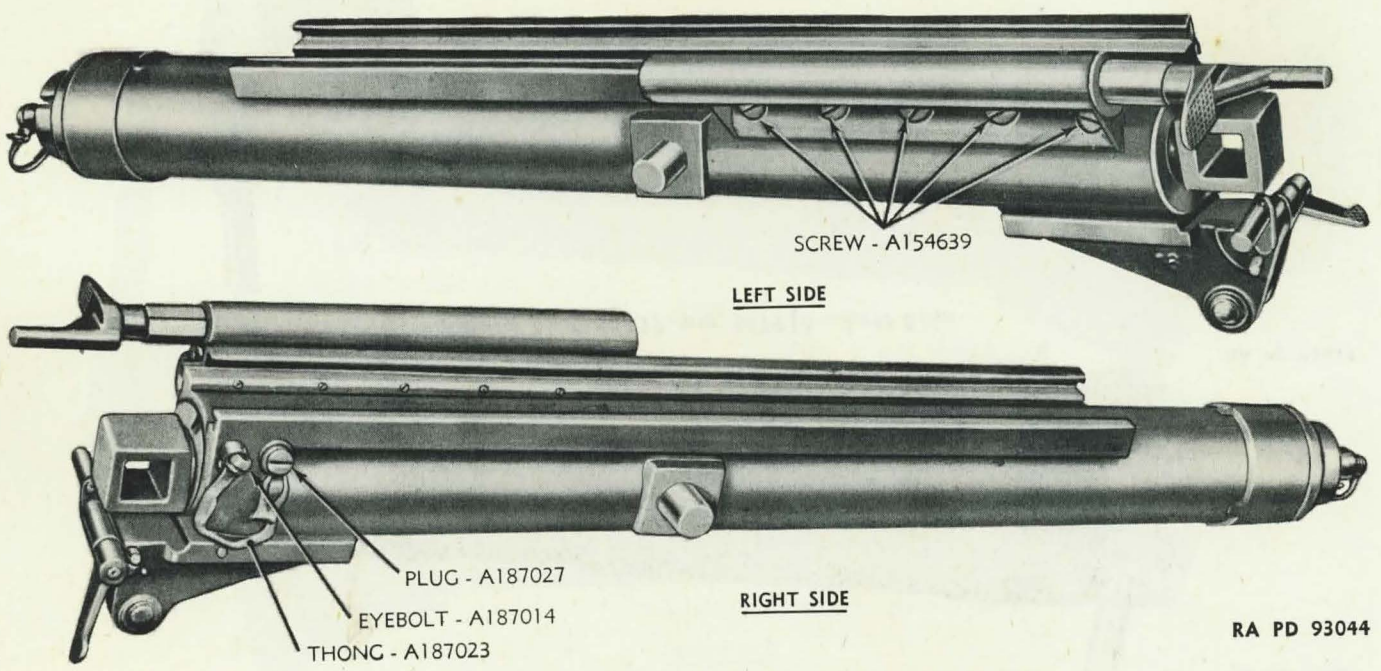
RA PD 93042

Figure 2—Gun, 37-mm, M1916—Left Side



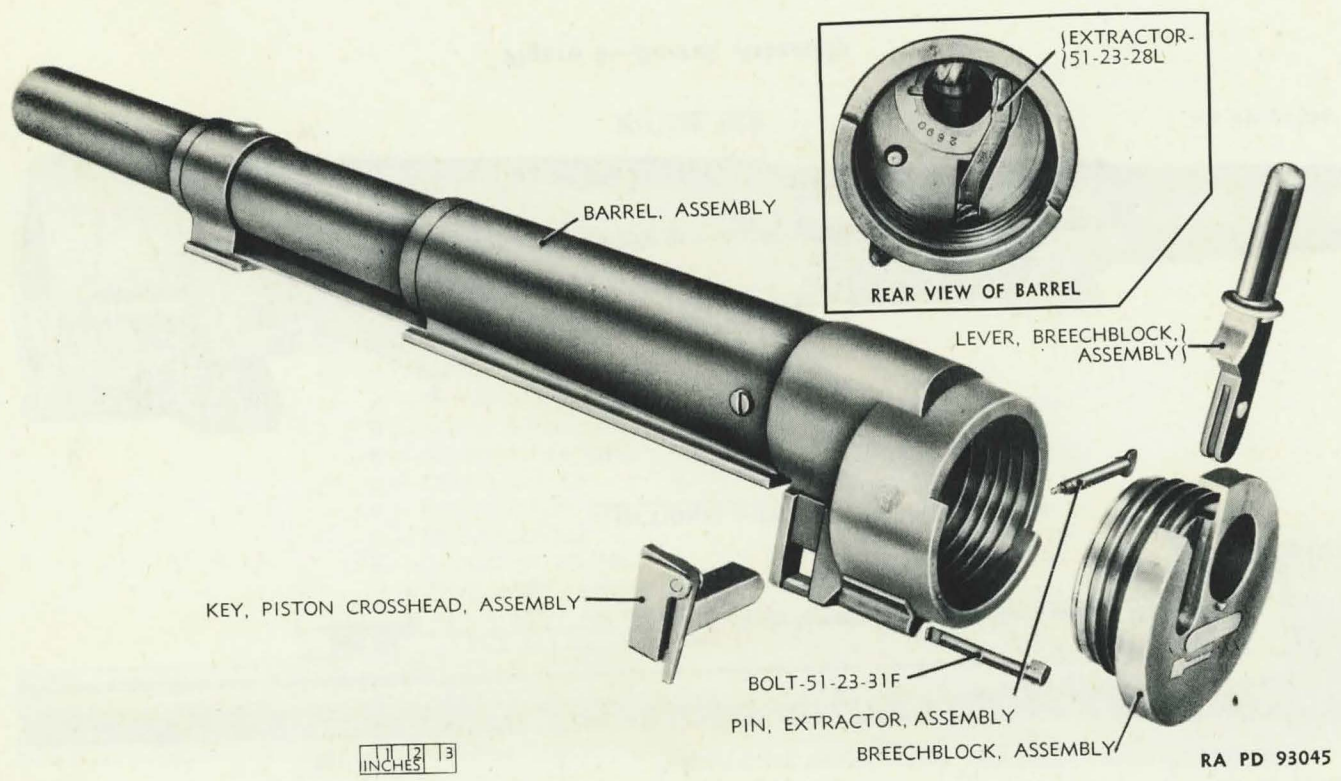
RA PD 93043

Figure 3—Gun, 37-mm, M1916—Right Side



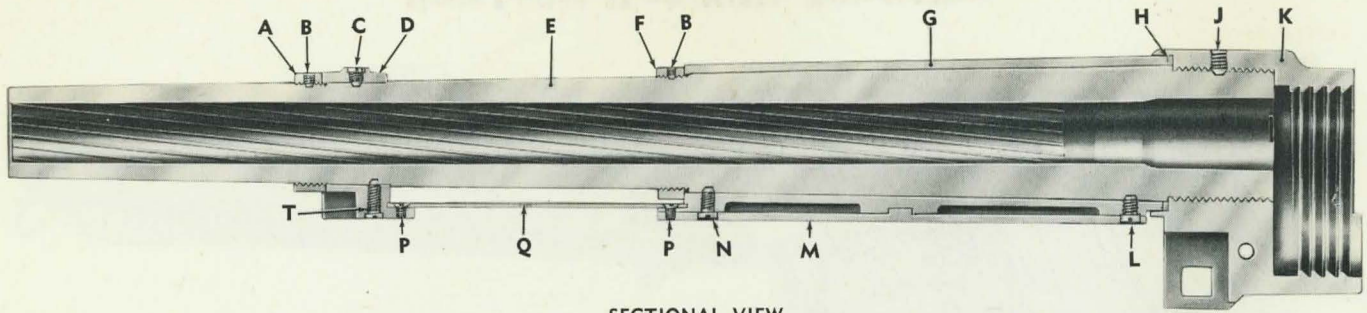
RA PD 93044

Figure 4—Mechanism, Recoil, 37-mm Gun, M1916

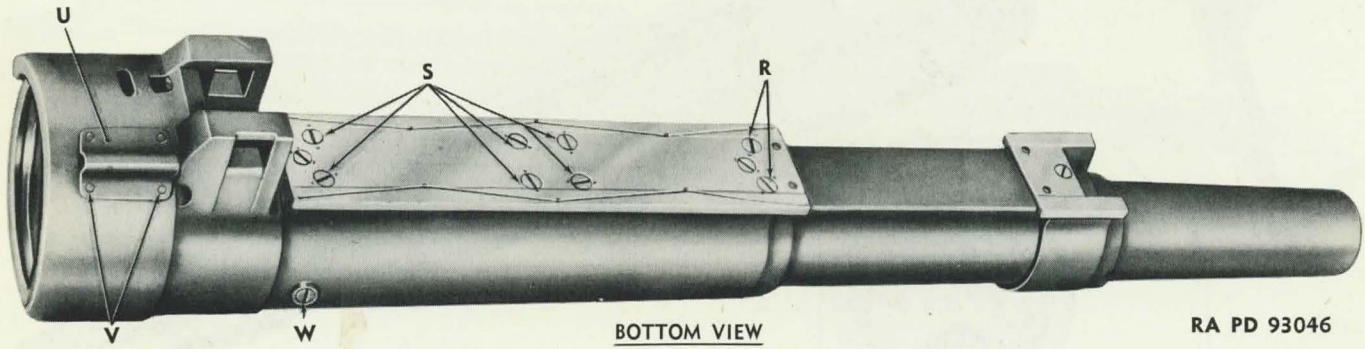


RA PD 93045

Figure 5—Gun, 37-mm, M1916—Exploded View



SECTIONAL VIEW



BOTTOM VIEW


RA PD 93046

Figure 6—Barrel, Assembly

- | | |
|---|-----------------------|
| A — NUT-51-23-32A | L — SCREW-51-23-32M |
| B — SCREW-51-23-32N | M — SHOE-51-23-29C |
| C — SCREW-51-23-32K | N — SCREW-51-23-32G |
| D — CLIP-51-23-32F | P — SCREW-51-23-32C |
| E — BARREL-51-23-25A | Q — PLATE-51-23-29D |
| F — NUT-51-23-32B | R — SCREW-51-23-32D |
| G — JACKET-51-23-29A | S — SCREW-51-23-32E |
| H — RING (NOTE — RINGS-51-23-29E
AND 51-23-29F ARE INSTALLED ONLY
AS REQUIRED WHEN ASSEMBLING GUN.) | T — SCREW-51-23-32L |
| J — SCREW-51-23-26B | U — BRACKET-51-23-31C |
| K — RING-51-23-26A | V — SCREW-51-23-31G |
| | W — SCREW-51-23-32H |

Figure 6A—Barrel, Assembly—Nomenclature

RA PD 93046A



RA PD 93047

Figure 7—Breechblock, Assembly—Exploded View

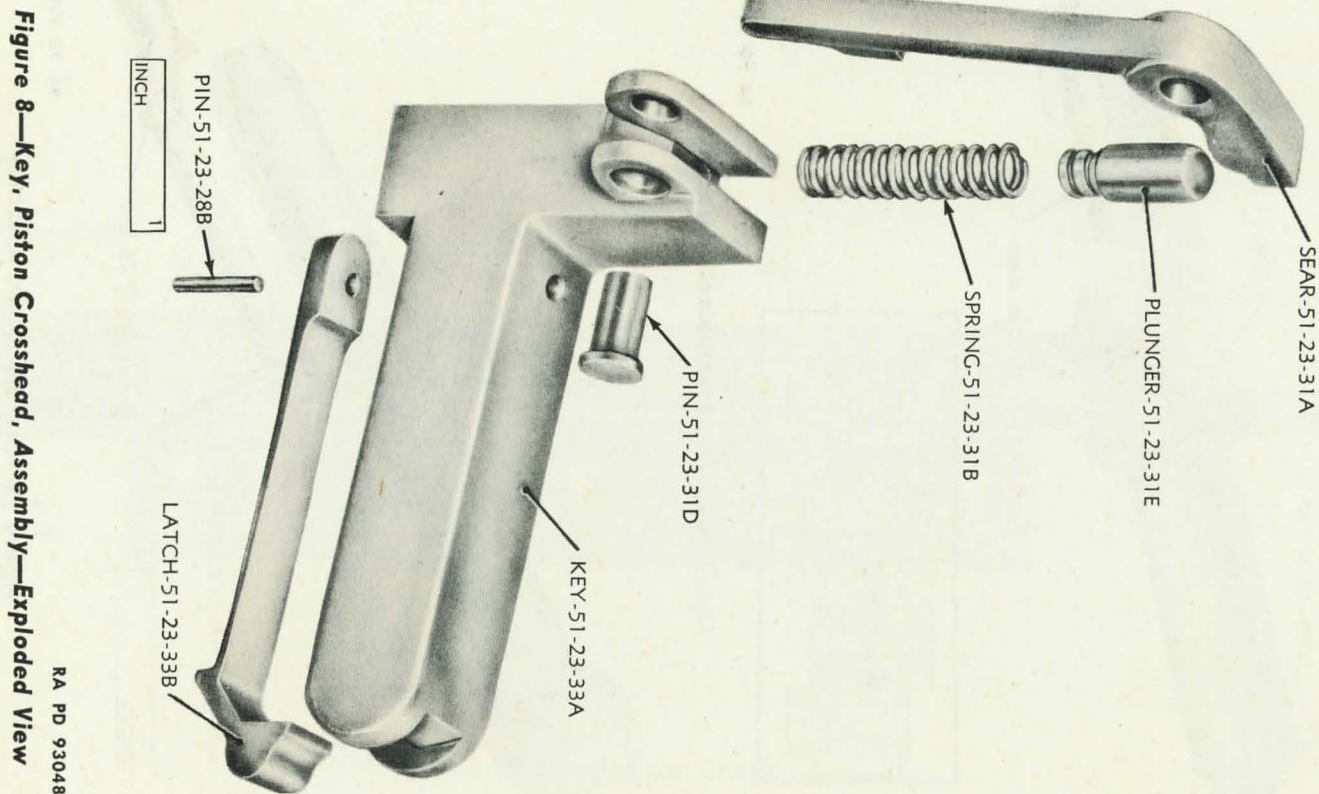



Figure 8—Key, Piston Crosshead, Assembly—Exploded View

RA PD 93048


ORD 9 SNL C-33

Section 13
List of All Parts



RA PD 93049

Figure 9—Lever, Breechblock, Assembly




RA PD 93050

Figure 10—Pin, Extractor, Assembly

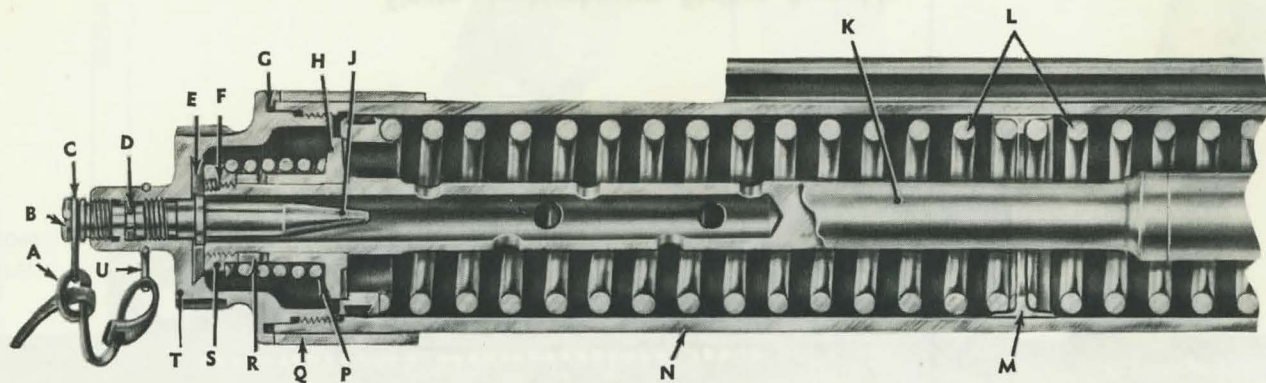
ORD 9 SNL C-33

Section 13
List of All Parts



RA PD 93055

Figure 11—Mechanism, Striker, Assembly

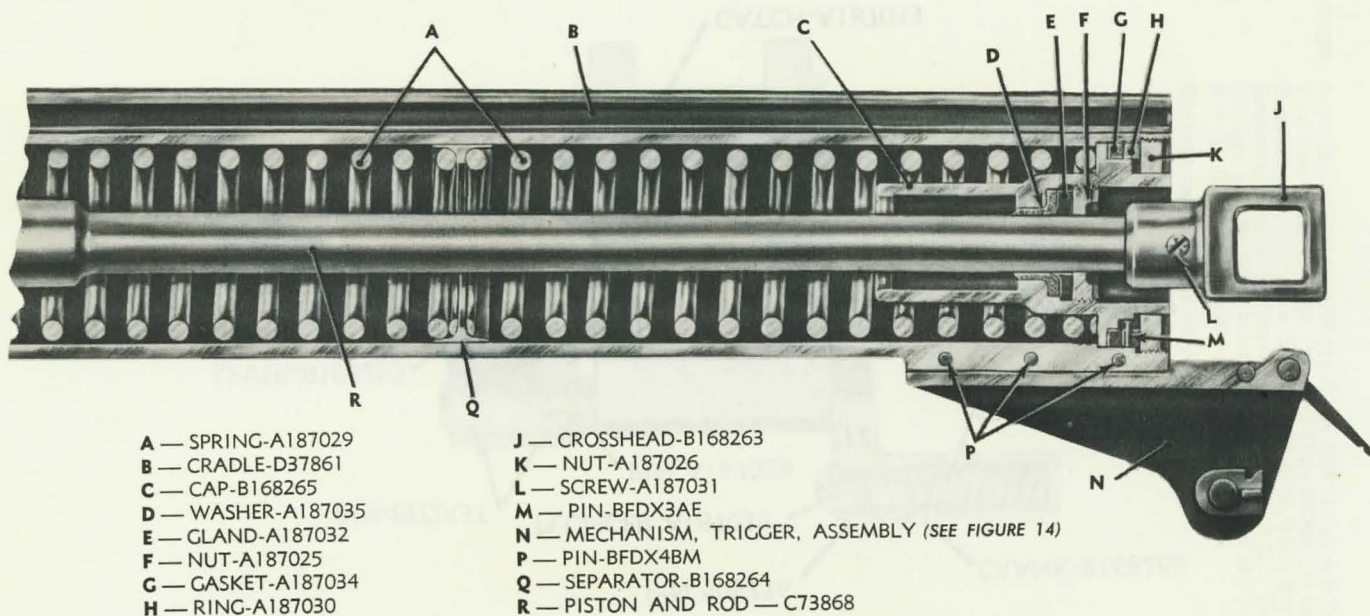


- A — THONG-A187023
- B — PLUG-A187015
- C — HOOK-SCAX1G
- D — GASKET-A187021
- E — WASHER-A187022
- F — SCREW-A187020
- G — GASKET-A187024
- H — VALVE-A187018
- J — BUFFER-B168262
- K — PISTON AND ROD-C73868

- L — SPRING-A187029
- M — SEPARATOR-B168264
- N — CRADLE-D37861
- P — SPRING-A187016
- Q — BAND-B105426
- R — COLLAR-A187019
- S — NUT-A187017
- T — CAP-C73867
- U — LINK-A187028

RA PD 93056

Figure 12—Mechanism, Recoil—Front Half



- A — SPRING-A187029
- B — CRADLE-D37861
- C — CAP-B168265
- D — WASHER-A187035
- E — GLAND-A187032
- F — NUT-A187025
- G — GASKET-A187034
- H — RING-A187030

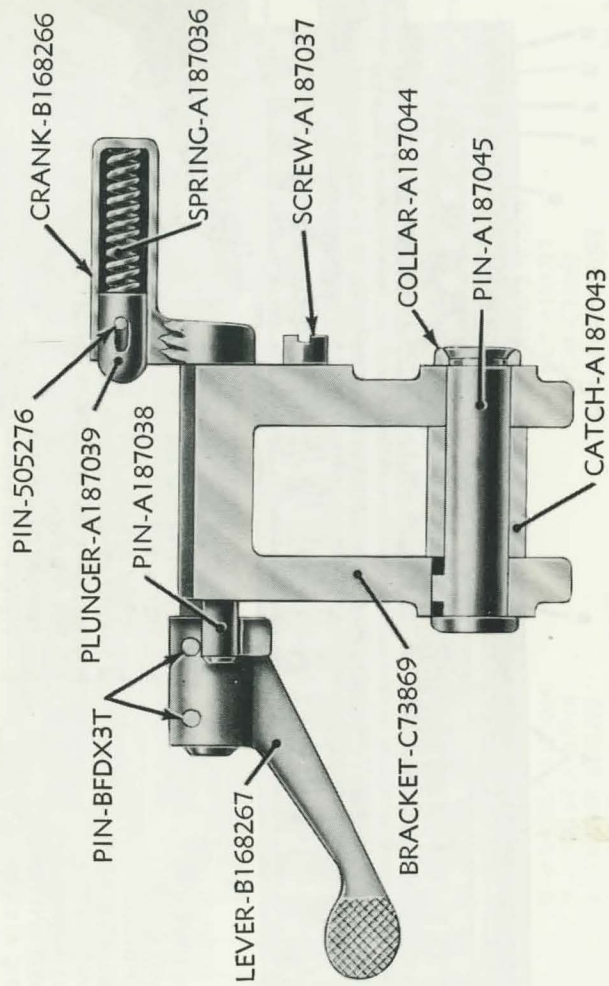
- J — CROSSHEAD-B168263
- K — NUT-A187026
- L — SCREW-A187031
- M — PIN-BFDX3AE
- N — MECHANISM, TRIGGER, ASSEMBLY (SEE FIGURE 14)
- P — PIN-BFDX4BM
- Q — SEPARATOR-B168264
- R — PISTON AND ROD — C73868

RA PD 93057

Figure 13—Mechanism, Recoil—Rear Half

ORD 9 SNL C-33

Section 13
List of All Parts



RA PD 93058

Figure 14—Mechanism, Trigger, Assembly

DISTRIBUTION: AAF (10); AGF (10); ASF (2); S Div ASF (1); Arm & Sv Bd (2); T of Opn (10); Tech Sv (2); SvC (10); PC&S (1) except Air Bases (0); PE, 9 (5); Dist O, 9 (5); Dist Br O, 9 (3); Reg O, 9 (3); Establishments, 9 (5); Decentralized Sub-O, 9 (3); Tk Deps, 9 (5); Gen & Sp Sv Schs (10); USMA (2); A (10); CHQ (10); D (2); R 9 (2); Bn 9 (2); C 9 (3).

For explanation of symbols, see FM 21-6.