




Crosman 130



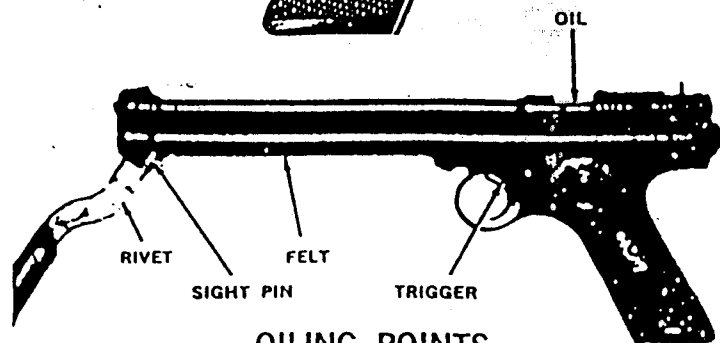
SPECIFICATIONS

Mechanism: Single shot, slide breech cover
Caliber: .22 Crosman Super Pell
(.177 Crosman Super Pell—Model 137)
Weight: 12 lbs.
O.A. slant line length: 11 3/4 inches
Sight: Fixed front, square notched rear sight
Barrel: 7 3/4 inch
Power: Pneumatic pump action
Range: Controlled range dependent on
number of pumps
Capacity: Single shot



MODEL 130

Self Cocking Single Shot
Pneumatic Pellgun® Pistol
Operating Instructions



OILING POINTS

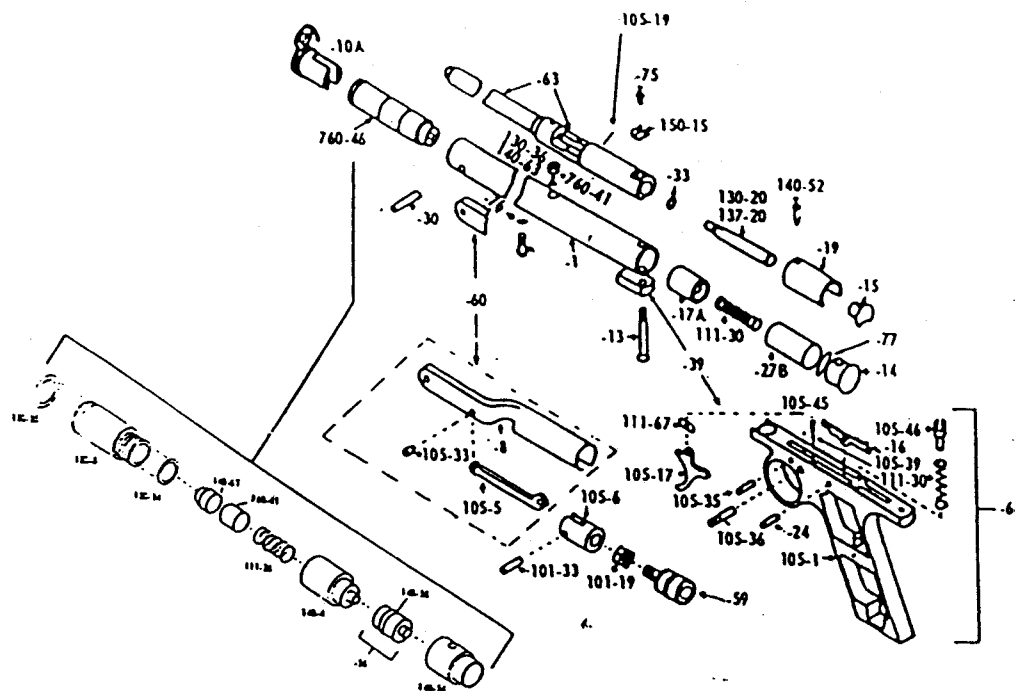
Read all instructions carefully before operating your

Always Follow These Simple Safety Rules:

1. Treat every gun as if it is a loaded gun.
2. Always keep muzzle of gun pointed in a safe direction.
3. Don't point at anything you don't intend to shoot.
4. Check safety before loading.
5. Be sure of your target and your backstop.
6. Conduct yourself as a true sportsman in using your

Crosman®

OWNER'S
MANUAL



TO LOAD AND SHOOT PISTOL:

Turn Breech Cover to left and draw back to open breech. Put safety bar on safe by pushing to right. Pump to desired pressure (6 strokes for 25 ft. target range). Place pell (nose forward) in Breech Loading Recess. Advance Breech Cover and turn to right for locking.

NOTE: If the self-cocking mechanism fails to function, the pistol can be recocked manually by pushing valve closed with a 7 penny nail thru hole in tube plug.

Select target, push safety to left for "Fire" position, red band visible, aim and shoot.

TO UNLOAD PELL FROM BARREL:

Put safety bar on "safe" by pushing to right. Turn Breech Cover to left and draw back to open breech. Insert $\frac{5}{16}$ " ramrod in muzzle end of Barrel and push pellet out into loading channel. **DO NOT ATTEMPT** to shoot a lodged pell out with another pell.

TO ADJUST REAR SIGHT:

Windage: Loosen rear sight screw counter-clockwise. This will free rear sight, allowing it to be moved right or left until proper sight adjustment has been reached. Retighten rear sight screw.

Elevation: Pre-set at factory. Additional elevation can be obtained by loosening elevation screw and placing a shim

CARE OF PELLGUN® PISTOL

The Model 130 Series Crosman Pneumatic Pellgun Pistol is a precision built gun of the most modern design and construction. Materials have been carefully selected for quality and long life. Before it is released for shipment, it has passed numerous rigid inspections and has been test fired for performance. Treat it with the same fine care that you give your other valued possessions and it will give you many hours of carefree pleasure and enjoyment.

Keep your pistol clean at all times to prevent foreign matter from entering the pump and valve action. When storing it, release all air pressure. Wipe off blued steel parts with an oily rag to prevent rust and preserve the finish.

Never use steel darts or other hard missiles. Use only Crosman Super Pells for accuracy and long barrel life. The design and materials used in other brands can cause feeding failure and plugged barrels. It is not necessary to clean the barrel, but an occasional light oiling is recommended to prevent rusting of the bore.



LUBRICATION:

IMPORTANT: Proper oiling of Pel guns will eliminate most sealing failures. USE SPARINGLY. Excessive oiling is harmful to gun actions. Three or four drops is sufficient for each seal or oiling point. Apply every 250 shots or when parts appear dry.


Never use penetrating or detergent type oils, as they may be harmful to valve washers and seals. USE SPECIAL CROSMAN PELLGUNOIL® FOR BEST RESULTS.

To lubricate the cocking mechanism, remove one grip plate and oil through sear spring hole. To lubricate the pump mechanism, open pump lever to extreme forward position and apply oil to the exposed pump cup and felt in pump tube.

REPAIR SERVICE:

Postal Regulations prohibit the mailing of pistols by an individual. Refer to the attached list of Crosman Authorized Service Stations for service, including warranty repair work or see your dealer where purchased.

For best shooting results, always use Crosman Super Pellets, Super BB's, Golden Powerlets.



CROSMAN CO₂ GAS POWERLETS®
 Model 231/5 — Giant 12.5 Gram.
 Exclusive for all Crosman Gas Guns.

Exclusive Patented Cap Seal • Pierces clean — no chips • Copper finish — no rust. No cylinder leakage—money back guarantee.


CROSMAN SUPER PELLETS®

Best for any pellet gun; precision swaged of 100% soft, virgin lead.
 No shattering, minimum ricochet.
 Flat head and hollow skirt flatten on impact for greater safety.
 Specially designed skirt fits Tru-Flyte button-ripped barrel for top accuracy.
 Factory sealed in self-dispenser boxes of 250.

\$1.95 Sugg. Retail, .177 Cal.

\$1.15 Sugg. Retail, .22 Cal.

Also in 500 containers.

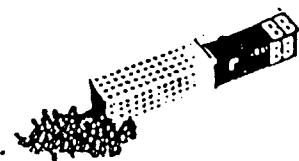


CROSMAN SUPER BB'S IN TWO PACKAGE SIZES

Best for all BB Guns

Perfect-round, copper-clad steel shot.
 Top accuracy.
 Trouble-free shooting.
 New—Handy Pack.
 Features Spill Proof Dispenser.


25c GIANT PACK 6.3 oz. Model 225



Just lift tab to open
 Tuck in to close

"Hip-Mates"

Left-R-Right Holsters...



Crosman is first with a complete line of holsters, featuring our new Left-R-Right design that reverses for use on either hip, for straight or cross-draw action. These exclusive Crosman "Hip-Mates" are made of genuine top grade cowhide with permanent high polish and beautiful workmanship.

Model H130/160 Holster for Crosman 130 and 160 Pistols.

IMPORTANT: Read Warranty and fill out Guarantee Certificate below at time of purchase.

Warranty

Crosman Arms Co., Inc. guarantees this product for (90) days from date of purchase against defective material and workmanship, providing that the gun has not been subject to abuse or misuse. Warranty is void if gun has been disassembled, abused or misused.

TO QUALIFY FOR WARRANTY SERVICE (WITHIN THE 90 DAY PERIOD), THIS CERTIFICATE MUST BE FORWARDED WITH THE GUN TO THE WARRANTY STATION. DO NOT RETURN THIS GUN TO FACTORY WITHOUT WRITTEN PERMISSION

GUARANTEE CERTIFICATE			
IMPORTANT			
Keep this certificate. Cut out and take to Crosman Authorized Service Station to qualify for warranty service.			
Customer's Name		
Street		
Town	State	Model	
Dealer's Name	Date Purchased		

Crosman 130



- Air-powered, high compression pump gun
- .22 cal. button rifled steel barrel
- Positive safety
- Selective power determined by number of pump strokes
- Only 3 to 5 pump strokes for most shooting
- Self cocking

CROSMAN "TARGLITE"®

MODEL 209. Crosman's popular Remote Control Targlite® is a lighted target. Vivid backlighting spots hits from line of fire. Remote control pulley and cord sends paper targets to and from Targlite® in seconds; no one has to cross firing line. Rugged sheet steel traps all pellet ammo. Portable. Convenient. Ideal for indoor Pelgun ranges in schools, Scout rooms, garages, factory recreation rooms, homes. (Paper target inserts: 500 to pack per prices listed above.) Suggested U.S. Retail Price: \$19.95.

