



**MILLENNIUM™
M6 GUARDIAN
Light
250/500 Lumens**

With the purchase of this SUREFIRE flashlight, you have invested in one of the world's best "illumination tools."

We believe it to be a prime example of our philosophy that design decisions should always be made in the interest of the product being the very best it can be.

Frequently, this means deciding to use a more costly process or a more expensive material than would normally be called for. We know that in order to produce the best, one must do it right.

We thank you for supporting this decision and electing to confirm our belief in "no compromise" in a product that, by its performance and reliability, may some day be called upon to save your life.

There is no other choice.

John Matthews
President, SUREFIRE

WELCOME TO THE SUREFIRE TEAM

You have just become the owner of one of the most incredible pieces of lighting technology ever conceived. It is a masterpiece of engineering, a member of the SUREFIRE family which has gained the acceptance and respect of military and law enforcement

- SUREFIRE lights provide overwhelming power, and they do this with a quality of beam that is unmatched in brilliance and performance.
- SUREFIRE's high pressure Xenon/Halogen lamps operate at the highest temperatures possible, producing extraordinary, brilliant, white light.
- Our reflectors are machined from solid billets of aircraft grade aluminum.
- Each SUREFIRE lamp assembly is permanently prefocused to within less than five thousands of an inch to achieve the absolutely flawless SUREFIRE beam.
- The switch is ergonomically located for in-the-dark positive activation.
- Whether you need a small light that can be carried in your pocket or a multipurpose professional light, SUREFIRE offers you models that range in power from 15 lumens

THE M6 MILLENNIUM GUARDIAN LIGHT

The M6 breaks all power barriers in hand-held lights. Appropriately named the Guardian, it produces an extremely intense light beam which when combined with new tactics utilizing intense light, becomes a tool of offense in addressing high-risk confrontations. A suspect's combative attitude is quickly modified when struck in the eyes by the tremendous power of this light, temporarily denying his ability to see.

This light power is harnessed in a masterfully engineered design that provides natural, quick switch access for instantaneous momentary light or with a twist of the tail cap, constant light, vital in high stress situations.

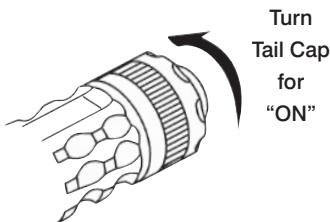
Even if dropped or subjected to other abuse that a light may take during tactical operations, reliability is assured by the fail-proof switch and an impact-protected lamp assembly. A unique disable feature prevents accidental activation during covert operations or during transport and storage.

The M6 Guardian has component interchangeability with Millennium 500B Series WeaponLights for in-the-field emergencies.

M6 GUARDIAN

There are two ways to activate the light from the M6. The Tail Cap switch of the Flashlight can be activated by rotating the Tail Cap in a clockwise direction for a constant "ON" setting or by pressing on the Push Button for

To Turn light "ON"

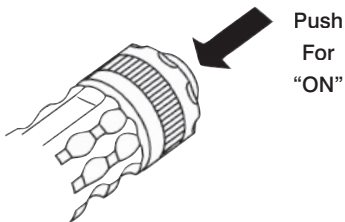


For Constant Light

ON - Turn Tail Cap clockwise
(viewed from the tail)

For Momentary Light

ON - Press Push Button
OFF - Release Push Button



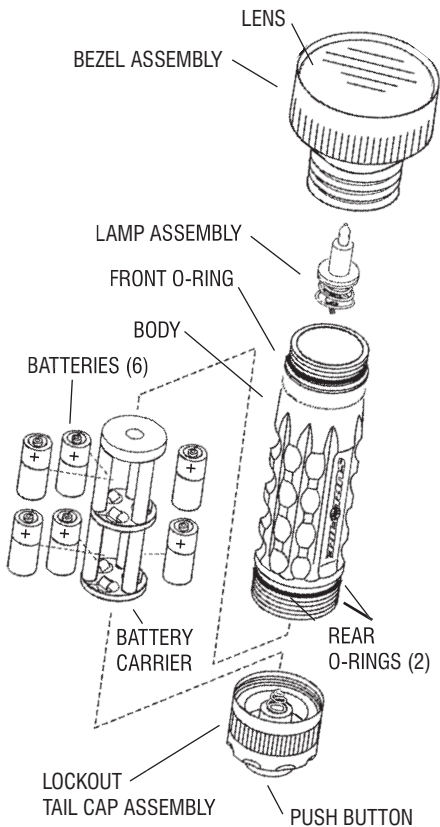
SPECIFICATIONS

Power Output	MN20 - 250 Lumen MN21 - 500 Lumens
Run Time	MN20 - 60 Minutes MN21 - 20 Minutes
Battery Type	Lithium - SF123A
Number Required	Six (6)
Supplied	Yes
Length	7.75 inches
Weight	15.0 ounces
Diameter	Body - 1.75 inch Bezel - 2.5 inch
Lamp Assembly	Xenon/Halogen
Lens	Pyrex, Tempered
Switch	Tail Cap Type: Rotation/Pressure Activation w/Lock-Out Disable
Body Material	Aircraft Grade Aluminum
Finish	External: Hard Anodized Mil-A-8625, Type III, Class 2 Internal: Chemfilm Mil-C-5541
Color	Grey
Water Resistant	O-Ring Sealed

PARTS REPLACEMENT LIST

Component	Part No.
Lithium Battery	SF123A
Battery Carrier	13424-1
Bezel Assembly	13849-1
Flashlight Body	13577-1
250 lumen Lamp Assembly	MN20
500 lumen Lamp Assembly	MN21
Lock Out Tail Cap Assembly	13578-1
Rear O-Ring Seal (front)	19-01-057
Rear O-Ring Seal (end)	19-01-086
Front O-Ring Seal	19-01-028

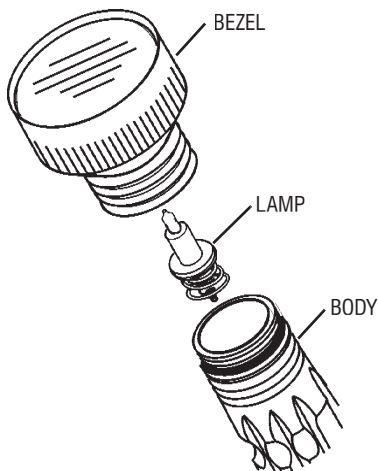
M6 GUARDIAN



CHANGING THE LAMP

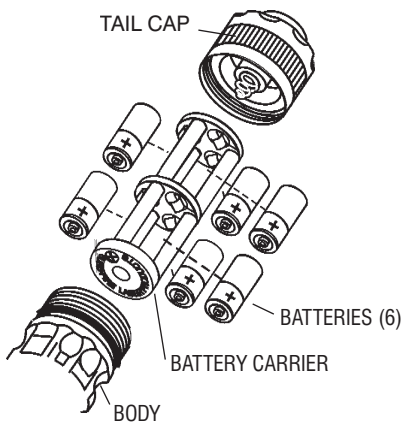
1. Remove the Bezel from the M6 Body by holding the Body and rotating the Bezel counterclockwise (as viewed from the front of the light) until it is free of the Body.
2. Remove the Lamp and replace with the desired Lamp.

Avoid touching the inside of the Lamp envelope or Reflector as this will degrade the performance of your SureFire Light.



INSTALLING THE BATTERIES

1. Remove the Tail Cap by unscrewing it until it is free of the Body.
2. Remove the Battery Carrier from the Body and replace the Batteries, observing proper Battery polarity.
3. Insert the Battery Carrier into the Body.
4. Install the Tail Cap back on to the Body, turning it until the light comes on. Then back off 1/2 to 1 turn until the light turns off.



CUSTOMER SERVICE

REPAIRS AND REPLACEMENTS

To obtain repair or replacement contact Customer Service at 800-828-8809 (toll free) or 714-545-9444 and obtain a Return Authorization number (RA#). Then package the unit carefully and return (no COD's please) to:

SUREFIRE LLC

Repairs Department, RA# ____
17680 Newhope Street, Suite B
Fountain Valley, CA 92708

SUREFIRE will pay any reasonable shipping costs to return the unit to you.

ACCESSORIES

BeamFilters	FM25 Red
	FM26 Blue
	FM23 Infrared

Tip-Off Cover	FM27
---------------	------

BeamShaper	FM24
------------	------

Spares Carrier	SC2
----------------	-----

Hurricane™ Emergency Battery Pack Light (includes 12 each SF123A)	12B
---	-----

Custom Engraving:

Engraving of name, logo, slogan or other icons is available to personalize your SUREFIRE product.

Call Customer Service.