



OPERATOR'S  
MANUAL

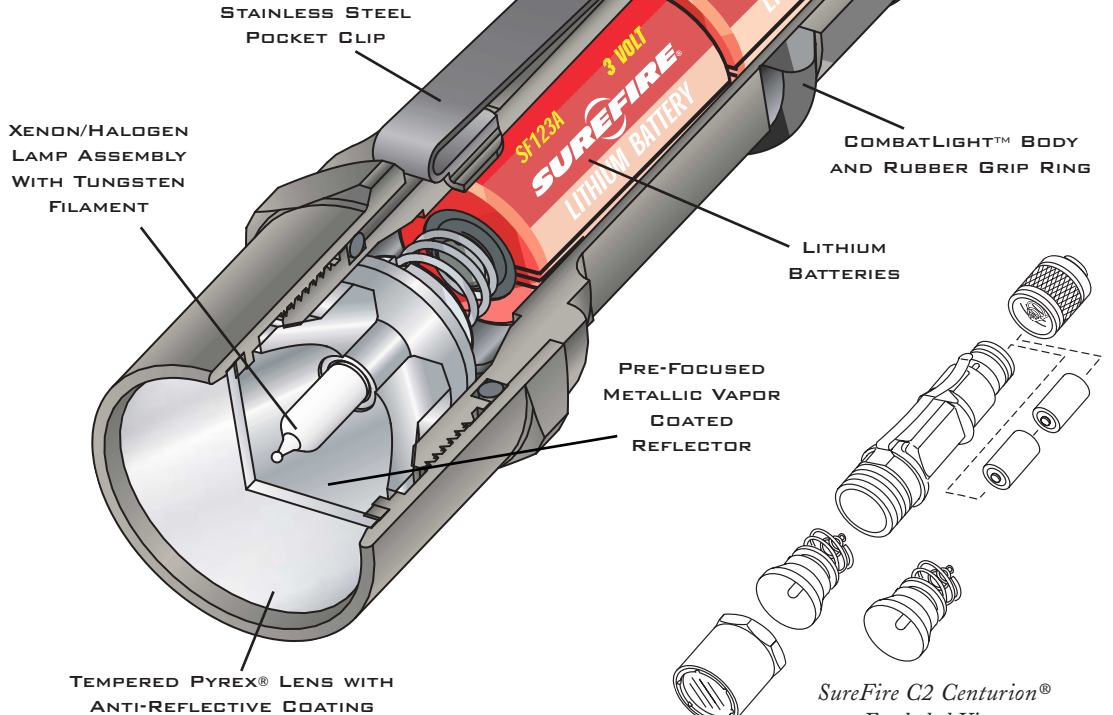
SUREFIRE® FLASHLIGHTS



B A S I C S U R E F I R E

# FEATURES

Features on various SureFire flashlight models may differ but their operation is similar. The C2 Centurion® is shown because it encompasses many features available in our high-performance flashlights.



# QUICK START GUIDE

## BATTERY INSTALLATION

Unscrew the tailcap to install or replace the batteries.

## LOCK-OUT TAILCAP

Models with a lock-out tailcap are shipped with machined marks aligned in the lock-out position to prevent accidental activation. To unlock and place in momentary-on position, rotate the tailcap clockwise approximately one turn.

## MOMENTARY-ON

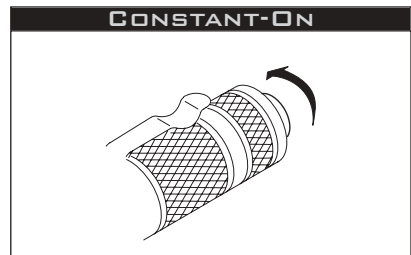
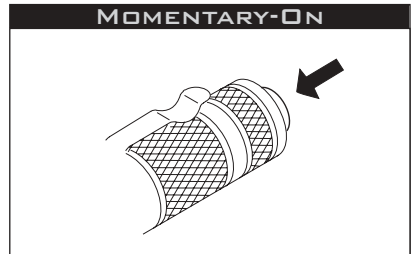
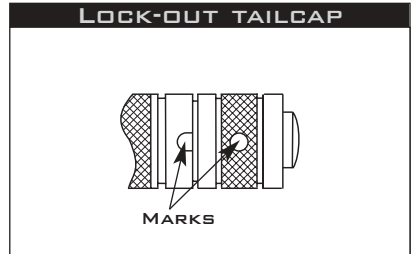
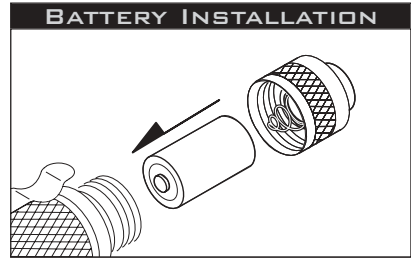
Depress the tailcap pushbutton to activate the light in momentary mode.

## CONSTANT-ON

From the momentary-on position, rotate the tailcap clockwise approximately one-half turn to achieve constant-on activation.

### CAUTION CAUTION

Lithium batteries can explode or cause burns if disassembled, shorted, recharged, exposed to water, fire, or high temperatures. Do not place loose batteries in a pocket, purse, or other container containing metal objects, mix with used or other battery types, or store with hazardous or combustible materials. Store in cool, dry, ventilated area. Follow applicable laws and regulations for disposal.



# INSTRUCTIONS

## BATTERY INSTALLATION

Unscrew the tailcap and insert new batteries. Replace tailcap and depress tailcap pushbutton switch to test. If light fails to function the tailcap may be in the lock-out position (excluding the G2 Nitrolon®, which does not feature a lock-out tailcap). Rotate the tailcap clockwise until momentary activation is possible.

## LIGHT ACTIVATION

For momentary light, press the tailcap pushbutton switch. The light will stay on as long as the pushbutton is pressed. Rotate the tailcap clockwise for constant-on light.

## LOCK-OUT TAILCAP (PAT. # 6222138)

From the momentary-on position, rotate the tailcap approximately 180° counter-clockwise. The lock-out position prevents accidental activation during storage or transport.

## MAINTENANCE

At least twice yearly, clean threads and O-rings with clean cloth and apply a thin coat of silicone-based grease or lubricant to both. If flashlight is used in wet environment, lubricate O-rings frequently to maintain watertight seal. After prolonged exposure to moisture, the bezel, lamp, and batteries should be removed, inspected, and dried if necessary.

## LAMP REPLACEMENT

Rotate bezel (head) counter-clockwise to remove. Remove lamp/reflector assembly and replace with recommended assembly.

## CAUTION CAUTION

SureFire flashlights produce substantial heat during operation. Do not leave activated flashlight unattended. Do not set activated flashlight face (lens) down. Do not place activated flashlight against combustible material or material that could be damaged by heat. Do not hold bezel or lens of activated flashlight against any portion of human body. Keep away from children.

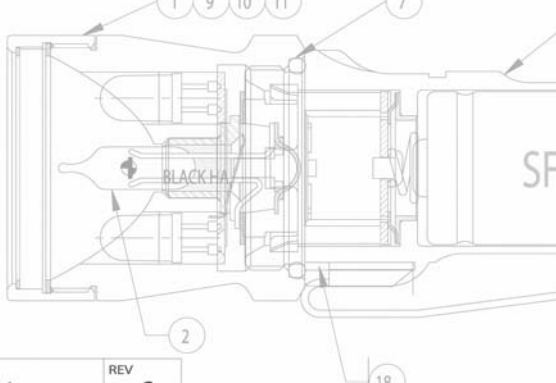
Ensure that the flashlight cannot be turned on when stored or being transported. If the lamp is activated while in a case or other container, the lamp could overheat and cause damage to surrounding materials. For models not equipped with a lock-out feature, remove the batteries or unscrew the bezel enough to prevent accidental activation.

Do not touch a hot lamp assembly. Allow it to cool before handling. Avoid touching reflector surface. SureFire lamp assemblies are pressurized. Always wear safety glasses when handling.

## LAMP REPLACEMENT GUIDE

FOR TWO-BATTERY FLASHLIGHTS	
HIGH-OUTPUT	ULTRA HIGH-OUTPUT
P60 Lamp Assembly	P61 Lamp Assembly
<b>Runtime/lumen output</b> One hour/65 lumens	<b>Runtime/lumen output</b> 20 minutes/120 lumens

FOR THREE-BATTERY FLASHLIGHTS	
HIGH-OUTPUT	ULTRA HIGH-OUTPUT
P90 Lamp Assembly	P91 Lamp Assembly
<b>Runtime/lumen output</b> One hour/105 lumens	<b>Runtime/lumen output</b> 20 minutes/200 lumens

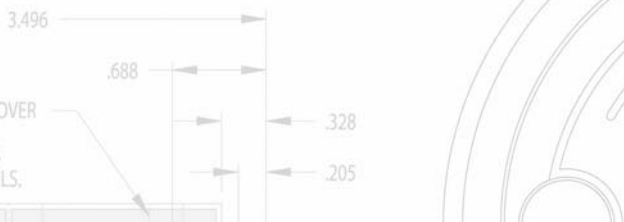


13 1

REV C

18

REV	DESCRIPTION	REVISION
B	SEE ECO 1 7B	
C	SEE ECO 1 7C	



## THE SUREFIRE DIFFERENCE

SureFire strives to design and manufacture lights of ever-increasing brightness and quality while setting new standards for maximum power with minimal size. Three things characterize every product: compact size, extreme ruggedness, and a flawless high-output beam. Every SureFire illumination tool is guaranteed to produce a perfect center spot of intense light surrounded by a smooth corona of softer light.

### TUNGSTEN FILAMENTS WITH XENON/HALOGEN GAS

To achieve maximum light output, SureFire lamps feature a tungsten filament in a high-pressure xenon/halogen gas atmosphere.

### METAL VAPOR COATED REFLECTORS

To achieve a perfect beam free of dark rings and shadows, reflectors are coated with a proprietary finish that causes light to bounce off the reflector at varied angles and cancel out any beam irregularities.

### PRE-FOCUSED REFLECTORS

No need to twist the bezel to adjust the beam – it's already perfectly pre-focused. Lamps and reflectors are individually mated and hand-adjusted to within .005" for optimum beam quality at all distances.

### LITHIUM BATTERIES

In addition to packing a lot of power into a small space, SureFire disposable lithium batteries have a ten-year shelf life. Put a lithium-powered light in a drawer and years later it will still work.

### RUGGED CONSTRUCTION

SureFire lights are CNC machined from aerospace-grade aluminum or molded from Nitrolon, a proprietary polymer that is non-conductive and extremely resistant to corrosion and impact. Available finishes include a Military Specification Type III hard-anodizing.

# LIFETIME GUARANTEE

Lamps will burn out, batteries will be used up, and switches for WeaponLights™ will eventually need to be replaced. Everything else is covered by our lifetime no-hassle guarantee — If it breaks, we fix it!



## WARRANTY

SureFire warrants its products to be free from defects in materials and workmanship. SureFire will repair or replace, at its option and without charge, any product or part which is found to be defective under normal use and service. Such repair or replacement shall be the purchaser's sole and exclusive remedy under this warranty. This warranty does not include normal maintenance and services and does not apply to any products or parts which have been subject to modification, misuse, negligence, accident, improper maintenance or repair by anyone other than SureFire.

## WARRANTY LIMITATION

There is no other express warranty. SureFire hereby disclaims any and all implied warranties, including but not limited to fitness for a particular purpose. SureFire shall not be liable for incidental, consequential, or special damages arising out of, or in connection with, product use or performance.

## WARRANTY CLAIMS

For repair or replacement contact Customer Service at **1-800-828-8809** (toll free) or **1-714-545-9444** and obtain a Return Merchandise Authorization number (RMA#). Then package the unit carefully and return to:

### **SureFire, LLC**

Repairs Department, RMA# \_\_\_\_\_  
17680 Newhope Street, Suite B  
Fountain Valley, CA 92708

**No COD's please.**

*SureFire will pay any reasonable shipping costs to return the unit to you.*

# ACCESSORIES



## SureFire Lithium Batteries

Optimized for use in SureFire flashlights.



## Holsters

Choose from nylon and leather holsters.



## Spares Carrier

Holds lithium batteries and a replacement lamp in a watertight case. Lanyard included.



## Lanyard Kit

Attaches between body and tailcap or bezel for secure retention.



## Speed Holster

Carries light bezel-up or bezel-down.



## Colored filters (FM Series)

Red, Blue and Infrared.



**Diffusion Filter**  
For a wider, softer beam.



**Turbo Conversion Kit**  
Concentrates beam for long-range use.



**Orange Directing Wand**



**LED Conversion Heads**  
Convert to a long-running LED light.



**Rechargeable Conversion Kit**  
Convert your flashlight to a rechargeable.



**Click-On Tailcap**  
Click the light to constant-on without having to rotate the tailcap.



71-01-630  
Rev. B



18300 MOUNT BALDY CIRCLE  
FOUNTAIN VALLEY, CA 92708  
800.828.8809  
SUREFIRE.COM