

HOW TO USE YOUR BINOCULAR

Adjust the interpupillary distance by holding both sides of the body and folding the hinge until one circular image is seen through both sides simultaneously. If the unit is equipped with an IPD scale, note the setting for future reference.

Fixed Focus:

Fixed Focus binoculars and monoculars have no focusing system; the units are pre-set to be focused from a minimum distance to infinity. No adjustment is necessary.

Adjustable Focus:

Binoculars:

Determine which of the two eyepieces rotates and which is stationary. If the binocular is equipped with a zoom, focusing should be done at the highest power. Power selection is accomplished by adjustment of the external zoom lever located on the stationary eyepiece side of the unit.

Look through the unit and close the eye that corresponds with the rotating eyepiece. Keeping the remaining eye open, focus the unit using the center wheel until the target object is clear and sharp. Close the eye corresponding with the stationary eyepiece, and open the remaining eye. Rotate the eyepiece until the target object becomes clear and sharp.

Note the setting on the diopter scale for future reference. The unit is now calibrated to accommodate for any variation of vision between the users eyes. Focusing the unit at assorted distances now only requires adjustment of the center focus wheel.

Monoculars:

Rotate the eyepiece until the target object becomes clear and sharp. Focusing the unit at assorted distances only requires re-adjustment of the eyepiece. Most rubber eyecups will fold out of the way for use with eyeglasses. For use without eyeglasses, extended eyecups provide the user with increased comfort and reduction of external glare.

Some binoculars are equipped with an integrated tripod adaptor fitting. It is located at the base of the center hinge of the unit. Do not attempt to disassemble or clean the binoculars or monoculars internally. If the unit requires repairs or adjustment, complete instructions may be found in the warranty. The external optical surfaces should occasionally be wiped clean with the lens cloth provided, a soft lintless cloth, or an optical quality lens paper. Keep the protective lens covers in place when the unit is not in use. Store the unit in a moisture-free environment.

CAUTION: DIRECT VIEWING OF THE SUN CAN CAUSE PERMANENT EYE DAMAGE.

DO NOT ATTEMPT TO VIEW THE SUN WITH EITHER THIS PRODUCT OR THE NAKED EYE.

FIG. 1

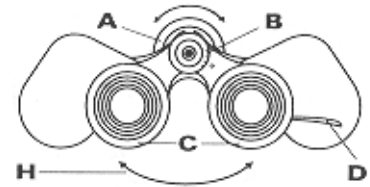


FIG. 2

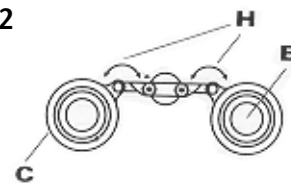


FIG. 3

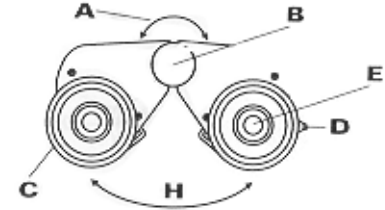


FIG. 4



LEGEND

- A Center Focus
- B IPD Scale
- C Rubber Fold-Down Eyecups
- D Zoom Lever
- E Eyepiece
- F Rubber Armored
- G Objective Lens
- H IPD Adjustment