

THE ULTIMATE Guitar Chord Chart

FEATURING:

- 120 Most Commonly Used Chords
- Easy-Reference Diagrams
- Chord Theory



C#/D \flat

D

The Ultimate Guitar CHORD CHART

Introduction

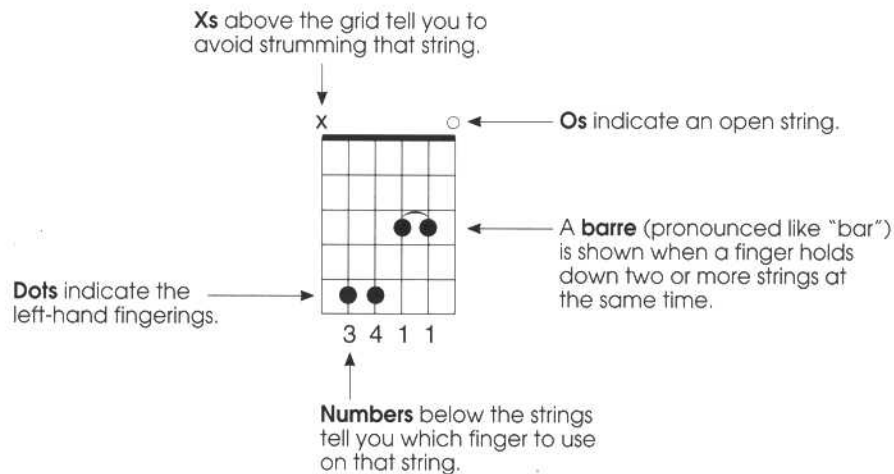
The *Ultimate Guitar Chord Chart* has been created to assist you in learning to play today's most commonly used chords. It is a fast and fun way to gain instant access to 120 essential voicings: just look up a chord and you can easily find out how to play it.

This book will not only show you the different chords and their locations, but will provide the fundamentals behind how and why each chord is constructed. This approach to learning will greatly enhance your playing and understanding of the material introduced.

How to Use This Book

To use the chart on the following pages, simply find the *letter name* of the chord in the column at the left, and the *kind of chord* (major, minor, etc.) at the top of the chart. Read down and across to find the correct chord. Suggested fingerings have been indicated, but feel free to use whatever fingering feels comfortable to you.

How to Read the Fingerboard Diagrams



ISBN 0-634-00028-4

 **HAL•LEONARD®**
CORPORATION
7777 W. BLUEMOUND RD. P.O. BOX 13819 MILWAUKEE, WI 53213

Copyright © 1999 by HAL LEONARD CORPORATION
International Copyright Secured All Rights Reserved

No part of this publication may be reproduced in any form or by any means without the prior written permission of the Publisher.

Visit Hal Leonard online at
www.halleonard.com

	MAJOR	MINOR	AUGMENTED	SUSPENDED FOURTH	SIXTH
C	<p>3 2 1</p>	<p>3 4 2 1</p>	<p>3 2 1 1</p>	<p>3 4 1 1</p>	<p>4 2 3 1</p>
C#/D ^b	<p>4 1 3 2</p>	<p>2 1 3</p>	<p>3 2 1 1</p>	<p>1 3 4</p>	<p>4 2 3 1</p>
D	<p>1 3 2</p>	<p>2 3 1</p>	<p>2 3 1</p>	<p>1 3 4</p>	<p>1 2</p>
D#/E ^b	<p>1 2 4 3</p>	<p>3 2 4 1</p>	<p>3 2 1 4</p>	<p>1 3 4</p>	<p>1 3 1 4</p>

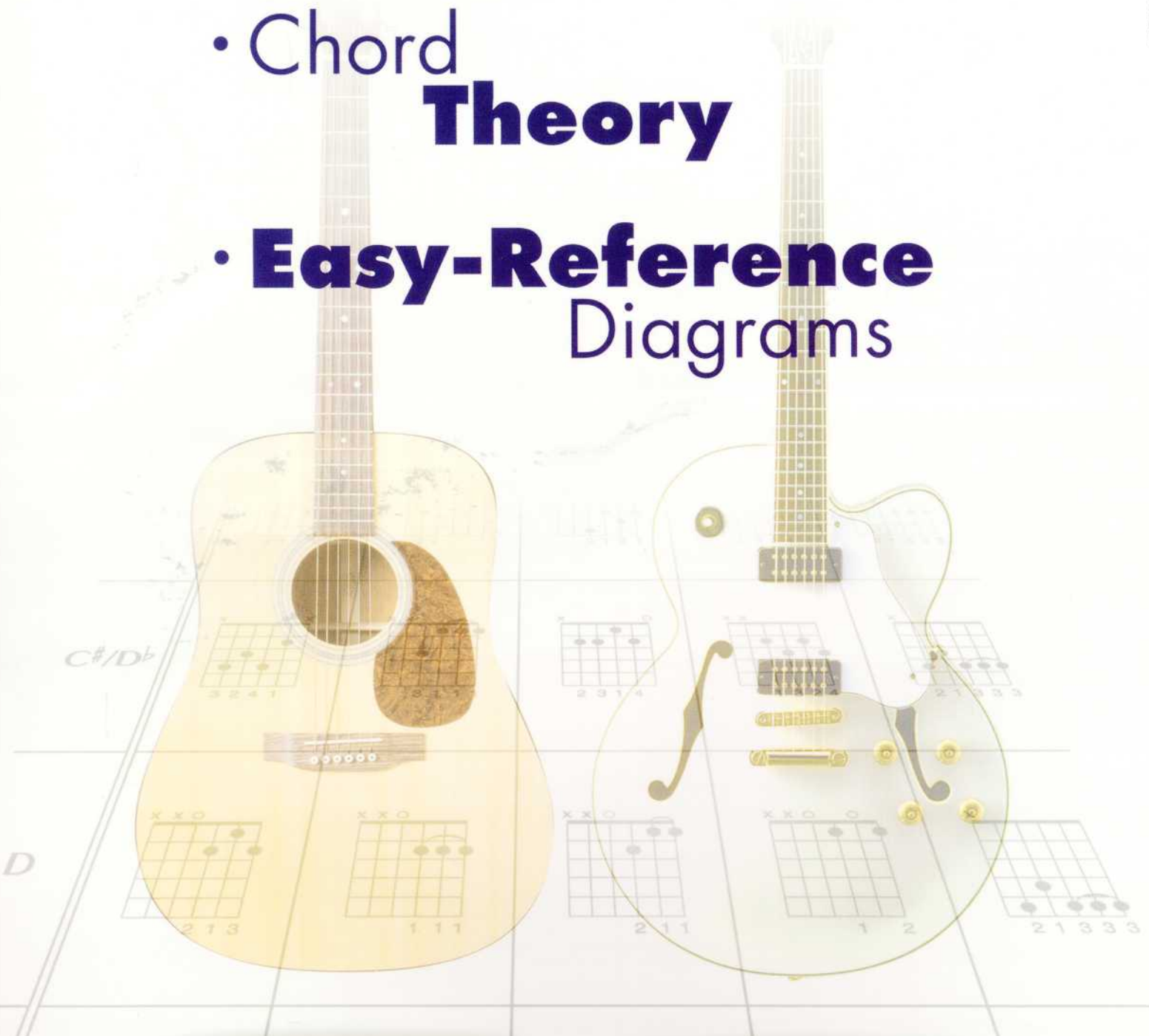
FEATURING

• **120** Most
**Commonly
Used** Chords

• Chord
Theory

• **Easy-Reference**
Diagrams

THE ULTIMATE GUITAR CHORD CHART









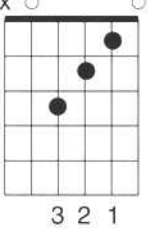


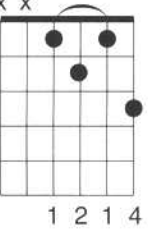
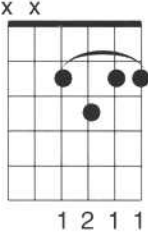
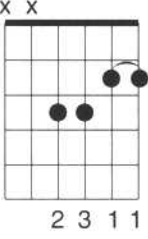

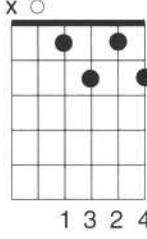



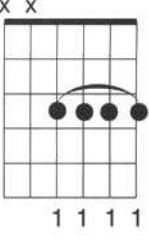


MUHL00695347
Retail Price \$1.95
THE ULTIMATE GUITAR CHORD CHART
0 73999 95347 3













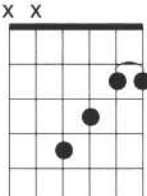
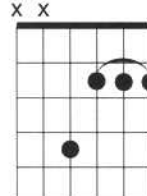





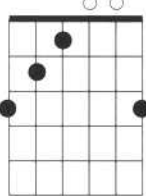


HAL•LEONARD®

HL00695347

	SEVENTH	MAJOR SEVENTH	MINOR SEVENTH	DIMINISHED SEVENTH	NINTH
C					
C#/D^b					
D					
D#/E^b					

	SEVENTH	MAJOR SEVENTH	MINOR SEVENTH	DIMINISHED SEVENTH	NINTH
E					
F					
F#/Gb					
G					

	SEVENTH	MAJOR SEVENTH	MINOR SEVENTH	DIMINISHED SEVENTH	NINTH
G[#]/A^b	<p>1 1 1 3</p>	<p>1 1 1 3</p>	<p>1 2 4</p>	<p>1 2</p>	<p>1 3 2 4</p>
A	<p>2 3</p>	<p>2 1 3</p>	<p>2 1</p>	<p>1 3 2 4</p>	<p>1 3 1 2</p>
A[#]/B^b	<p>3 1 4 1</p>	<p>3 2 4 1</p>	<p>3 1 2 1</p>	<p>1 3 4</p>	<p>2 3 3 3</p>
B	<p>2 1 3 4</p>	<p>3 2 4 1</p>	<p>2 3 4</p>	<p>1 2</p>	<p>2 1 3 3 3</p>

	MAJOR	MINOR	AUGMENTED	SUSPENDED FOURTH	SIXTH
E	 <p>2 3 1</p>	 <p>2 3</p>	 <p>3 1 2</p>	 <p>2 3 4</p>	 <p>2 3 1 4</p>
F	 <p>3 2 1 1</p>	 <p>3 1 1 1</p>	 <p>4 2 3 1</p>	 <p>3 4 1 1</p>	 <p>3 2 4 1</p>
F#/G ^b	 <p>3 2 1 1</p>	 <p>3 1 1 1</p>	 <p>4 2 3 1</p>	 <p>3 4 1 1</p>	 <p>3 2 4 1</p>
G	 <p>3 2 4</p>	 <p>3 1 1 1</p>	 <p>3 2 1 4</p>	 <p>2 3 1 4</p>	 <p>3 2</p>

	MAJOR	MINOR	AUGMENTED	SUSPENDED FOURTH	SIXTH
G[#]/A^b					
A					
A[#]/B^b					
B					

ABOUT CHORDS

What Is a Chord?

A chord is defined as three or more notes played at the same time. Chords provide the harmony that supports the melody of a song.

Sometimes chords are indicated by *chord symbols*, written above the musical staff. A chord symbol is simply an abbreviation for the name of that chord. For example, the symbol for an F-sharp minor seven chord would be F#m7.

How Are Chords Formed?

Chords are constructed from a combination of various scale steps. Major scales are constructed by a series of whole steps and half steps. Each step is numbered:

C MAJOR SCALE

The diagram shows a musical staff with a treble clef. The notes of the C major scale are written from left to right: C, D, E, F, G, A, B, C. Above the staff, triangles indicate the intervals between notes: whole step between C and D, whole step between D and E, half step between E and F, whole step between F and G, whole step between G and A, whole step between A and B, and half step between B and C. Below the staff, the notes are labeled with their scale step numbers: C (1), D (2), E (3), F (4), G (5), A (6), B (7), and C (8(1)).

These same numbers are used to indicate which steps of a scale must be combined to form the chord. The chart below is a construction summary of the chord types in this book (based on the key of C only). Use the numeric formula given to determine which tones from the major scale are contained in a certain chord. For example, based on the C major scale, 1- \flat 3-5 would mean play the root (C), a flat-ted third (E \flat), and the fifth (G)—a C minor chord.

CHORD TYPE	FORMULA	NOTE NAMES	CHORD NAMES
major	1-3-5	C-E-G	C
minor	1- \flat 3-5	C-E \flat -G	Cm
augmented	1-3- \sharp 5	C-E-G \sharp	C+
suspended fourth	1-4-5	C-F-G	Csus4
sixth	1-3-5-6	C-E-G-A	C6
seventh	1-3-5- \flat 7	C-E-G-B \flat	C7
major seventh	1-3-5-7	C-E-G-B	Cmaj7
minor seventh	1- \flat 3-5- \flat 7	C-E \flat -G-B \flat	Cm7
diminished seventh	1- \flat 3- \flat 5- \flat 7	C-E \flat -G \flat -B \flat	C $^\circ$ 7
ninth	1-3-5- \flat 7-9	C-E-G-B \flat -D	C9

Now, this is how chords are built *in theory*. But it's not necessarily how chords are played. These notes can be arranged in different positions on the fretboard, like this:

The diagram shows a guitar fretboard for a C chord. The strings are numbered 1 to 6 from bottom to top. The notes are: 1st string (open), 2nd string (3rd fret), 3rd string (2nd fret), 4th string (1st fret), 5th string (open), and 6th string (open). This is equated to a musical staff with a treble clef showing the notes C, E, G, C, E. Below the staff, the notes are labeled with their scale step numbers: C (1) - E (3) - G (5) - C (1) - E (3).