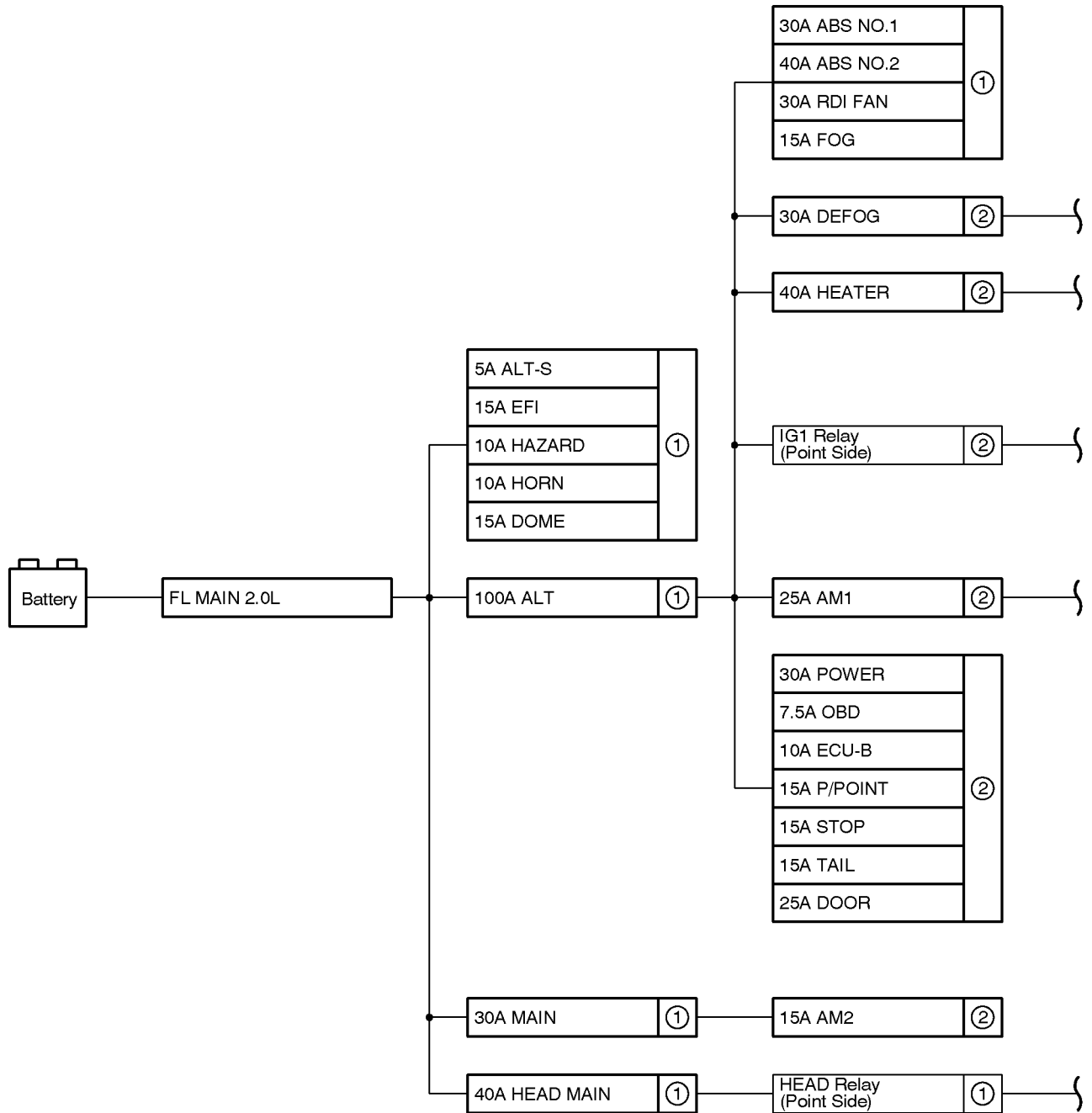
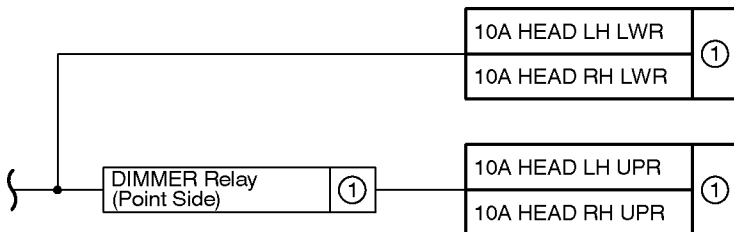
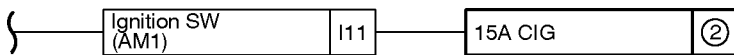
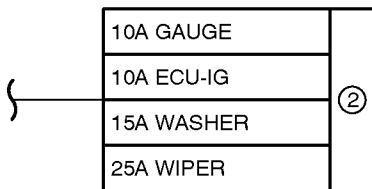
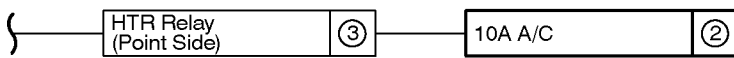
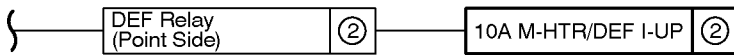
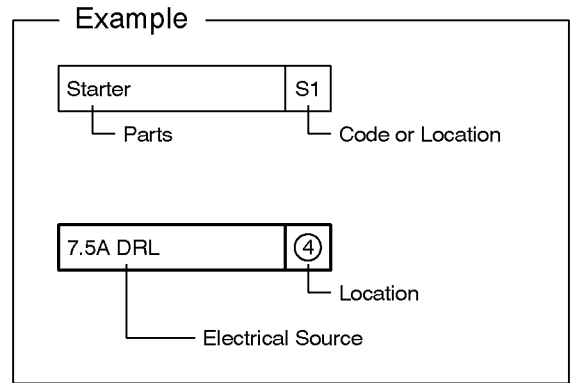


# J POWER SOURCE (Current Flow Chart)

The chart below shows the route by which current flows from the battery to each electrical source (Fusible Link, Circuit Breaker, Fuse, etc.) and other Parts.



- [LOCATION] ① : Engine Room R/B, Engine Room J/B (See Page 22)  
 ② : Instrument Panel J/B (See Page 24)  
 ③ : RH R/B, RH J/B (See Page 28)



## J POWER SOURCE (Current Flow Chart)

### Engine Room R/B, Engine Room J/B (See Page 22)

Fuse		System	Page
5A	ALT-S	Charging	56
10A	HAZARD	Turn Signal and Hazard Warning Light	78
10A	HEAD LH LWR	Headlight	70
10A	HEAD LH UPR	Headlight	70
10A	HEAD RH LWR	Headlight	70
10A	HEAD RH UPR	Combination Meter	180
		Headlight	70
10A	HORN	Horn	102
		TVIP System	134
		Wireless Door Lock Control	126
15A	DOME	ABS	154
		Clock	106
		Combination Meter	180
		Cruise Control	148
		Headlight	70
		Illumination	86
		Interior Light	90
		Light Reminder Buzzer and Key Reminder Buzzer	168
		Radio and Player	176
		Seat Belt Warning	172
		SRS	159
15A	EFI	Electronically Controlled Transmission	142
		Engine Control	58
15A	FOG	Fog Light	76
30A	ABS NO.1	ABS	154
30A	MAIN	ABS	154
		Charging	56
		Combination Meter	180
		Cruise Control	148
		Electronically Controlled Transmission	142
		Engine Control	58
		SRS	159
30A	RDI FAN	Starting and Ignition	52
		TVIP System	134
30A	RDI FAN	Radiator Fan	186
40A	ABS NO.2	ABS	154
40A	HEAD MAIN	Headlight	70
		TVIP System	134
		Wireless Door Lock Control	126

\* These are the page numbers of the first page on which the related system is shown.

Fuse		System	Page
100A	ALT	Charging	56
		Illumination	86
		Taillight	82

### Instrument Panel J/B (See Page 24)

Fuse		System	Page		
7.5A	OBD	Engine Control	58		
10A	A/C	Air Conditioning	188		
10A	ECU-B	Fog Light	76		
		Headlight	70		
		TVIP System	134		
10A	ECU-IG	ABS	154		
		Cruise Control	148		
		Radiator Fan	186		
		Shift Lock	166		
		TVIP System	134		
10A	GAUGE	ABS	154		
		Air Conditioning	188		
		Automatic Glare-Resistant EC Mirror with Compass	112		
		Back-Up Light	96		
		Charging	56		
		Combination Meter	180		
		Cruise Control	148		
		Electronically Controlled Transmission	142		
		Engine Control	58		
		Fog Light	76		
		Headlight	70		
		Heater	192		
		Interior Light	90		
		Light Reminder Buzzer and Key Reminder Buzzer	168		
		Moon Roof	140		
		Power Window	114		
10A	M-HTR/DEF I-UP	Engine Control	58		
		15A	AM2	ABS	154
				Charging	56
Combination Meter	180				
Cruise Control	148				
Electronically Controlled Transmission	142				
Engine Control	58				
SRS	159				

\* These are the page numbers of the first page on which the related system is shown.

## J POWER SOURCE (Current Flow Chart)

Fuse		System	Page
15A	AM2	Starting and Ignition	52
		TVIP System	134
15A	CIG	Cigarette Lighter	104
		Clock	106
		Power Outlet	108
		Radio and Player	176
		Remote Control Mirror	110
15A	P/POINT	Power Outlet	108
15A	STOP	ABS	154
		Cruise Control	148
		Electronically Controlled Transmission	142
		Engine Control	58
		Shift Lock	166
		Stop Light	94
15A	TAIL	Clock	106
		Engine Control	58
		Headlight	70
		Illumination	86
		Light Reminder Buzzer and Key Reminder Buzzer	168
		Taillight	82
15A	WASHER	Wiper and Washer	98
25A	DOOR	Door Lock Control	118
		Interior Light	90
		Wireless Door Lock Control	126
25A	WIPER	Wiper and Washer	98
30A	POWER	Moon Roof	140
		Power Window	114
40A	DEFOG	Rear Window Defogger	174
40A	HEATER	Air Conditioning	188
		Heater	192

\* These are the page numbers of the first page on which the related system is shown.

