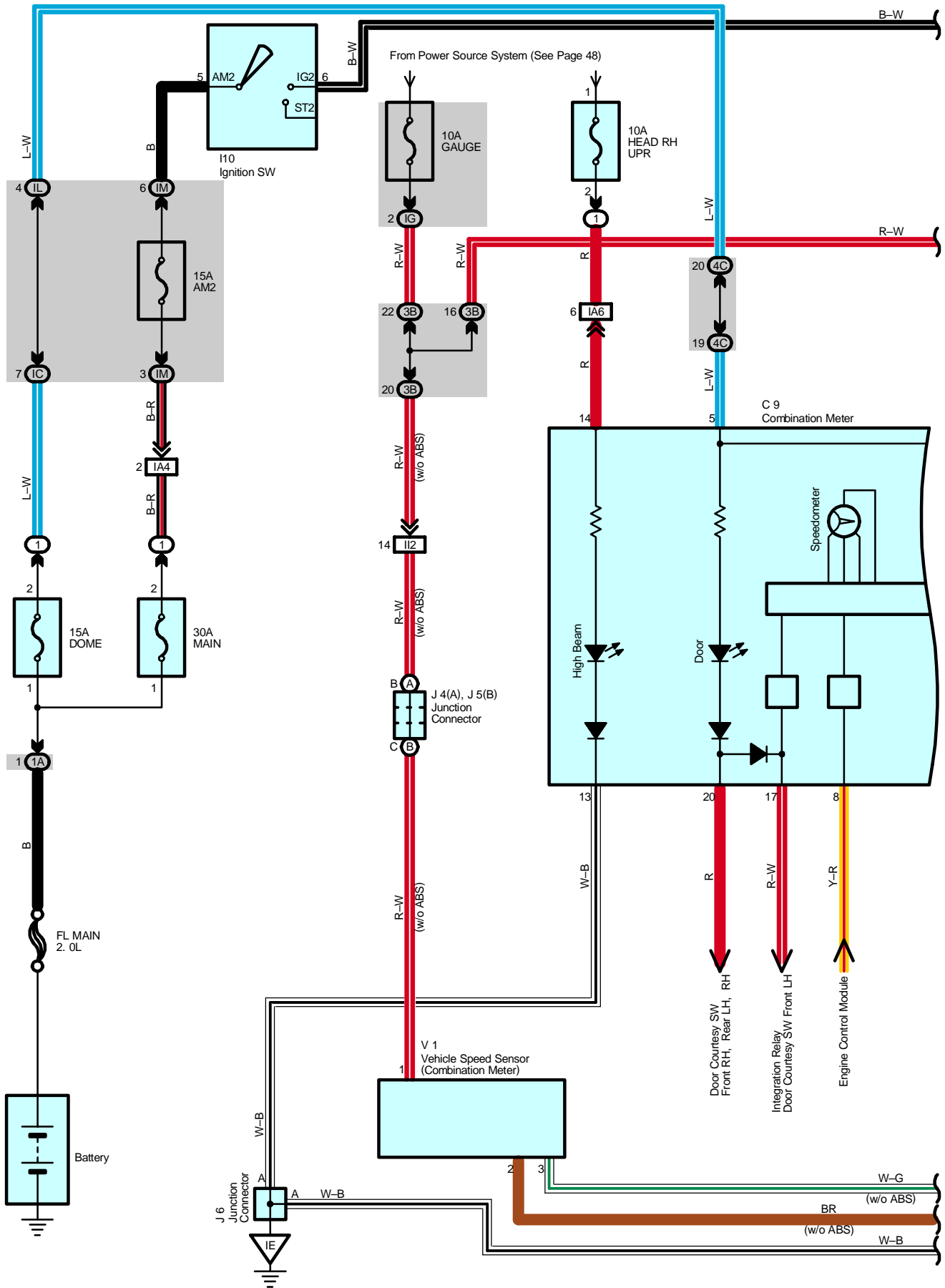
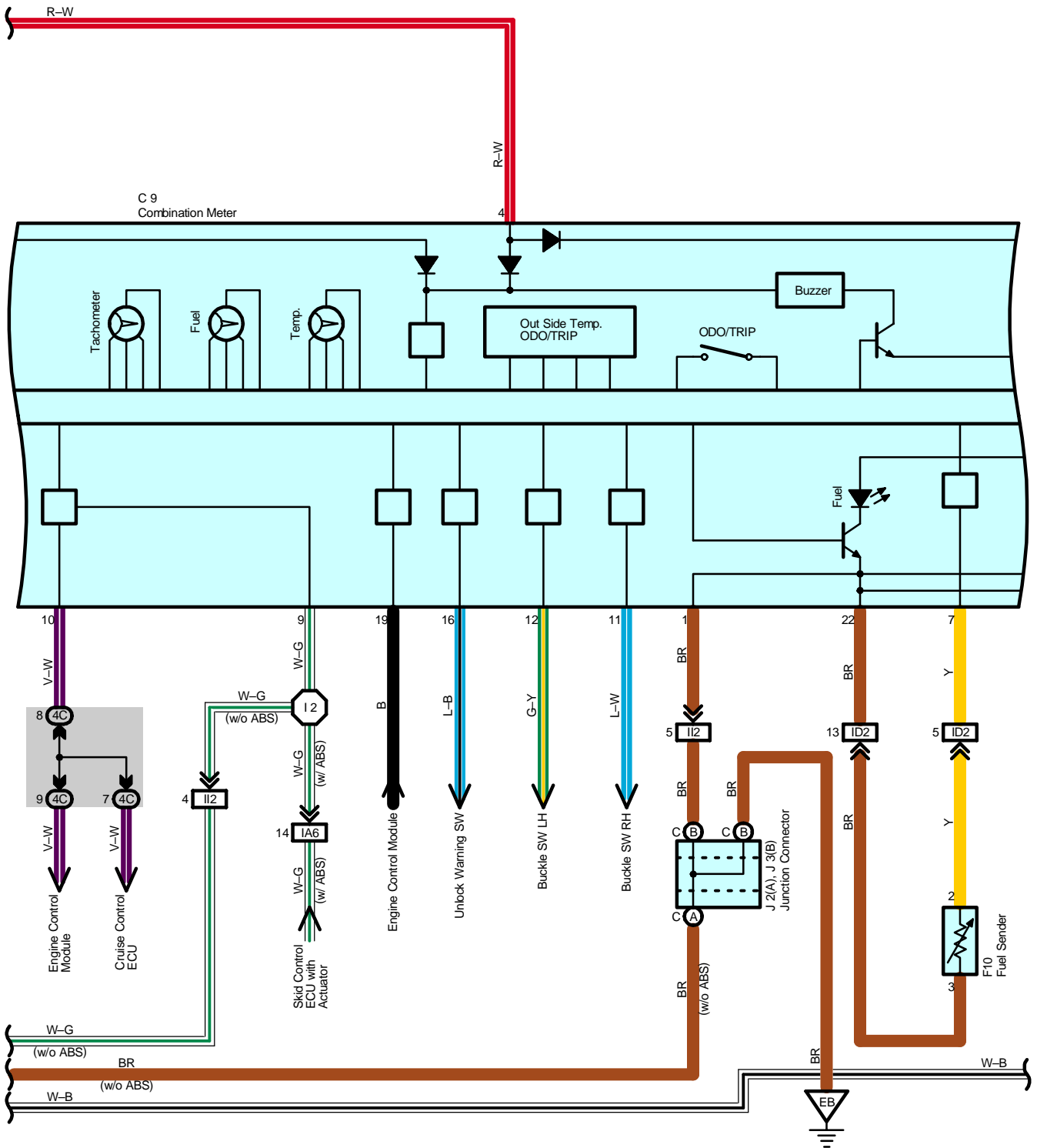


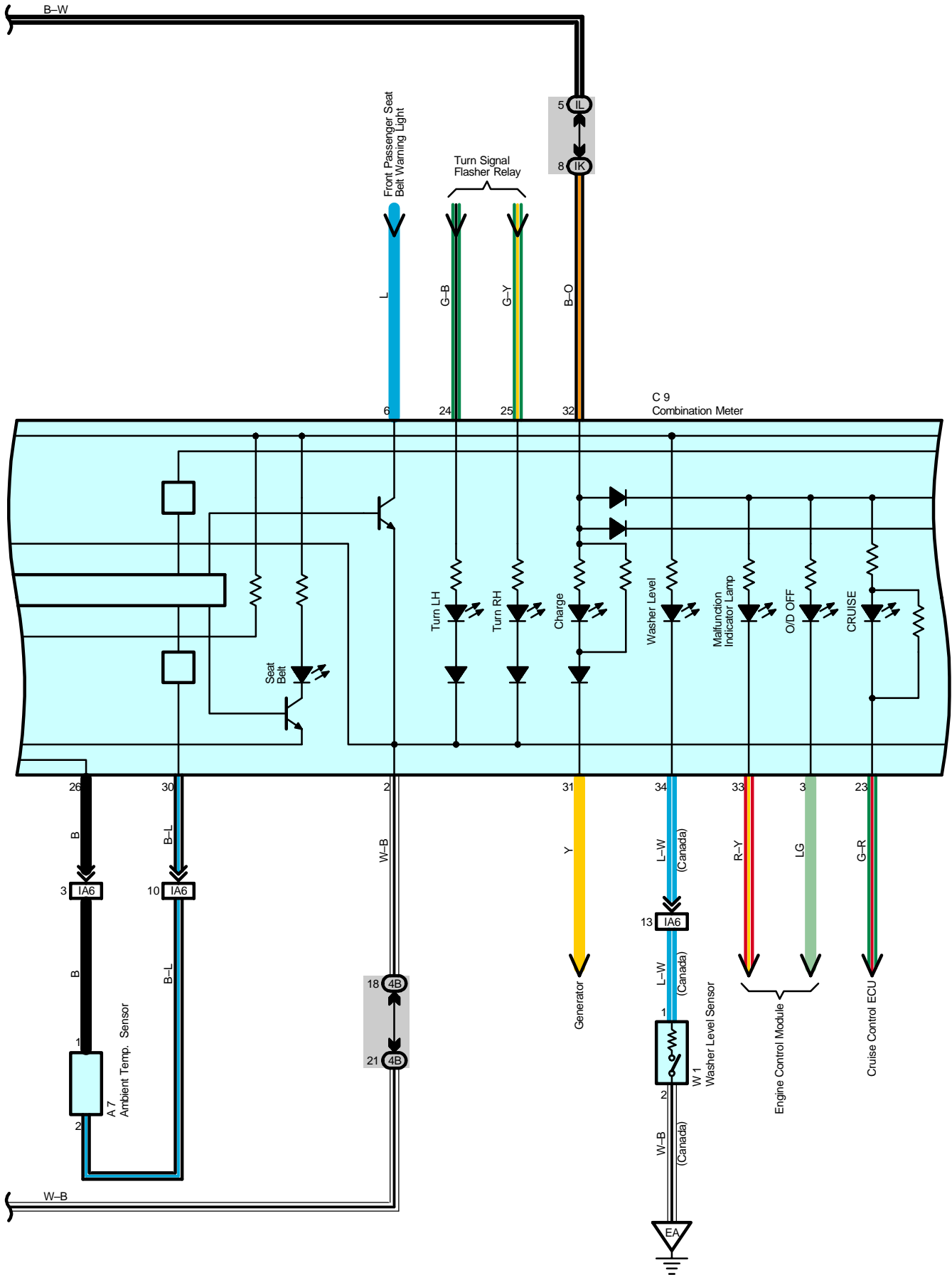
Combination Meter

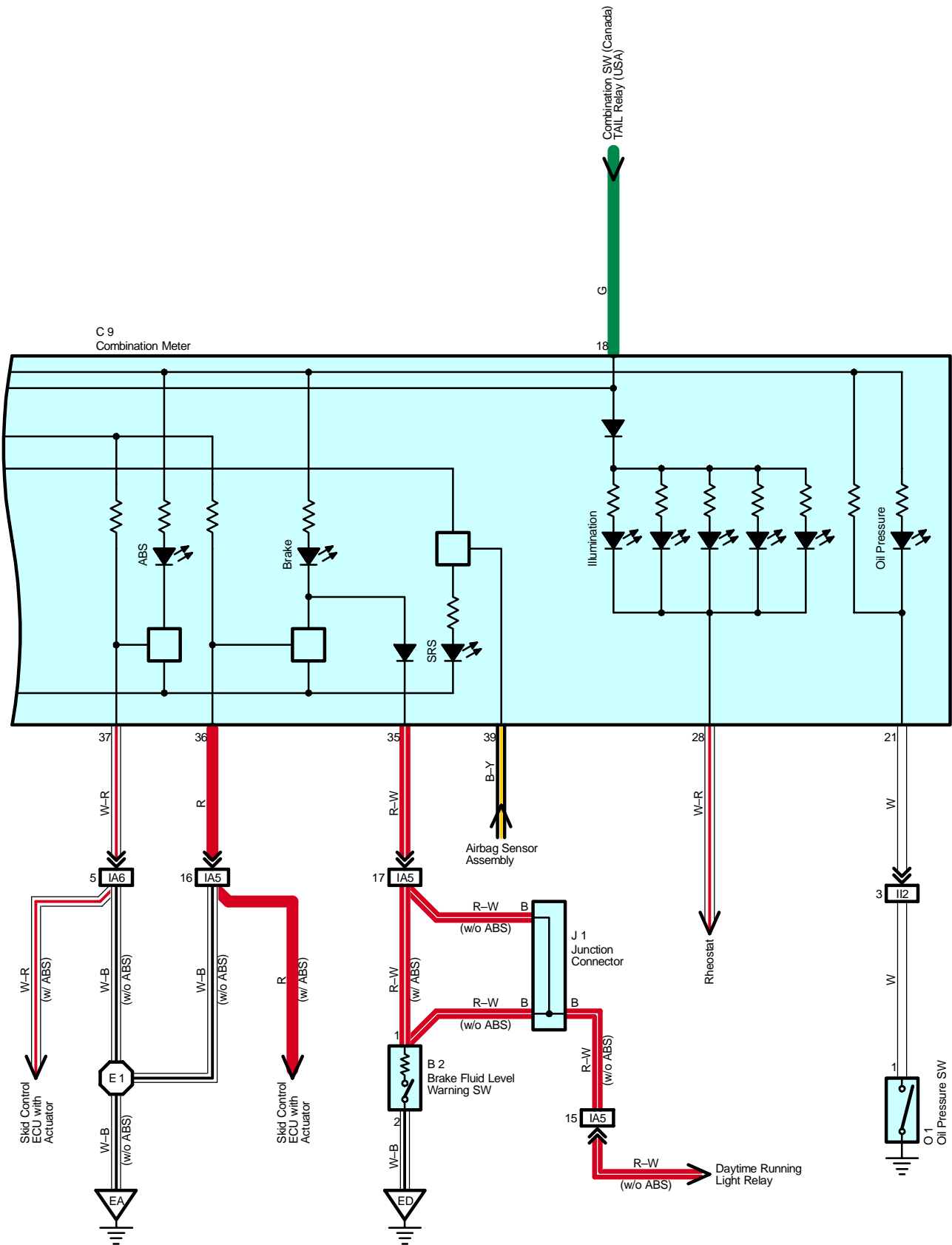


B-W



Combination Meter





Combination Meter

Service Hints

B2 Brake Fluid Level Warning SW

1-2 : Closed with the float down

C9 Combination Meter

4, 32-Ground : Approx. 12 volts with the ignition SW at ON position

1, 13, 36, 37-Ground : Always continuity

5-Ground : Always approx. 12 volts

F10 Fuel Sender

2-3 : Approx. 4 Ω at fuel full

Approx. 107 Ω at fuel empty

O1 Oil Pressure SW

1-Ground : Opened with the oil pressure above approx. 19.61 kpa (2.84 psi, 0.2 kgf/cm²)

○ : Parts Location

Code	See Page	Code	See Page	Code	See Page
A7	32	J1	33	J6	35
B2	32	J2	A 35	O1	33
C9	34	J3	B 35	V1	33
F10	36	J4	A 35	W1	33
I10	35	J5	B 35		

○ : Relay Blocks

Code	See Page	Relay Blocks (Relay Block Location)
1	22	Engine Room R/B (Engine Compartment Left)

○ : Junction Block and Wire Harness Connector

Code	See Page	Junction Block and Wire Harness (Connector Location)
IC	25	Engine Room Main Wire and Instrument Panel J/B (Lower Finish Panel)
IG	25	Instrument Panel Wire and Instrument Panel J/B (Lower Finish Panel)
IK	24	
IL		
IM		
1A	22	Engine Wire and Engine Room J/B (Engine Compartment Left)
3B	28	Instrument Panel Wire and RH J/B (Right Side of the Instrument Panel Reinforcement)
4B	30	Instrument Panel Wire and Center J/B (Behind the Combination Meter)
4C		

□ : Connector Joining Wire Harness and Wire Harness

Code	See Page	Joining Wire Harness and Wire Harness (Connector Location)
IA4	40	Engine Room Main Wire and Instrument Panel Wire (Left Side of the Instrument Panel Reinforcement)
IA5		
IA6		
ID2	42	Instrument Panel Wire and Floor Wire (Left Kick Panel)
II2	42	Engine Wire and Instrument Panel Wire (Blower Unit RH)

▽ : Ground Points

Code	See Page	Ground Points Location
EA	38	Front Right Fender
EB	38	Left Side of the Cylinder Head
ED	38	Front Left Suspension Tower
IE	40	Behind the Combination Meter



: Splice Points

Code	See Page	Wire Harness with Splice Points	Code	See Page	Wire Harness with Splice Points
E1	38	Engine Room Main Wire	I2	42	Instrument Panel Wire