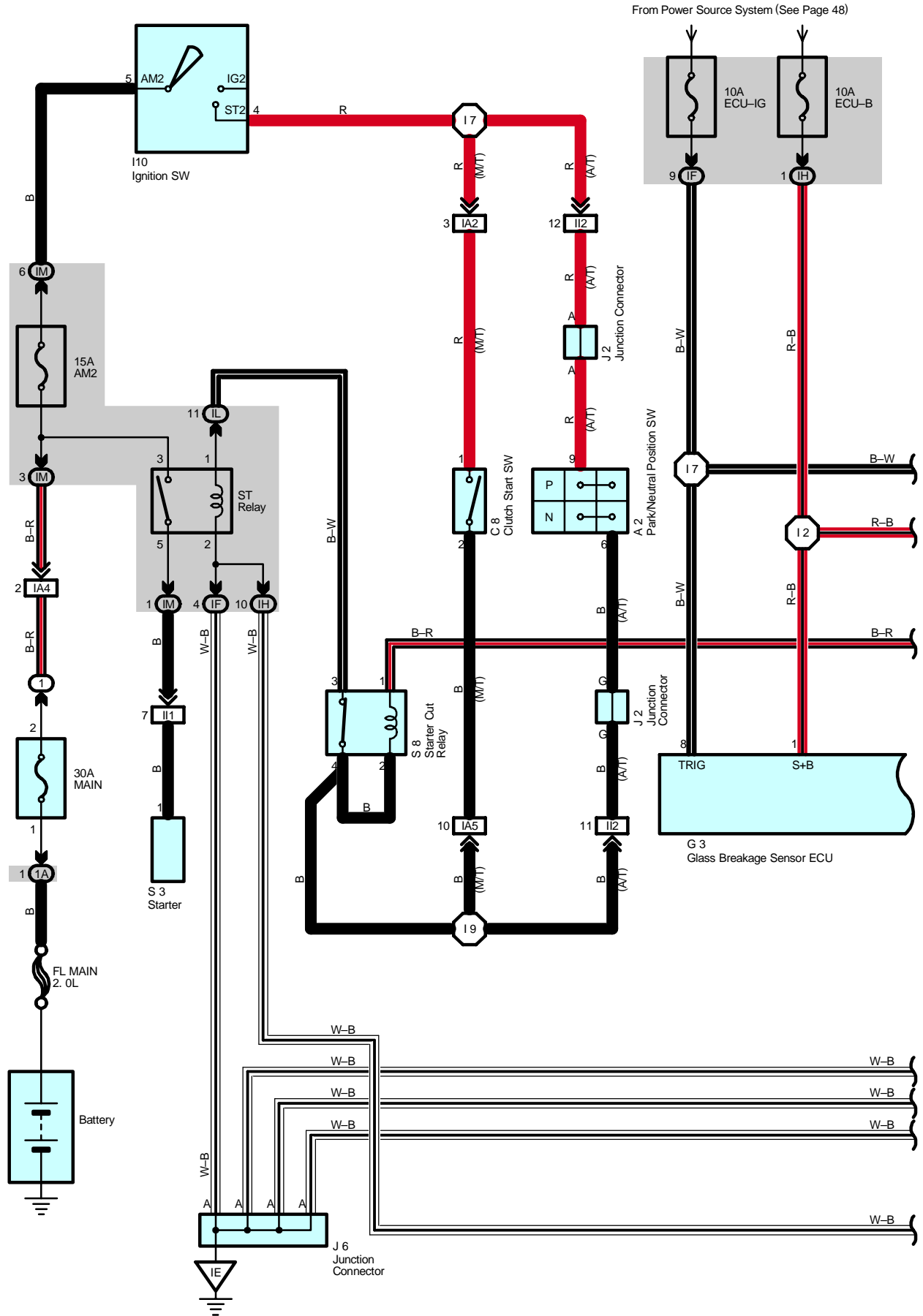
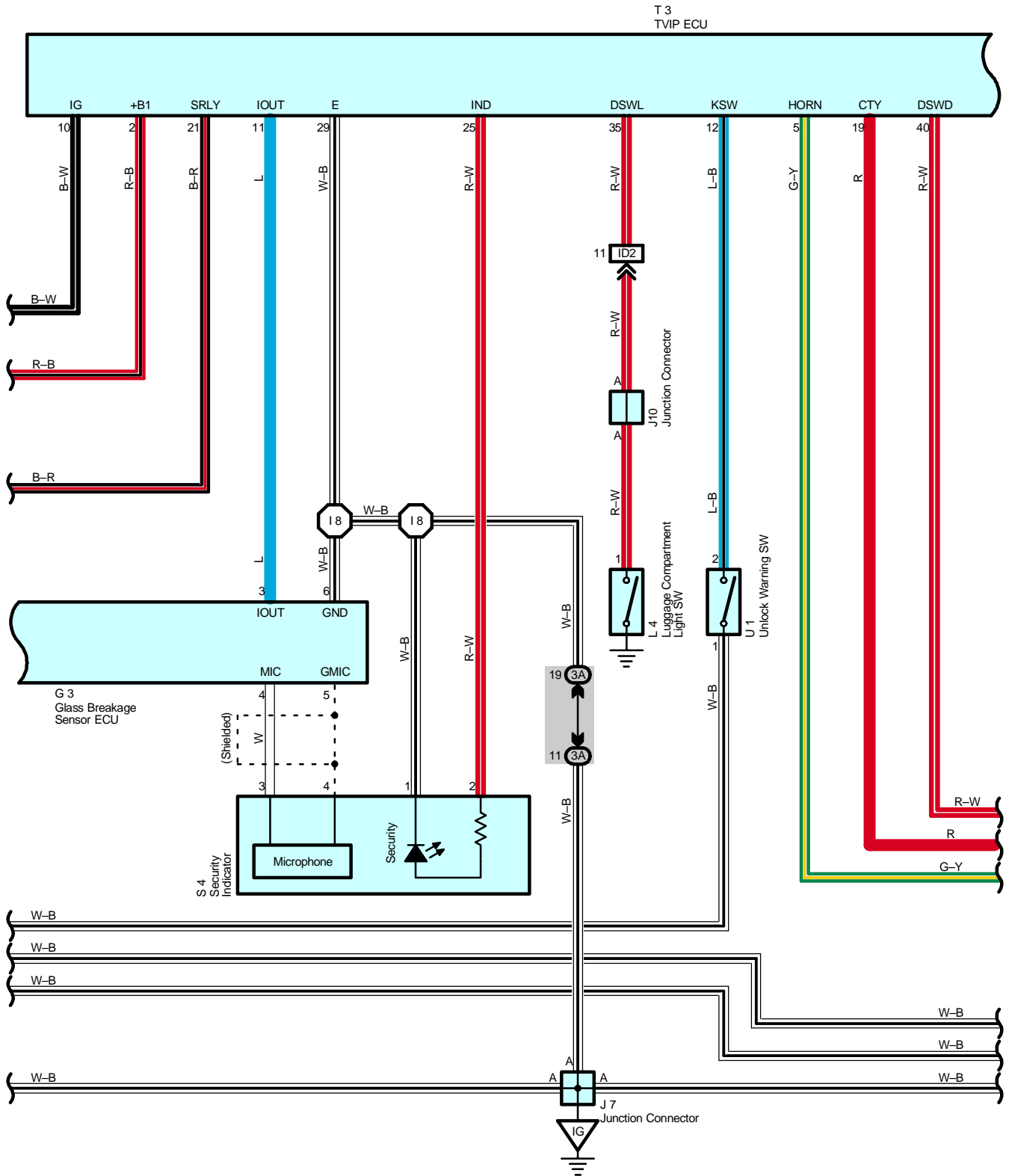


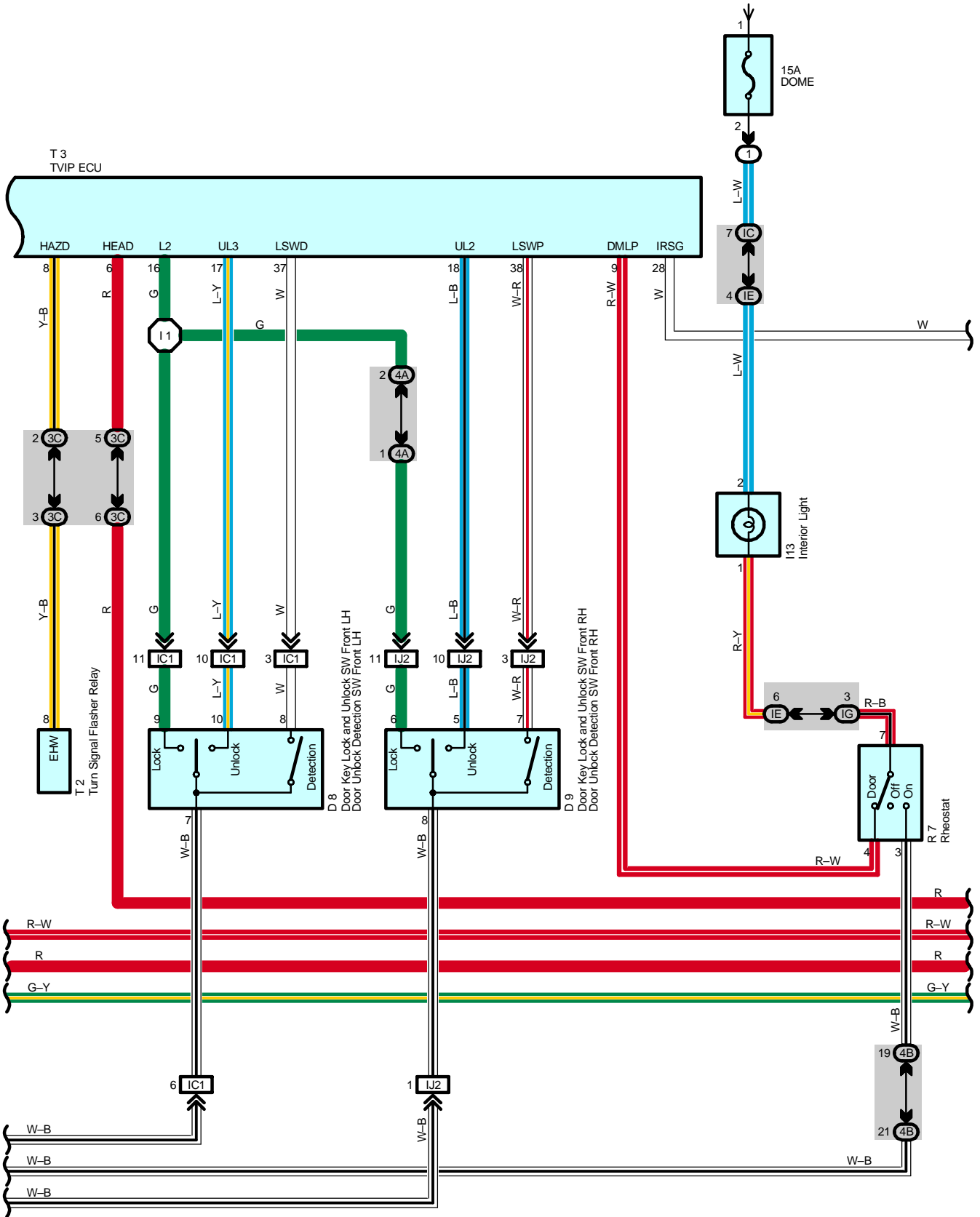
TVIP System

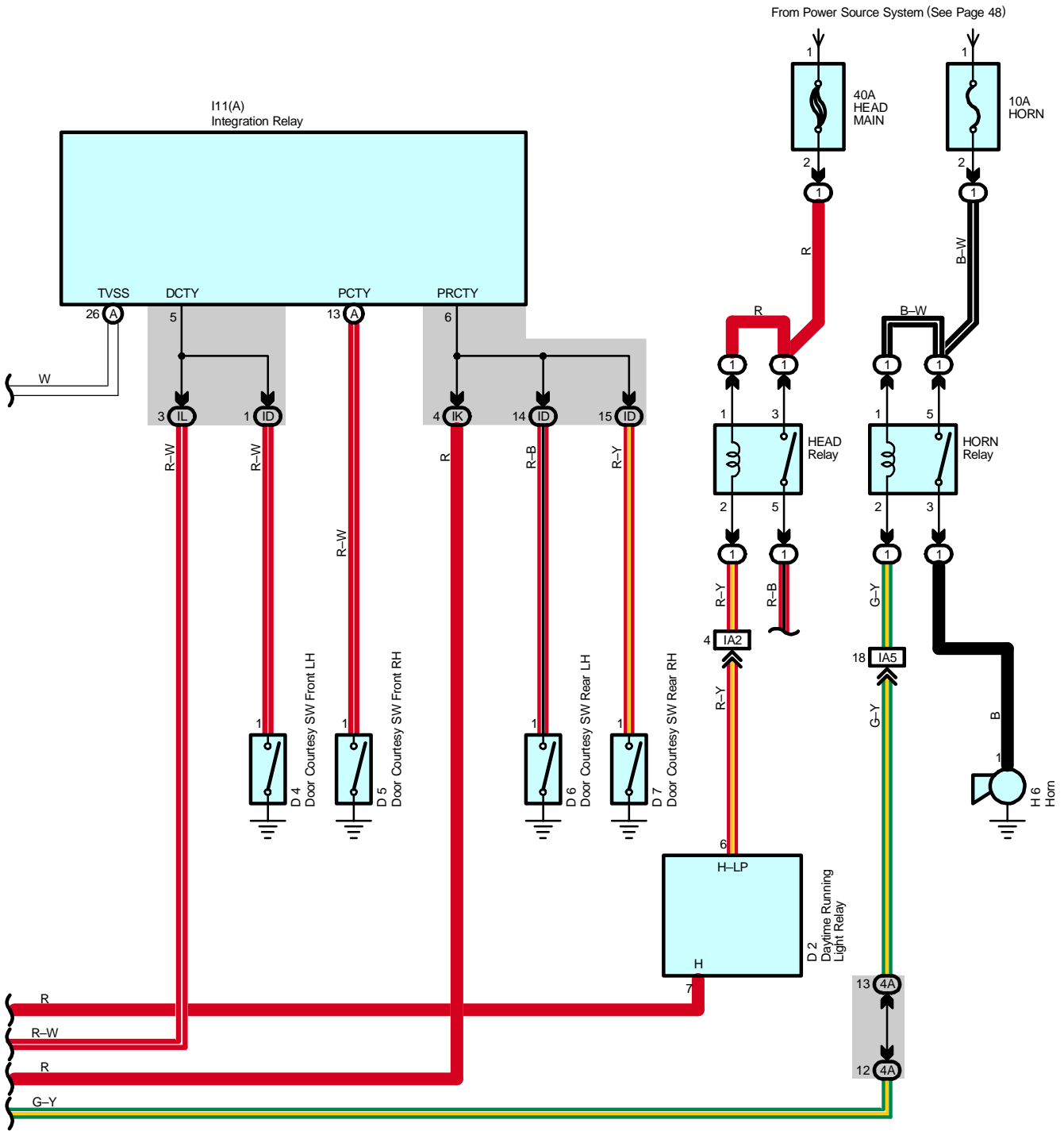




TVIP System

From Power Source System (See Page 48)





TVIP System

Service Hints

T3 TVIP ECU

10-Ground : Approx. 12 volts with the ignition SW at ON position

2-Ground : Always approx. 12 volts

29-Ground : Always continuity

○ : Parts Location

Code	See Page	Code	See Page	Code	See Page	
A2	32	G3	35	L4	36	
C8	34	H6	32	R7	35	
D2	34	I10	35	S3	33	
D4	36	I11	A	35	S4	35
D5	36	I13	36	S8	35	
D6	36	J2	35	T2	35	
D7	36	J6	35	T3	35	
D8	36	J7	35	U1	35	
D9	36	J10	36			

○ : Relay Blocks

Code	See Page	Relay Blocks (Relay Block Location)
1	22	Engine Room R/B (Engine Compartment Left)

○ : Junction Block and Wire Harness Connector

Code	See Page	Junction Block and Wire Harness (Connector Location)
IC	25	Engine Room Main Wire and Instrument Panel J/B (Lower Finish Panel)
ID	25	Floor Wire and Instrument Panel J/B (Lower Finish Panel)
IE	25	Roof Wire and Instrument Panel J/B (Lower Finish Panel)
IF	25	Instrument Panel Wire and Instrument Panel J/B (Lower Finish Panel)
IG		
IH		
IK		
IL		
IM		
1A	22	Engine Wire and Engine Room J/B (Engine Compartment Left)
3A	28	Instrument Panel Wire and RH J/B (Right Side of the Instrument Panel Reinforcement)
3C		
4A	30	Instrument Panel Wire and Center J/B (Behind the Combination Meter)
4B		

□ : Connector Joining Wire Harness and Wire Harness

Code	See Page	Joining Wire Harness and Wire Harness (Connector Location)
IA2	40	Engine Room Main Wire and Instrument Panel Wire (Left Side of the Instrument Panel Reinforcement)
IA4		
IA5		
IC1	40	Front Door LH Wire and Instrument Panel Wire (Left Kick Panel)
ID2	42	Instrument Panel Wire and Floor Wire (Left Kick Panel)
II1	42	Engine Wire and Instrument Panel Wire (Blower Unit RH)
II2		
IJ2	42	Front Door RH Wire and Instrument Panel Wire (Right Kick Panel)

▽ : Ground Points

Code	See Page	Ground Points Location
IE	40	Behind the Combination Meter
IG	40	Right Kick Panel



: Splice Points

Code	See Page	Wire Harness with Splice Points	Code	See Page	Wire Harness with Splice Points
I1	42	Instrument Panel Wire	I8	42	Instrument Panel Wire
I2			I9		
I7					