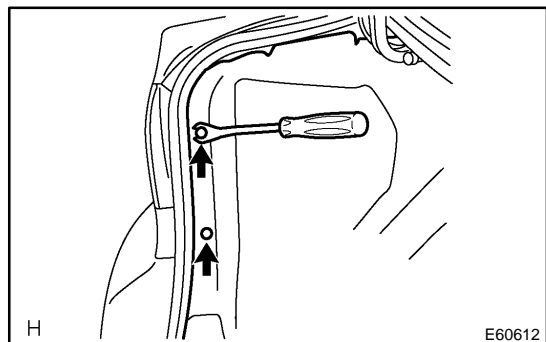


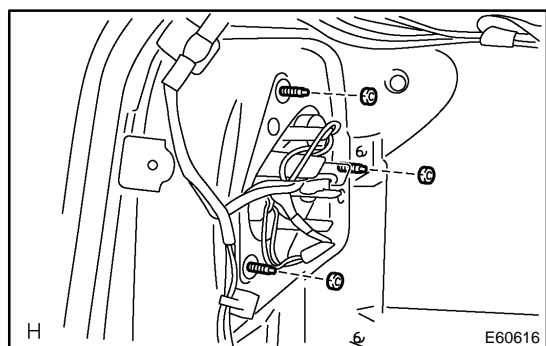
REAR COMBINATION LAMP ASSY LH REPLACEMENT

650GW-01

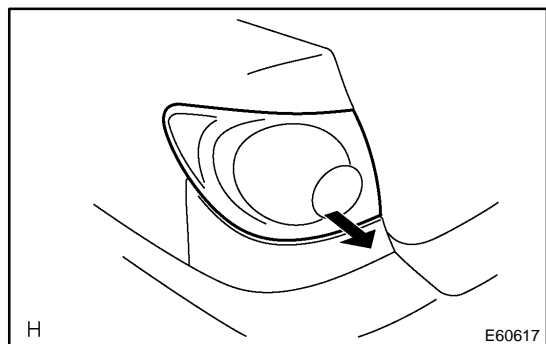
1. REMOVE REAR COMBINATION LAMP ASSY LH



- (a) Using a clipremover, remove the 2 clips and disconnect the luggage compartment trim cover LH.



- (b) Disconnect the connector and remove the 3 nuts.



- (c) Pull out the rear combination light assy LH to the back of the vehicle, and remove.