

WHEEL AND TIRE SYSTEM INSPECTION

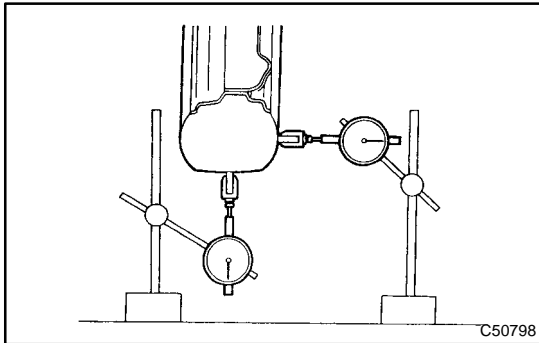
28027-01

1. INSPECT TIRE

- (a) Check the tires for wear and proper inflation pressure.

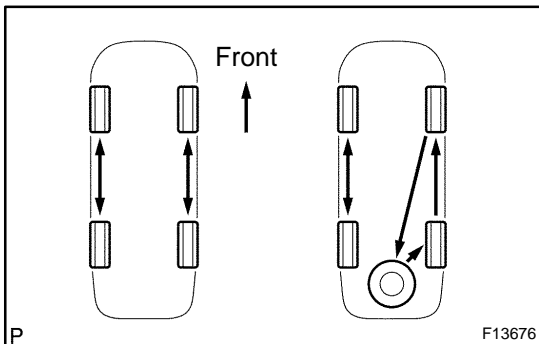
Cold tire inflation pressure:

Tire size	Front Rear kPa (kgf-cm ² , psi)
P185/65R15 86S P195/65R15 89S P195/65R15 89H	210 (2.1, 30)



- (b) Using a dial indicator, check the tire runout.

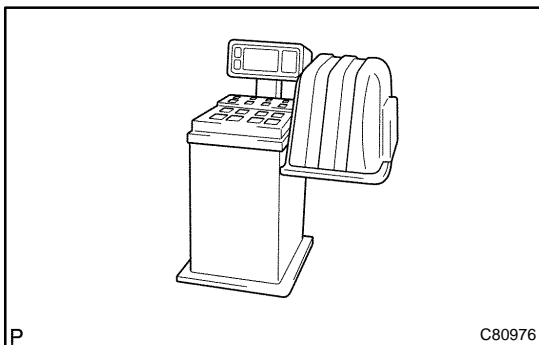
Tire runout: 3.0 mm (0.118 in.) or less



2. ROTATE TIRE

HINT:

See the illustration for where to rotate each tire when you include the spare tire in the rotation and when you do not.



3. INSPECT WHEEL BALANCE

- (a) Check and adjust the Off-the-car balance.
(b) If necessary, check and adjust the On-the-car balance.

Imbalance after adjustment: 8.0 g (0.018 lb) or less

4. INSPECT BEARING BACKLASH(See page 30-2)
5. INSPECT AXLE HUB DEVIATION(See page 30-2)