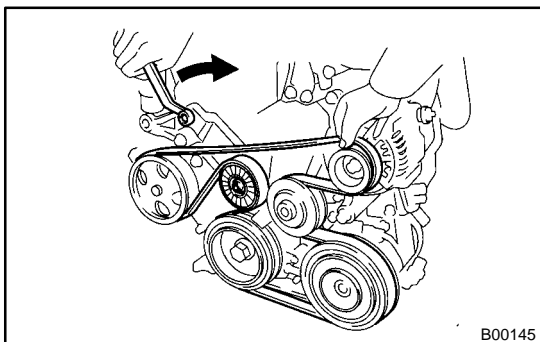
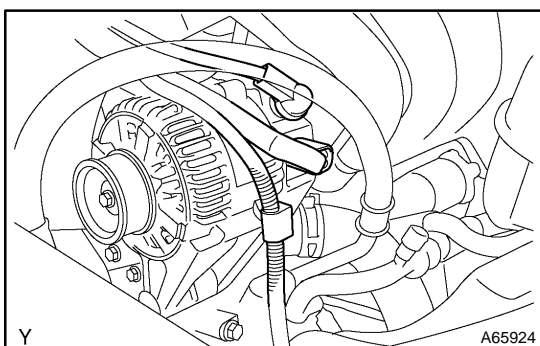


GENERATOR ASSY REPLACEMENT

1. REMOVE ENGINE UNDER COVER RH

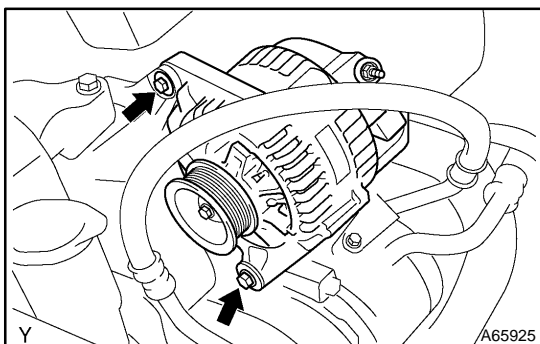


2. REMOVE FAN AND GENERATOR V BELT (See page 14-4)

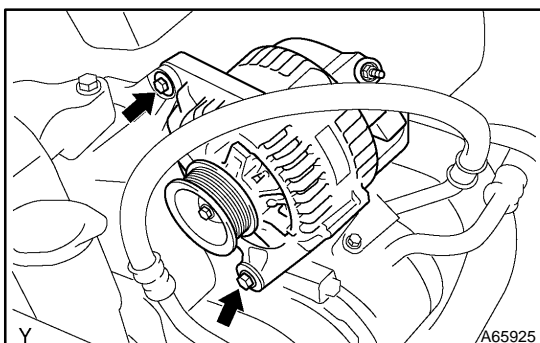


3. REMOVE GENERATOR ASSY

- Disconnect the wire clamp from the wire clip on the recti-fire end frame.
- Remove the rubber cap and nut, and disconnect the alternator wire.
- Disconnect the alternator connector.



- Remove the 2 bolts and alternator.



4. INSTALL GENERATOR ASSY

Torque:

12 mm head 25 N·m (250 kgf·cm, 18 ft·lbf)

14 mm head 54 N·m (550 kgf·cm, 39 ft·lbf)