

SRS WARNING LIGHT CIRCUIT MALFUNCTION (ALWAYS LIGHT UP, WHEN DTC IS NOT OUTPUT)

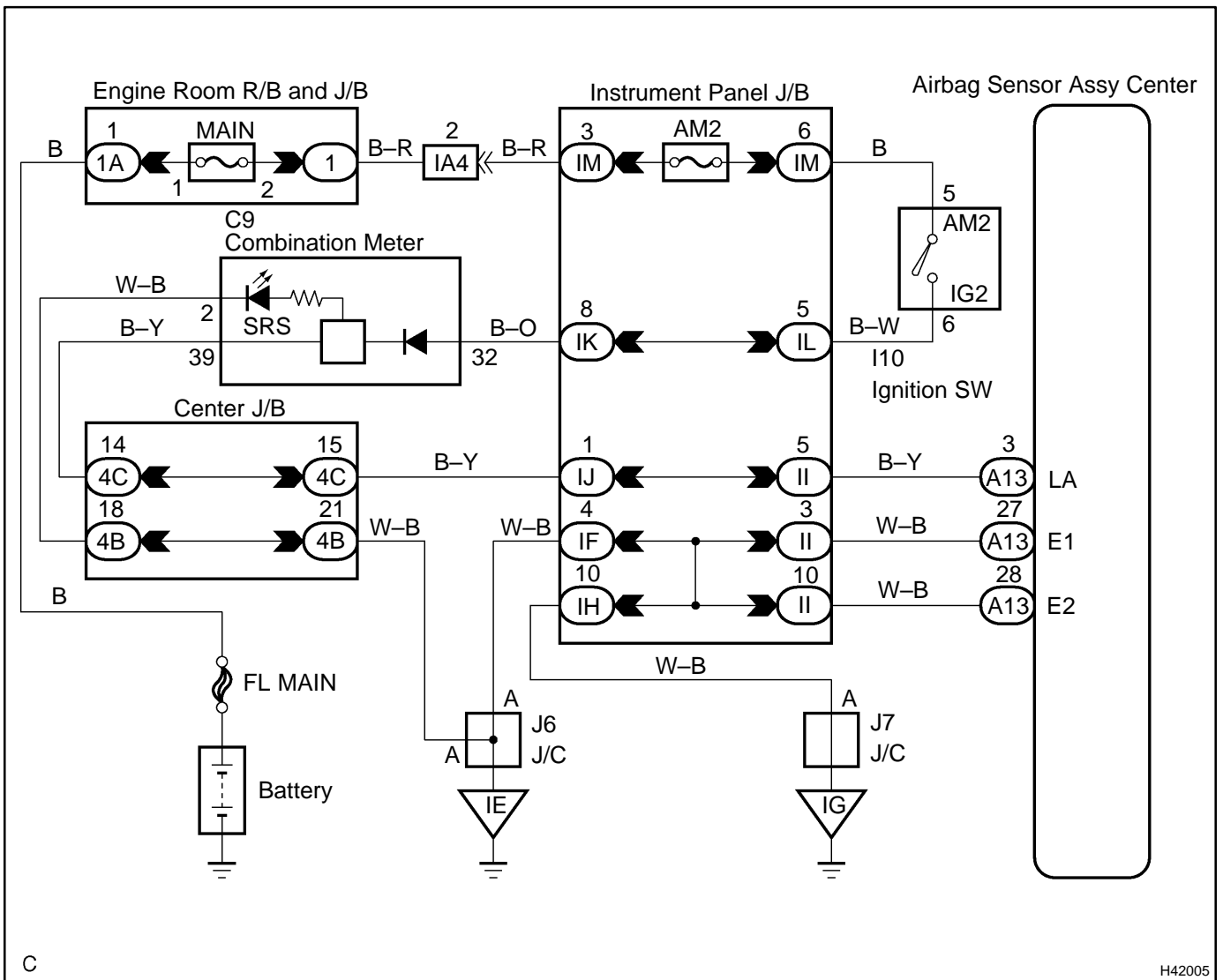
CIRCUIT DESCRIPTION

The SRS warning light is located on the combination meter.

When the SRS is normal, the SRS warning light lights up for approx. 6 seconds after the ignition switch is turned from the LOCK position to ON position, and then turns off automatically.

If there is a malfunction in the SRS, the SRS warning light lights up to inform the driver of the abnormality. When terminals Tc and CG of the DLC3 are connected, the DTC is displayed by blinking the SRS warning light.

WIRING DIAGRAM



INSPECTION PROCEDURE

1 CHECK CONNECTOR

- (a) Disconnect the negative (-) terminal cable from the battery, and wait at least for 90 seconds.
- (b) Check the connection of the combination meter connector and the airbag sensor assy center connectors.

OK:

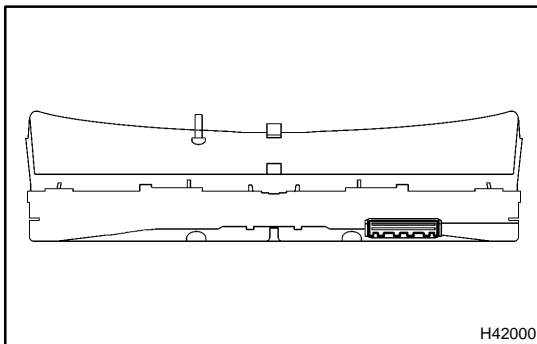
The connectors are connected.

NG

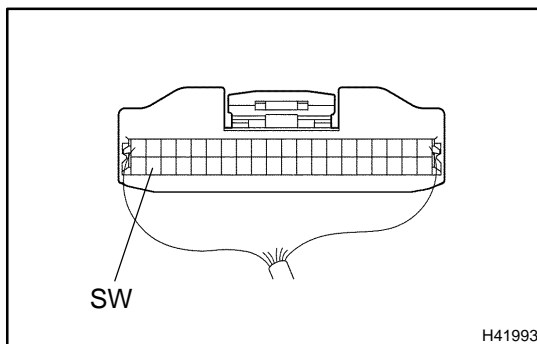
CONNECT CONNECTORS

OK

2 CHECK COMBINATION METER ASSY



- (a) Disconnect the connector from the combination meter.
- (b) Connect the negative (-) terminal cable to the battery, and wait at least for 2 seconds.



- (c) Turn the ignition switch to ON, and wait at least for 6 seconds.
- (d) Measure the voltage between SW and body ground.

OK:

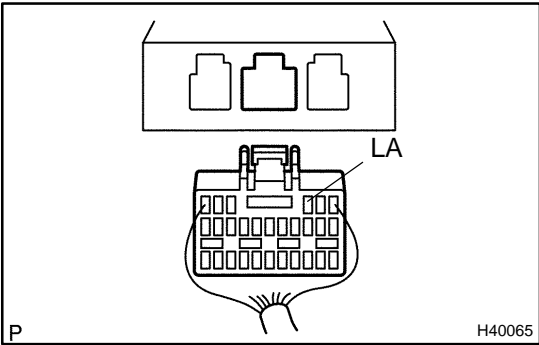
Voltage: Above 8 V

NG

REPLACE COMBINATION METER ASSY

OK

3 CHECK INSTRUMENT PANEL WIRE(AIRBAG SENSOR ASSY CENTER-COMBINATION METER ASSY)



- (a) Turn the ignition switch to LOCK.
- (b) Disconnect the negative (-) terminal cable from the battery, and wait at least for 90 seconds.
- (c) Disconnect the connector from the airbag sensor assy center.
- (d) Measure the resistance between LA and body ground.

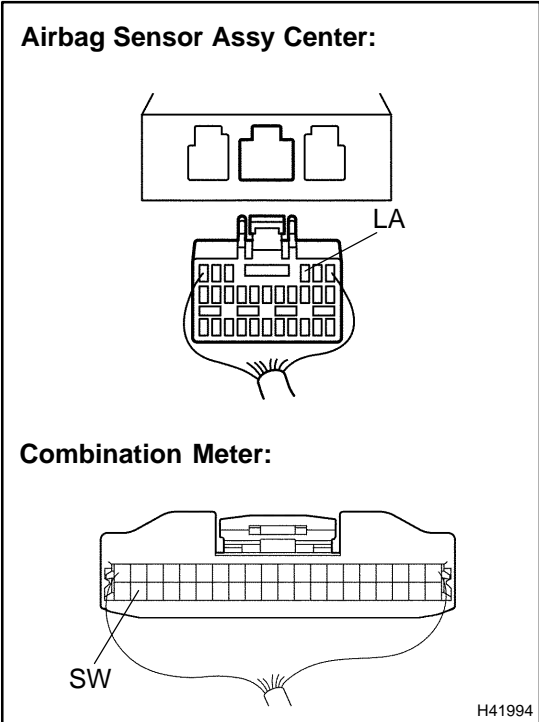
OK:
Resistance: 1MΩ or Higher

NG REPAIR OR REPLACE INSTRUMENT PANEL WIRE (AIRBAG SENSOR ASSY CENTER - COMBINATION METER ASSY)

OK

REPLACE AIR BAG SENSOR ASSY CENTER

4 CHECK INSTRUMENT PANEL WIRE(AIRBAG SENSOR ASSY CENTER-COMBINATION METER ASSY)



- (a) For the connector (on the airbag sensor assy center side) between the combination meter and the airbag sensor assy center, measure the resistance between SW and LA.

OK:
Resistance: Below 1 Ω

NG REPAIR OR REPLACE INSTRUMENT PANEL WIRE (AIRBAG SENSOR ASSY CENTER - COMBINATION METER ASSY)

OK

REPLACE AIR BAG SENSOR ASSY CENTER