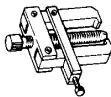
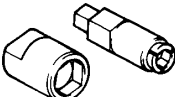

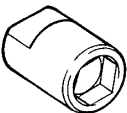


STARTING & CHARGING

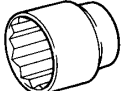

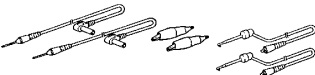
PREPARATION

022UA-01

SST

	09286-46011	Injection Pump Spline Shaft Puller	GENERATOR ASSY
	09820-63010	Alternator Pulley Set Nut Wrench Set	GENERATOR ASSY
	(09820-06010)	Alternator Rotor Shaft Wrench	GENERATOR ASSY
	(09820-06020)	Alternator Pulley Set Nut 22 mm Wrench	GENERATOR ASSY

Recommended Tools

	09011-12291	Socket Wrench for 29 mm .	GENERATOR ASSY
	09082-00040	TOYOTA Electrical Tester	STARTING SYSTEM STARTER ASSY GENERATOR ASSY STARTING SYSTEM(April, 2003) STARTER ASSY(April, 2003)
	(09083-00150)	Test Lead Set	STARTING SYSTEM GENERATOR ASSY STARTING SYSTEM(April, 2003) STARTER ASSY(April, 2003)

Equipment

Service wire harness	
Ohmmeter	
Torque wrench	
Vernier calipers	
Slide calipers	
Wooden block	