

A

TREATISE ON CHEMISTRY.

BY

H. E. ROSCOE F.R.S. AND C. SCHORLEMMER F.R.S.

PROFESSORS OF CHEMISTRY IN VICTORIA UNIVERSITY, THE OWENS COLLEGE, MANCHESTER.

VOLUME I.

THE NON-METALLIC ELEMENTS.

“Chymia, alias Alchemia et Spagirica, est ars corpora vel mīata, vel composita, vel aggregata etiam in principia sua resolvendi, aut ex principis in talia combinandi.”—STAHL, 1728.

WITH ILLUSTRATIONS, AND A PORTRAIT OF DALTON ENGRAVED BY C. H. JEENS.

NEW EDITION.

London:
MACMILLAN AND CO.
1881.

[The Right of Translation and Reproduction is Reserved.]

P R E F A C E.

It has been the aim of the authors, in writing the present treatise, to place before the reader a fairly complete, and yet a clear and succinct, statement of the facts of Modern Chemistry, whilst at the same time entering so far into a discussion of Chemical Theory as the size of the work and the present transition state of the science permit. Special attention has been paid to the accurate description of the more important processes in technical chemistry, and to the careful representation of the most approved forms of apparatus employed. As an instance of this, the authors may refer to the chapter on the Manufacture of Sulphuric Acid. For valuable information on these points they are indebted to many friends both in this country and on the Continent.

The volume commences with a short historical sketch of the rise and progress of chemical science, and a few words relative to the history of each element and its more important compounds prefaces the systematic discussion of their chemical properties. For this portion of their work, the authors wish here to acknowledge their indebtedness to Hermann Kopp's classical works on the History of Chemistry.

In the part of the volume devoted to the description of the non-metallic elements, care has been taken to select the most recent and exact experimental data, and to give references in all important instances, as it is mainly by consulting the original memoirs that a student can obtain a full grasp of his subject.

Much attention has likewise been given to the representation of apparatus adapted for lecture-room experiment, and the numerous new illustrations required for this purpose have all been taken from photographs of apparatus actually in use. The fine portrait which adorns the title-page is a copy, by the skilful hands of Mr. Jeens, of a daguerreotype taken shortly before Dalton's death.

MANCHESTER, *July*, 1877.

CONTENTS.

	PAGE
HISTORICAL INTRODUCTION	3
GENERAL PRINCIPLES OF THE SCIENCE	41
Laws of Chemical Combination	59
Gases and Vapours	74
The Continuity of Liquid and Gaseous States	78
The Kinetic Theory of Gases	80
Diffusion of Gases	84
Chemical Nomenclature	87
THE NON-METALLIC ELEMENTS	95
Hydrogen	99
Chlorine	110
Chlorine and Hydrogen	124
Bromine	142
Bromine and Hydrogen	146
Chlorine and Bromine	151
Iodine	151
Iodine and Hydrogen	158
Iodine and Chlorine	163
Fluorine	165
Fluorine and Hydrogen	167
Oxygen	171
Oxygen and Hydrogen	202
Oxygen and Chlorine	262
Oxygen and Bromine	273
Oxygen and Iodine	230
Sulphur	284
Sulphur and Hydrogen	294
Sulphur and Chlorine	301
Sulphur and Bromine	304
Sulphur and Iodine	304
Sulphur and Fluorine	305
Sulphur and Oxygen	305
Chlorides and Bromides of Sulphuric Acid	345
Selenium	354
Selenium and Hydrogen	357

	PAGE
Selenium and Chloride	358
Selenium and Bromine	359
Selenium and Iodine	360
Selenium and Fluorine	360
Selenium and Oxygen	361
Selenium and Sulphur	364
Tellurium	366
Tellurium and Hydrogen	367
Tellurium and Chlorine	368
Tellurium and Bromine	369
Tellurium and Iodine	369
Tellurium and Fluorine	370
Tellurium and Oxygen	370
Tellurium and Sulphur	373
Nitrogen	373
Nitrogen and Hydrogen	377
Nitrogen and the Elements of the Chlorine Group	395
Nitrogen and Oxygen	399
Compounds of Nitrogen with Sulphur and Selenium	430
The Atmosphere	434
Phosphorus	457
Phosphorus and Hydrogen	474
Phosphorus and Chlorine	480
Phosphorus and Bromine	484
Phosphorus and Iodine	485
Phosphorus and Fluorine	486
Oxides and Oxyacids of Phosphorus	487
Phosphorus and Sulphur	509
Phosphorus and Nitrogen	513
Arsenic	517
Arsenic and Hydrogen	519
Arsenic and Chlorine	521
Arsenic and Bromine	522
Arsenic and Iodine	523
Arsenic and Fluorine	523
Oxides and Oxyacids of Arsenic	523
Arsenic and Sulphur	531
Arsenic and Selenium	534
Arsenic and Phosphorus	534
Boron	541
Boron and Chlorine	544
Boron and Bromine	546
Boron and Fluorine	546
Oxides and Oxyacids of Boron	548
Boron and Sulphur	554
Boron and Nitrogen	554
Silicon or Silicium	555
Silicon and Hydrogen	558
Silicon and Chlorine	559
Silicon and Bromine	562

CONTENTS.

xi

	PAGE
Silicon and Iodine	563
Silicon and Fluorine	564
Silicon and Oxygen	566
Silicon and Sulphur	574
Silicon and Nitrogen	575
Carbon	576
Carbon and Hydrogen	603
Carbon and Chlorine	617
Carbon and Oxygen	618
Carbon and Sulphur	641
Carbon and Nitrogen	655
 CRYSTALLOGRAPHY	 705

CHEMISTRY.

CHEMISTRY.

HISTORICAL INTRODUCTION.

In looking back at the history of our Science, we find that although the ancient world possessed a certain empirical knowledge of chemical facts derived chiefly from an acquaintance with pharmaceutical and manufacturing art, the power of connecting or systematizing these facts was altogether wanting.

The idea of experimental investigation was scarcely understood, and those amongst the ancients who desired to promote a knowledge of Nature attempted to do so rather by pursuing the treacherous paths of speculation, than the safe though tedious route of observation and experiment. They had no idea of the essential differences which we now perceive between elements and compound substances, nor did they understand the meaning of chemical combination. The so-called Aristotelian doctrine of the four elements, Earth, Water, Air or Steam, and Fire, bore no analogy to our present views as to the nature and properties of the chemical elements, for with Aristotle these names rather implied certain characteristic and fundamental properties of matter than the ideas which we now express by the term chemical composition. Thus "Earth" implied the properties of dryness and coldness; "Water," those of coldness and wetness; "Air or Steam," wetness and heat; "Fire," dryness and heat. All matter was supposed to be of one kind, the variety which we observe being accounted for by the greater or less abundance of these four conditions which were supposed to be essential to every substance, that which was present in the greatest degree giving to the substance its characteristic pro-

perties. To men holding such views, a change of one kind of matter into a totally different kind appeared probable and natural. Thus, the formation of water from air or *vice versa* is described by Pliny as a usual phenomenon seen in the formation and disappearance of clouds, whilst the ordinary experience, that cold acts as a solidifying and hardening agent, bears out Pliny's view, that rock crystal is produced from moisture, not by the action of heat, but by that of cold, so that it is, in fact, a kind of ice. A transformation of one sort of substance into another quite different thus appears not only possible but probable, and we are not surprised to learn that, under the influence of the Aristotelian philosophy, which throughout the middle ages was acknowledged to be the highest expression of scientific truth, the question of the transmutability of the base into the noble metals was considered to be perfectly open.

To this period of the practice of alchemy, the search after the artificial production of the noble metals, we may assign the earliest dawn of our science; and alchemy appears to have had its origin in Egypt. In the Byzantine writers of the fourth century the word *chemia* first occurs as the name of the art which treats of the production of gold and silver,¹ and as all these authors were closely connected with the celebrated schools of Alexandria, the last resting-place of the proscribed secrets of the Egyptian priests, it appears probable that our science was first practised in Egypt. Plutarch, indeed, states that the old name for Egypt was *Chemia*, and that this name was given to it on account of the black colour of its soil. The same word was used to designate the black of the eye, as the symbol of the dark and mysterious. It is, therefore, pretty certain that chemistry originally meant Egyptian,—or secret—knowledge, as it was afterwards termed the Secret or Black art.

The Aristotelian philosophy became known to and was extended by the Arabians, who, in the year 640, overran Egypt, and thence, through Northern Africa, penetrated into Spain. They first became acquainted with chemistry in Egypt, and prefixed the Arabic article to the original name, so that the word alchemy has from that time been used to signify the art of making gold and silver.

The works of Geber, the most celebrated of Arabian

¹ Kopp. *Beiträge zur Geschichte der Chemie*. 1 Stück. p. 40.

alchemists, are handed down to us through Latin translations. In these books, which may with truth be considered to be the oldest chemical writings, we learn that the aim of the science of which Geber treats is the transmutation of the base into the noble metals. He describes many chemical operations, such as filtration, distillation, crystallization, and sublimation; and by these he prepares new substances or purifies the old ones. Bodies such as alum, green vitriol, saltpetre, and sal-ammoniac are employed; and we find that he was able to prepare nitric acid, or *aqua fortis*, and from it the valuable solvent for gold, *aqua regia*. It is probable that even sulphuric acid was known to Geber, and certainly a number of metallic compounds, amongst which were mercuric oxide and corrosive sublimate, the preparation of which he describes, were known. Geber was the first propounder of a chemical theory. He asserts that the essential differences between the metals are due to the preponderance of one of two principles, mercury and sulphur—of which all the metals are composed. The first principle is characteristic of the truly metallic qualities, whilst the latter causes the peculiar changes noticed when the metals are exposed to heat. The noble metals were supposed to contain a very pure mercury, and are therefore, unalterable by heat, whilst the base metals contain so much sulphur that they lose their metallic qualities in the fire. These constituents may, however, not only be present in different proportions, but also in different degrees of purity or in different states of division; and thus it might naturally be supposed that, if not by a variation in their relative quantity, at any rate by a change in their condition, such an alteration in the properties of one metal may be brought about as would produce from it some other known metal. Thus gold and silver contain a very pure mercury, which in the one instance is combined with a red and in the other with a white sulphur; and he explains the fact that these two metals amalgamate so easily because they already contain a large quantity of mercury, and are therefore quickly attracted by the liquid metal.

Whilst Greece and Italy sank deeper and deeper into barbarism, arts and science flourished under Arabian dominion, and the academies of Spain were thronged with students from all parts of the Christian world. The knowledge of alchemy spread from this source over Western Europe, and in the thirteenth century we find alchemists of the Arabian school

in all the chief countries of Europe. In Christian Spain lived the celebrated Raymund Lully; in France we hear of Arnold Villanovanus; Albertus Magnus flourished in Germany. Then Thomas Aquinas, pupil of Albertus, was also an alchemist, as was our own Roger Bacon (1214-1294), who was tried at Oxford for sorcery, and who, to disprove these charges wrote the celebrated treatise,¹ in which he shows that appearances then attributed to supernatural agency were due to common and natural causes. It was Roger Bacon, from his rare accomplishments and learning termed Doctor Mirabilis, who first pointed out the possible distinction between theoretical alchemy, or chemistry studied for its own sake, on the one hand, and practical alchemy, or the striving after certain immediately useful ends, on the other.

Although all these men agreed that the transmutation of metals was not only possible but that it was an acknowledged fact, and that for the preparation of gold and silver the philosopher's stone was needed, it is difficult, not to say impossible, now to understand their methods or processes, inasmuch as all that they have written on this subject is expressed in the ambiguous and inflated diction of the Byzantine and Arabian authors.

The fourteenth century finds the study of alchemy widely spread over the civilized world, and the general attention which the subject attracted gave rise to the discovery of a large number of chemical substances. By the end of the fifteenth century, although the knowledge of chemical facts had continued to increase, the old views respecting the ultimate composition of matter were still accepted. In addition, however, to the sulphur and mercury, supposed by Geber to be the universal constituents of matter, we find Basil Valentine adopting a third constituent, viz. salt. We must bear in mind however that, these three principles like the four Aristotelian elements, were not supposed to be identical with the common substances which bear their names.

About this time the new era of medical chemistry begins. Its connection with the past is readily recognised in the search after the elixir vitæ, a panacea for all the ills that flesh is heir to. This search, however, led to the discovery of many potent medicines, for we find that Basil Valentine, whilst seeking for the philosopher's stone, taught much respecting the medical value of many of his preparations; as is seen

¹ *Epistola de secretis operibus artis et nature, et nullitate magie.*

in his remarkable investigations on the grey ore of antimony, published under the fantastic title of the *Triumph-Wagen des Antimonii*. In this work the characteristic properties of the antimony compounds are so completely given that up to the beginning of this century hardly any further knowledge of this subject had been gained. Basil Valentine appears to have been the first to employ reactions in the wet way, for he says: "Zuletzt merke, dass die Philosophie zweien Wege gehabt, den nassen Weg, welchen ich gebraucht habe, so dann den trocknen Weg."

That men of such wide experience and great powers could bring themselves to believe in the possibility of the discovery of the philosopher's stone, a substance of such potency that when thrown on the base metals in a state of fusion (moment of projection) it transmutes them into gold and silver, appears to us very remarkable. No one doubted the possibility of such a transmutation, and the explanation may be found in the fact, at that time well known, that the colour of certain metals can be altered by the addition of other bodies. Thus Geber knew that when red copper is melted with tutty, an impure oxide of zinc, the golden-yellow brass is obtained; and also that other minerals (those which we now know to contain arsenic) give to copper a silver-white colour. Still the difference between these alloys and the noble metals must soon have been discovered, and the possibility of the transmutation lay rather in the notion already alluded to, that the different metals contained the same constituents arranged either in different quantities or in different states of purity. Nor were experimental proofs of this view wanting. Thus Geber believed, that by adding mercury to lead the metal tin was formed, and the solid amalgam does closely resemble tin in its appearance. Then again the metallurgical processes were in those days very imperfect, and the alchemists saw proof of their theory in the formation of a bead of pure silver from a mass of galena, or in the extraction of a few grains of gold out of a quantity of pyrites. It was not until the beginning of the seventeenth century that Basil Valentine proved that galena frequently contains silver, and that traces of gold are often found in iron pyrites. Even so late as 1709 we find Homberg stating that pure silver after melting with pyrites is found to contain gold, and it was only after several chemists had performed the experiment with a like result that the mineral itself was acknowledged to contain traces of gold.

Again, it was not until this time that salts were recognised to be metallic compounds, and the precipitation of copper from a solution of blue-stone by metallic iron was supposed to be a transmutation of iron into copper. These apparent experimental proofs of the truth of the alchemical doctrine were accompanied by a mass of historical evidence; that is, of stories handed down from generation to generation, in which cases of the transmutation of metals are circumstantially narrated. Thus the belief in the fundamental principle of alchemy became firmly established.¹

A satisfactory explanation of the belief in the power of the philosopher's stone to heal disease and to act as the *elixir vite*, the grand panacea for human ills, is more difficult to find. It may possibly have at first arisen from a too literal interpretation of the oriental imagery found in the early Arabian writers, where, although the peculiar doctrine of *elixir vite* is unknown, we find such passages as the following: "If thou carriest out my prescription with due care thou shalt heal the bad disease of poverty." The Arabians called the base metals "diseased." Thus Geber says, "Bring me the six lepers, so that I may heal them;"—that is, transmute the other six known metals into gold. The belief in the healing power of the philosopher's stone was also much strengthened by the discovery, about this time, of many substances which produce remarkable effects on the human frame, and of these the alchemists of the thirteenth century write in the most fantastic and exalted terms.

The man who effected the inestimable union between chemistry and medicine was Paracelsus (1493-1541). Like his predecessors, he assumed the existence of the three components of all inorganic substances, but he was the first who included animal and vegetable bodies in the same classification, and he held that the health of the organism depends on the continuance of the true proportions between these ingredients, whilst disease is due to a disturbance of this proper relation.

The era thus inaugurated by Paracelsus continued up to the end of the seventeenth century. Chemistry was the handmaid of medicine, and questions respecting the ultimate composition of matter were considered of secondary importance to those relating to the preparation of drugs. Of the contemporaries of Paracelsus, Agricola (1490-1555) was one of the most distinguished, and his remarkable work *De Re Metallica*, con-

¹ For further information on this subject Kopp's classical work, *Der Geschichte der Chemie*, or Thomson's *History of Chemistry*, may be consulted.

tains a complete treatise on metallurgy and mining, which did much to advance the processes of technical chemistry, many of the methods which he describes being in use even at the present day. Whilst Agricola devoted himself to the study of metallurgy, his countryman, Libavius, greatly assisted the general progress of science, inasmuch as he collected together in writings which are characterised by a clear and vigorous style, all the main facts of chemistry; so that his *Alchemia*, published in 1595, may be regarded as the first handbook of chemistry. His chief object was the preparation of medicines, but he still maintained the science in its old direction and distinctly believed in the transmutation of metals.

The first who formally declined to accept the Aristotelian doctrine of the four elements, or that of Paracelsus of the three constituents of matter, was Van Helmont (1577-1644). He denied that fire had any material existence, or that earth can be considered as an element, for it can, he says, be converted into water, but he admitted the elementary nature of air and water, and he gave great prominence to the latter in its general distribution throughout animate and inanimate nature. Van Helmont's acknowledgment of air as an element is the more remarkable, as he was the first to recognise the existence of different kinds of air and to use the term gas. Thus, his "gas sylvestre," which he clearly distinguished from common air, is carbonic acid gas, for he states that it is given off in the process of fermentation, and also formed during combustion, and that it is found in the "Grotto del Cane," near Naples. He also mentions a "gas pingue" which is evolved from dung, and is inflammable. It was Van Helmont who first showed that if a metal be dissolved in an acid it is not destroyed, as was formerly believed, but can again be obtained from solution as metal by suitable means; and he considered the highest aim of the science to be the discovery of a general solvent which would at the same time serve as a universal medicine, and to which the name of "alkahest" was given.

Although Van Helmont accomplished much towards the overthrow of the Paracelsian doctrine, his discoveries of the different gases were forgotten, and even up to the middle of the seventeenth century much divergence in opinion on fundamental questions prevailed in many cases. Those who were interested in the connection of chemistry with medicine still believed in the dreams of the alchemist, and held to the old opinions; whilst

those who, advancing with the times, sought to further the science for its own sake, or for the sake of its important technical applications, often upheld views more in accordance with those which we now know to be the true ones. Among the names of the men who, during this period, laboured successfully to promote the knowledge of chemistry, that of Glauber (1603-1668) must be first mentioned. He was both alchemist and medicinal chemist, and discovered many valuable medicines. Another name of importance at this epoch is that of N. Lemery (1645-1715). He, as well as Lefebre and Willis, believed in the existence of five elements; mercury or spirit, sulphur or oil and salt are the active principles; water or phlegm, and earth are the passive ones. Lemery's ideas and teachings became well known through the publication of his *Cours de Chymie* (1675) which was translated into Latin, as also into most modern languages, and exerted a great influence on the progress of science. In this work the distinction between mineral and vegetable bodies was first clearly pointed out, and thus for the first time the distinction between Inorganic and Organic chemistry was realized.

Pre-eminent amongst the far-seeing philosophers of his time stands Robert Boyle (1627-1691). It is to Boyle that we owe the complete overthrow of the Aristotelian as well as the Paracelsian doctrine of the elements, so that, with him we begin a new chapter in the history of our science. In his *Sceptical Chymist*,¹ he upholds the view that it is not possible, as had hitherto been supposed, to state at once the exact number of the elements; that on the contrary all bodies are to be considered as elements which are themselves not capable of further separation, but which can be obtained from a combined body, and out of which the compound can be again prepared. Thus he states, "That it may as yet be doubted whether or no there be any determinate number of elements; or, if you please, whether or no all compound bodies do consist of the same number of elementary ingredients or material principles."² Boyle, it is clear, was the first to grasp the idea of the distinction between an elementary and a compound body, the latter being a more complicated substance produced by the union of two or more simple bodies and differing altogether from these in its properties. He also held that chemical

¹ *The Sceptical Chymist or Chymico-physical Doubts and Paradoxes, touching the Experiments whereby vulgar Stagyricks are wont to endeavour to evince their Salt, Sulphur, Mercury, to be the true Principles of Things.* First published in 1661 (Boyle's Works, 1772, vol. i., p. 458.)

² *Ibid.* vol. i., p. 560.

combination consists of an approximation of the smallest particles of matter, and that a decomposition takes place when a third body is present, capable of exerting on the particles of the one element a greater attraction than the particles of the other element with which it is combined. More, however, than for his views on the nature of the elements, is science indebted to Boyle for his clear statement of the value of scientific investigation for its own sake, altogether independent of any application for the purposes either of the alchemist or of the physician. It was Boyle who first felt and taught that chemistry was not to be the handmaid of any art or profession, but that it formed an essential part of the great study of Nature, and who showed that from this independent point of view alone could the science attain to vigorous growth. He was, in fact, the first true scientific chemist, and with him we may date the commencement of a new era for our science when the highest aim of chemical research was acknowledged to be that which it is still upheld to be, viz., the simple advancement of natural knowledge.

In special directions Boyle did much to advance chemical science (his published writings and experiments fill six thick quarto volumes), particularly in the border land of chemistry and physics; thus in the investigations on the "Spring of the Air," he discovered the great law of the relation existing between volumes of gases and the pressures to which they are subjected, which still bears his name.

Although Boyle was aware of the fact that many metals when heated in the air form calces which weigh more than the metals themselves, and although he examined the subject experimentally with great care, his mind was so much biassed by the views he held respecting the material nature of flame and fire that he ignored the true explanation of the increase of weight as being due to the absorption of a ponderable constituent of the atmosphere, and looked upon the gain as a proof of the ponderable nature of fire and flame, giving many experiments having for their object the "arresting and weighing of igneous corpuscles."¹

Similar views are found expressed in his essay "on the mechanical origin and production of fixedness,"² written in 1675, where Boyle, speaking of the formation of mercuric oxide from the metal by exposure to the air at a high temperature, says, "chemists and physicians who agree in supposing this pre-

¹ Boyle's Works, vol. iii., pp. 706—718.

² *Ibid.* vol. iv., p. 309.

cipitate to be made without any additament, will, perchance, scarce be able to give a more likely account of the consistency and degree of fixity, that is obtained in the mercury; in which, since no body is added to it, there appears not to be wrought any but a mechanical change, and though I confess I have not been without suspicions that in philosophical strictness this precipitate may not be made *per se*, but that some penetrating igneous particles, especially saline, may have associated themselves with the mercurial corpuscles."

We owe the next advances in chemistry to the remarkable views and experiments of Hooke (*Micrographia*, 1665), and of his successor John Mayow (*Opera Omnia Medico-physica*, 1681). The former announced a theory of combustion, which although it has attracted but little notice, more nearly approached the true explanation than many of the subsequent attempts. He pointed out the similarity of the actions produced by air and by nitre or saltpetre, and he concluded that combustion is effected by that constituent of the air which is fixed or combined in the nitre. Hooke did not complete his theory or give the detail of his experiments, but this work was undertaken by Mayow, who in 1669 published a paper, *De Sale Nitro et Spiritu Nitro-aëreo*, in which he points out that combustion is carried on by means of this "spiritus nitro-aereus" (another, and not an inappropriate name for what we now call oxygen), and he also distinctly states that when metals are calcined, the increase of weight observed is due to the combination of the metal with this "spiritus." Mayow was one of the first to describe experiments made with gases collected over water, in which he showed that air is diminished in bulk by combustion, and that the respiration of animals produces the same effect. He proved that it is the nitre-air which is absorbed in both these processes, and that an inactive gas remains, and he drew the conclusion that respiration and combustion are strictly analogous phenomena. There, therefore, is no doubt that Mayow clearly demonstrated the heterogeneous nature of air, although his conclusions were not admitted by his contemporaries.

Another theory which was destined greatly to influence and benefit chemical discovery, was advanced about this time by J. J. Becher (1635—1681), and subsequently much developed and altered by G. E. Stahl (1660—1734). It made special reference to the alterability of bodies by fire, and to the explanation of the facts of combustion. Becher assumed that

all combustible bodies are compounds, so that they must contain at least two constituents, one of which escapes during combustion, whilst the other remains behind. Thus when metals are calcined, an earthy residue or a metallic calx remains; metals are therefore compounds of this calx with a combustible principle, whilst sulphur or phosphorus are compounds containing a principle which causes their combustion. Bodies unalterable by fire are considered to have already undergone combustion; to this class of bodies quicklime was supposed to belong, and it was assumed that if the substance which it had lost in the fire were again added a metallic body would result. The question as to whether there be only one or several principles of combustibility was freely discussed, and Stahl decided in favour of the first of these alternatives, and gave to this combustible principle the name Phlogiston (*φλογιστός*, burnt, combustible).

An example may serve to illustrate the reasoning of the upholders of the Phlogistic theory. Stahl knew that oil of vitriol is a product of the combustion of sulphur; hence sulphur is a combination of oil of vitriol and phlogiston. But this latter is also contained in charcoal, so that if we can take the phlogiston out of the charcoal and add it to the oil of vitriol, sulphur must result. In order that this change may be brought about, the oil of vitriol must be fixed (*i.e.* rendered non-volatile) by combining it with potash; if then, the salt thus obtained is heated with charcoal, a *hepar sulphuris* (a compound also produced by fusing potash with sulphur) is obtained. The argument shows that when charcoal is heated with oil of vitriol the phlogiston of the charcoal combines with the oil of vitriol, and sulphur is the result. The phlogiston contained in sulphur is not only identical with that contained in charcoal, but also with that existing in the metals, and in all organic bodies, for these are obtained by heating their calces with charcoal, or with oil or other combustible organic bodies.

The amount of phlogiston contained in bodies was, according to Stahl, very small, and the greatest quantity was contained in the soot deposited from burning oil. It was likewise considered that the phlogiston given off by combustion is taken up again from the air by plants; and the phenomena of fermentation and decay were believed to depend upon a loss of phlogiston which, however, in this case only escapes slowly. Stahl explains why combustion can only occur in presence of a good supply of air, because in this case the phlogiston assumes a very

rapid whirling motion, and this cannot take place in a closed space.

However false from our present position we see the phlogistic theory in certain directions to be; and although we may now believe that the extension and corroboration of the positive views enunciated by Hooke and Mayow might have led to a recognition of a true theory of chemistry more speedily than the adoption of the theory of phlogiston, we must admit that its rapid general adoption showed that it supplied a real want. It was this theory which for the first time established a common point of view from which all chemical changes could be observed, enabling chemists to introduce something like a system by classing together phenomena which are analogous and are probably produced by the same cause, for the first time making it possible for them to obtain a general view of the whole range of chemical science as then known.

It may appear singular that the meaning of the fact of the increase of weight which the metals undergo on heating, which had been proved by Boyle and others, should have been wholly ignored by Stahl, but we must remember that he considered their *form* rather than their *weight* to be the important and characteristic property of bodies.

Stahl also, perhaps independently, arrived at the same conclusion which Boyle had reached, concerning the truth of the existence of a variety of elementary bodies, as opposed to the Aristotelian or Paracelsian doctrine, and the influence which a clear statement of this great fact by Stahl and his pupils—amongst whom must be mentioned Pott (1692—1777) and Marggraf (1709—1783)—exerted on the progress of the science was immense. It is only after Stahl's labours that a scientific chemistry becomes, for the first time, possible. The essential difference between the teaching of the science then and now being that the phenomena of combustion were then believed to be due to a chemical decomposition, phlogiston being supposed to escape, whilst we account for the same phenomena now by a chemical combination, oxygen or some element being taken up.

Thus Stahl prepared the way for the birth of modern chemistry. It was on August 1st, 1774, that Joseph Priestley discovered oxygen gas.

Between the date of the establishment of the phlogistic theory by Stahl, and of its complete overthrow by Lavoisier, many distinguished men helped to build up the new science—Black.

Priestley, and Cavendish in our own country, Scheele in Sweden, and Macquer in France. The classical researches of Black on the fixed alkalies (1754)¹ not only did much to shake the foundation of the phlogistic theory, but they may be described with truth as the first beginnings of a quantitative chemistry, for it was by means of the balance, the essential instrument of all chemical research, that Black established his conclusions. Up to this time the mild (or carbonated) alkali was believed to be a more simple compound than the caustic alkali. When mild alkali (potashes) was brought into contact with burnt (caustic) lime, the mild alkali took up the principle of combustibility, obtained by the limestone in the fire, and it became caustic. Black showed that in the case of magnesia-alba the disappearance of the effervescence on treatment with an acid after heating, was accompanied by a loss of weight. Moreover, as Van Helmont's older observations were quite forgotten, he was the first clearly to establish the existence of a kind of air or gas, termed *fixed air* (1752) totally distinct both from common atmospheric air and from modifications of it, by impurity or otherwise, such as the various gases hitherto prepared were believed to be. This fixed air, then, is given off when mild alkalies become caustic, and it is taken up when the reverse change occurs.

This clear statement of a fact which of itself is a powerful argument against the truth of the theory in which he had been brought up, was sufficient to make the name of Black illustrious, but he became immortal by his discoveries of latent and specific heats, the principles of which he taught in his classes at Glasgow and Edinburgh from 1763. The singularly unbiassed character of Black's mind is shown in the fact that he was the only chemist of his age who completely and openly avowed his conversion to the new Lavoisierian doctrine of combustion. From an interesting correspondence which has only recently become known between Black and Lavoisier, it is clear that the great French chemist looked to Black as his master and teacher, speaking of Black's having first thrown light upon the doctrines which he more fully carried out.²

This period of the history of our science has been called that of pneumatic chemistry, because, following in the wake of Black's discovery of fixed air, chemists were now chiefly engaged

¹ "Experiments upon Magnesia-alba, Quicklime, and other Alkaline substances."—*Edin. Phys. and Literary Essays*, 1755.

² *Brit. Assoc. Reports*, 1871. Edinb. p. 189.

in the examination of the properties and modes of preparation of the different kinds of airs or gases, the striking and very different natures of which naturally attracted interest and stimulated research.

No one obtained more important results or threw more light upon the chemical existence of a number of different gases than Joseph Priestley. In 1772 Priestley was engaged in the examination of the chemical effect produced by the burning of combustible bodies (candles) and the respiration of animals upon ordinary air. He proved that both these deteriorated the air and diminished its volume, and to the residual air he gave the name of phlogisticated air. Priestley next investigated the action of living plants on the air, and found to his astonishment that they possess the power of rendering the air deteriorated by animals again capable of supporting the combustion of a candle.

Fig. 1, a reduced facsimile of the frontispiece to Priestley's celebrated *Observations on Different Kinds of Air*, shows the primitive kind of apparatus with which this father of pneumatic chemistry obtained his results. The mode adopted for generating and collecting gases is seen; hydrogen is being prepared in the phial by the action of oil of vitriol on iron filings, and the gas is being collected in the large cylinder standing over water in the pneumatic trough; round this trough are arranged various other pieces of apparatus, as, for instance, the bent iron rod holding a small crucible to contain the substances which Priestley desired to expose to the action of the gas. In the front is seen a large cylinder in which he preserved the mice, which he used for ascertaining how far an air was impure or unfit for respiration, and standing in a smaller trough is a cylinder containing living plants, the action of which on air had to be ascertained.

On August 1st, 1774, Priestley obtained oxygen gas by heating red precipitate by means of the sun's rays concentrated with a burning-glass, and he termed it *dephlogisticated* air, because he found it to be so pure, or so free from phlogiston, that in comparison with it common air appeared to be impure. Priestley also first prepared nitric oxide (nitrous air or gas), nitrous oxide (dephlogisticated nitrous air), and carbonic oxide; he likewise collected many gases for the first time over mercury, thus ammoniacal gas (alkaline air), hydrochloric acid gas (marine acid air), sulphurous acid gas (vitriolic acid air), and silicon tetrafluoride (fluor acid air).¹ He also observed that

¹ Priestley's *Observations on Different Kinds of Air*, vol. i., p. 328.




FIG. 1.

when a series of electric sparks is allowed to pass through ammoniacal gas, an increase of volume occurs, and a combustible gas is formed, whilst on heating ammonia with calx of lead phlogisticated air (nitrogen gas) is evolved.

Priestley's was a mind of rare quickness and perceptive powers, which led him to the rapid discovery of numerous new chemical substances, but it was not of a philosophic or deliberative cast. Hence, although he had first prepared oxygen, and had observed (1781) the formation of water, when inflammable air (hydrogen) and atmospheric air are mixed and burnt together in a copper vessel, he was unable to grasp the true explanation of the phenomenon, and he remained to the end of his days a firm believer in the truth of the phlogistic theory, which he had done more than any one else to destroy.

Priestley's notion of original research, which seems quite foreign to our present ideas, may be excused, perhaps justified, by the state of the science in his day. He believed that all discoveries are made by chance, and he compares the investigation of nature to a hound, wildly running after, and here and there chancing on game (or as James Watt called it, "his random haphazarding,") whilst we should rather be disposed to compare the man of science to the sportsman, who having, after persistent effort, laid out a distinct plan of operations, makes reasonably sure of his quarry.

In some respects the scientific labours of Henry Cavendish (1731-1810) seem to be the counterpart of those of Priestley; the work of the latter was quick and brilliant, that of the former was slow and thorough. Priestley passed too rapidly from subject to subject even to notice the great truths which lay under the surface; Cavendish made but few discoveries, but his researches were exhaustive, and for the most part quantitative. His investigation on the inflammable air¹ evolved from dilute acid and zinc, tin, or iron; is a most remarkable one. In this memoir we find that he first determined the specific gravity of gases, and used materials for drying gases, making corrections for alteration of volume, and for changes of pressure and temperature. He likewise proved that by the use of a given weight of each one of these metals, the same volume of inflammable gas can always be obtained, no matter which of the acids be employed, whilst equal weights of the metals gave unequal volumes of the gas. Cavendish also found that when the above metals are dissolved

¹ On *Facitious Air*. Hon. Henry Cavendish. *Phil. Trans.* 1766, p. 141.

in nitric acid, an incombustible air is evolved, whilst if they are heated with strong sulphuric acid sulphurous air is formed. He concluded that when these metals are dissolved in hydrochloric or in dilute sulphuric acid their phlogiston flies off, whilst when heated with nitric or strong sulphuric acids, the phlogiston goes off in combination with an acid. This is the first occasion in which we find the view expressed that inflammable air is phlogiston—a view which was generally held, although Cavendish himself subsequently changed his opinion, regarding inflammable air as a compound of phlogiston and water.

The discovery of oxygen by Priestley, and of nitrogen by Rutherford, naturally directed the attention of chemists to the study of the atmosphere, and to the various methods for ascertaining its composition.

Although Priestley's method of estimating the dephlogisticated air by means of nitric oxide was usually employed, the results obtained in this respect by different observers were very different. Hence it was believed that the composition of the air varies at different places, and in different seasons, and this opinion was so generally adopted, that the instrument used for such measurements was termed a eudiometer (*εὐδία*, fine weather, and *μέτρον*, a measure). Cavendish investigated this subject with his accustomed skill in the year 1781, and found that when every possible precaution is taken in the analysis, "the quantity of pure air in common air is $\frac{1}{8}$," or 100 volumes of air always contains 20·8 volumes of dephlogisticated, and 79·2 volumes of phlogisticated air, and that, therefore, atmospheric air has an unvarying composition. But the discovery which more than any other is for ever connected with the name of Cavendish is that of the composition of water (1781).¹ In making this discovery Cavendish was led by some previous observations of Priestley, and his friend Waltire. They employed a detonating closed glass or copper globe holding about three pints, so arranged that an electric spark could be passed through a mixture of inflammable air (hydrogen) and common air,² but though they had observed the production of water, they not only over-

¹ *Phil. Trans.* for 1784, p. 119, and for 1785, p. 372, Mr. Cavendish's experiments on air.

² A similar apparatus (originally due to Volta) was used by Cavendish. The pear-shaped glass bottle with stopcock, usually called Cavendish's eudiometer, would not be recognised by the great experimenter.

looked its meaning, but believed that the change was accompanied by a loss of weight. Cavendish saw the full importance of the phenomenon and set to work with care and deliberation to answer the question as to the cause of the formation of the water. Not only did he determine the volumes of air and hydrogen, and of dephlogisticated air (oxygen) and inflammable air (hydrogen) which must be mixed to form the maximum quantity of water, but he first showed that no loss of weight occurred in this experiment and that the formation of acid was not an invariable accompaniment of the explosion.

On this important subject it is interesting to hear Cavendish's own words; in the *Philosophical Transactions* for 1784, page 128, we read:—

“From the fourth experiment it appears that 423 measures of inflammable air are nearly sufficient to phlogisticate 1,000 of common air; and that the bulk of the air remaining after the explosion is then very little more than four-fifths of the common air employed; so that, as common air cannot be reduced to a much less bulk than that by any method of phlogistication, we may safely conclude when they are mixed in this proportion, and exploded, *almost all the inflammable air and about one-fifth part of the common air, lose their elasticity and are condensed into a dew which lines the glass.*” Since 1,000 volumes of air contain 210 volumes of oxygen and these require 420 volumes of hydrogen to combine with them, we see how exact Cavendish's experiments were. “The better,” he continues, “to examine the nature of the dew, 500,000 grain measures of inflammable air were burnt with about $2\frac{1}{2}$ times that quantity of common air and the burnt air made to pass through a glass cylinder eight feet long and three-quarters of an inch in diameter, in order to deposit the dew By this means upwards of 135 grains of water were condensed in the cylinder, which had no taste or smell, and which left no sensible sediment when evaporated to dryness; neither did it yield any pungent smell during the evaporation; in short, it seemed pure water.” Cavendish then sums up his conclusions from these two sets of experiments as follows:—“By the experiments with the globe it appeared that when inflammable and common air are exploded in a proper proportion, almost all the inflammable air, and near one-fifth of the common air, lose their elasticity and are condensed into dew. And by this experiment, it appears that this dew is plain water, and consequently that almost all the inflammable

air, and about one-fifth of the common air are turned into pure water."

Still more conclusive was the experiment in which Cavendish introduced a mixture of dephlogisticated air and inflammable air nearly in the proportions of one to two into a vacuous glass globe, furnished with a stopcock and means of firing by electricity. "The stopcock was then shut and the included air fired by electricity, by which means almost all of it lost its elasticity. By repeating the operation the whole of the mixture was let into the globe and exploded, without any fresh exhaustion of the globe."


- Priestley had previously been much led astray by the fact that he found nitric acid in the water obtained by the union of the gases. Cavendish, by a careful series of experiments, explained the occurrence of this acid, for he showed that it did not form unless an excess of dephlogisticated air was used, and he traced its production to the presence in the globe of a small quantity of phlogisticated air (nitrogen) derived from admixture of common air. He likewise proved that the artificial addition of phlogisticated air increased the quantity of acid formed in presence of dephlogisticated air (oxygen), whilst if the latter air were replaced by inflammable air no acid was formed, even although phlogisticated air (nitrogen) be present. In this way he showed that the only product of the explosion of pure dephlogisticated with pure inflammable air is pure water. Although Cavendish thus distinctly proved the fact of the composition of water, it does not appear from his writings that he held clear views as to the fact that water is a *chemical compound* of its two elementary constituents. On the contrary, he seems to have rather inclined to the opinion that the water formed was already contained in the inflammable air, notwithstanding the fact that in 1783 the celebrated James Watt had already expressed the opinion that "water is composed of dephlogisticated and inflammable air."¹ Cavendish's general conclusions in this matter may be briefly summed up in his own words as follows:—"From what has been said there seems the utmost reason to think that dephlogisticated air is only water deprived of its phlogiston, and that inflammable air, as was before said, is either phlogisticated water, or else pure phlogiston; but in all probability the former." To the end of his days Cavendish remained a firm supporter of the phlogistic view of chemical phenomena, but

¹ Letter from Watt to Black, 21st April, 1783.

after the overthrow of this theory by Lavoisier's experiments the English philosopher withdrew from any active participation in scientific research.

Whilst Priestley and Cavendish were pursuing their great discoveries in England, a poor apothecary in Sweden was actively engaged in investigations which were to make the name of Scheele (1742-1786) honoured throughout Europe. These investigations, whilst they did not bring to light so many new chemical substances as those of Priestley, and did not possess the quantitative exactitude which is characteristic of the labours of Cavendish, opened out ground which had been entirely neglected, and was perhaps unapproachable by the English chemists. Scheele's discoveries covered the whole range of chemical science. A strong supporter of the phlogistic theory, he held peculiar views (see his celebrated treatise *Über die Luft und das Feuer*) as to the material nature of heat and light, and their power of combining with phlogiston, and, like Stahl, he considered modification in the forms of matter to be of much greater importance than alteration in its weight. In experimenting upon the nature of common air he discovered oxygen gas independently of, but probably somewhat later than, Priestley.

The investigations which led Scheele to this discovery are of interest as a remarkable example of exact observations leading to erroneous conclusions. His object was to explain the part played by the air in the phenomenon of combustion; and for this purpose, he examined the action exerted by bodies, supposed to contain phlogiston, upon a confined volume of air. Thus he found that when a solution of *hepar sulphuris* (an alkaline sulphide) was brought into contact with a given volume of air, that volume gradually diminished, the residual air being incapable of supporting the combustion of a taper. The same result was observed when moist iron filings or the precipitate formed by the action of potash on a solution of green vitriol was employed. Hence Scheele concluded that whenever air combines with phlogiston, a contraction occurs, and, therefore, the remaining air must be heavier than common air. To his astonishment he found that this was not the case; and he inferred that a portion of the common air must have disappeared, and that common air must consist of two gases, one of which has the power of uniting with phlogiston. In order to find out what had become of the portion of air which disappeared, Scheele heated phosphorus, metals, and other bodies in closed volumes of air, and



found that these act just as the former kind of substances had done. Hence he concluded that the compound formed by the union of the phlogiston with one of the constituents of the air is nothing more nor less than heat or fire which escapes through the glass. In order to prove the truth of this hypothesis, Scheele endeavoured to decompose heat into phlogiston and fire-air. Nitric acid had, in his belief, a great power of combining with phlogiston, forming with it red fumes; he, therefore, heated nitre in a retort, over a charcoal fire with oil of vitriol, and obtained, in addition to a fuming acid, a colourless air which supported combustion much better than common air. This he explained by assuming that when charcoal burns, the phlogiston combines with the fire-air to form heat, which passes into the retort, and is there decomposed, giving rise to the red nitrous fumes and pure fire-air. He conceived that he had brought about the same chemical decomposition of heat by warming black oxide of manganese with sulphuric acid, or still more simply, by heating calx of mercury; for here it is clear enough that by bringing heat and calx of mercury together, the phlogiston combined with the latter, and fire-air was liberated, thus:—



In the year 1774 Scheele made his great discovery of chlorine gas, which he termed dephlogisticated muriatic acid; in the same year he showed that baryta was a peculiar earth; shortly afterwards he proved the separate existence of molybdic and tungstic acids, whilst his investigations of prussian blue led to the isolation of hydrocyanic acid, of which he ascertained the properties. It was, however, especially in the domain of animal and vegetable chemistry that Scheele's most numerous discoveries lay, as will be seen by the following list of organic acids first prepared or distinctly identified by him:—tartaric, oxalic (by the action of nitric acid on sugar), citric, malic, gallic, uric, lactic, and mucic. In addition to the identification of each of these as distinct substances, Scheele discovered glycerin, and we may regard him not only as having given the first indication of the rich harvest to be reaped by the investigation of the compounds of organic chemistry, but as having been the first to discover and make use of characteristic reactions by which closely allied substances can be detected and separated, so

that he must be considered one of the chief founders of quantitative analysis.

We have now brought the history of our science to the point at which Lavoisier placed it in the path which it has ever since followed. Before describing the overthrow of the phlogistic theory it may be well shortly to review the position of the science before the great chemist began his labours about one hundred years ago. Chemistry had long ceased to be the slave of the alchemist or the doctor; all scientific chemists had adopted Boyle's definition, and the science was valued for its own sake as a part of the great study of nature. Stahl had well defined chemistry to be the science which was concerned with the resolution of compound bodies into their simpler constituents, and with the building up of compounds from their elements; so that the distinction between pure and applied chemistry was perfectly understood. Geber's definition of a metal that it was a fusible, malleable substance, capable of mixing with other metals, was still accepted; gold and silver were considered to be pure or noble metals, whilst the other malleable metals, copper, tin, iron, and lead were called the base metals. Mercury, on the other hand, was thought to be only a metal-like body until it was frozen in 1760. After that date it was considered to be a true metal in a molten state at the ordinary temperature. Arsenic, antimony, bismuth and zinc, from being brittle, were classed as semi-metals, and to these well-known bodies were added cobalt in 1735, nickel in 1751 and manganese in 1774, whilst platinum was recognised as a peculiar metal in 1750, and molybdenum and tungsten were discovered about 1780. The several metals were supposed to be compounds of phlogiston with metallic calces, whilst sulphur, phosphorus, and carbon were looked upon as compounds of phlogiston with the acids of these elements. Of the simple gases the following were known: inflammable air (hydrogen), supposed to be either pure phlogiston or phlogisticated water; dephlogisticated or fire-air (oxygen); phlogisticated air (nitrogen), and dephlogisticated muriatic acid (chlorine). When the metals dissolve in acids the phlogiston was thought to escape (as inflammable air) either in the pure state or combined with water. It was also known that when a metal is calxed, an increase of weight occurs, but this was explained either by the metal becoming more dense, which, in the opinion of some, would produce an increase of weight, or by the absorption of fiery particles, or again by the escape of

phlogiston, a substance which instead of being attracted is repelled by the earth. In short, confusion and difference of opinion in the quantitative relations of chemistry reigned supreme; and it was not until Lavoisier brought his great powers to bear on the subject that light was evoked from the darkness and the true and simple nature of the phenomena was rendered evident.

In the year 1743 Lavoisier was born. Carefully educated, endowed with ample means, Lavoisier despising the usual occupations of the French youth of his time, devoted himself to science, his genius aided by a careful mathematical and physical training, rendering it possible for him to bring about a complete revolution in the science of chemistry. Before his time, the quantitative methods and processes which he introduced were considered to be purely physical, though they now are acknowledged to be chemical, and of all these, the determination of the weights of bodies taking part in chemical change, as ascertained by the balance, is the most important. Others, indeed, before him, had made quantitative investigations. Black and Cavendish almost exceeded Lavoisier in the exactitude of their experiments, but it is to the French philosopher that the glory of having first distinctly asserted the great principle of the indestructibility of matter belongs. Every chemical change, according to him, consists in a transference or an exchange of a portion of the material constituents of two or more bodies; the sum of the weights of the substances undergoing chemical change always remains constant, and the balance is the instrument by which this fundamental fact is made known.

In his first important research (1770), Lavoisier employs the balance to investigate the question, much discussed at the time, as to whether water on being heated becomes converted into earth. For one hundred and one days¹ he heated water in a closed and weighed vessel; at the end of the experiment the weight of the closed vessel remained unaltered, but on pouring out the water he found that the vessel had lost 17·4 grains, whilst on evaporating the water, he ascertained that it had dissolved 20·4 grains of solid matter. Taking the excess of 3·0 grains as due to unavoidable experimental errors, he concludes that water when heated is not converted into earth. Shortly after this, the same question was examined independently by Scheele, who obtained the same results by help of qualitative

¹ Œuvres de Lavoisier, tome ii., p. 22.

analysis which showed that the water had taken up a constituent of the glass, viz., the alkaline silicates.

When he became acquainted with the novel and unexpected discoveries of Black, Priestley, and Cavendish, a new light burst upon the mind of Lavoisier, and he threw himself instantly with fresh ardour into the study of specially chemical phenomena. He saw at once that the old theory was incapable of explaining the facts of combustion, and by help of his own experiments, as well as by making use of the experiments of others, he succeeded in finding the correct explanation, destroying for ever the theory of phlogiston, and rendering his name illustrious as having placed the science of chemistry on its true basis. On looking back in the history of our science we find indeed that others had made experiments which could only be explained by this new theory, and in certain isolated instances the true explanation may have previously occurred to the minds of others. Thus in 1774 Bayen showed that calx of mercury loses weight, evolving a gas equal in weight to what is lost, and he concludes that either the theory of phlogiston is incorrect, or this calx can be reduced without addition of phlogiston. This, however, in no way detracts from Lavoisier's glory as having been the first to carry out the true ideas consistently and deliberately through the whole science. It is the systematic application of a truth to every part of a science which constitutes a theory, and this it was that Lavoisier and no one else accomplished for chemistry.

When a man has done so much for science as Lavoisier, it seems almost pitiful to discuss his shortcomings and failings. But it is impossible in any sketch of the history of chemistry to ignore the question how far Lavoisier's great conclusions, the authorship of which no one questions, were drawn from his own discoveries, or how far he was indebted to the original investigations of his contemporaries for the facts upon which his conclusions are based. The dispute has recently assumed fresh interest. Certain chemists assert that to him alone the foundation of modern chemistry is to be ascribed, both as regards material and deduction, whilst others affirm that Lavoisier made use of the discoveries of his predecessors, and especially of the discovery of oxygen by Priestley, without acknowledgment, assert that he went so far as to claim for himself a participation in this discovery to which he had no right whatever, and insist that until he had thus

obtained, from another, the key to the problem, his views upon the question of combustion were almost as vague as those of the phlogistonists themselves. To enter into a full discussion of the subject would lead us into a historical criticism which would outrun our space. Suffice it to say that many of the charges which have been brought against Lavoisier's good faith unfortunately turn out upon investigation to be well founded, so that whilst we must greatly admire the clear sight of the philosopher, we cannot feel the same degree of respect for the moral character of the man.

His investigations on the phenomena of combustion began in the year 1772. In a first memoir¹ Lavoisier finds not only that when sulphur and phosphorus are burnt no loss of weight occurs, but that an increase of weight is observed. Hence he concludes that a large quantity of air becomes fixed. This discovery leads him to the conclusion that a similar absorption of air takes place whenever a body increases in weight by combustion or calcination. In order to confirm this view, he reduces litharge with charcoal, and finds that a considerable quantity of air is liberated. This, he asserts, appears to him to be one of the most interesting experiments made since the time of Stahl.

Lavoisier's next publication was his *Opuscules physiques et chimiques*, commenced in 1774. In these memoirs he first examines the kind of air given off in the processes of breathing, combustion, and fermentation. The views which he expresses are exactly those put forward long before by Black, yet he never mentions Black's name, and the omission is the more remarkable as we learn from an interesting correspondence, between Lavoisier and Black which has recently been made known,² that the former acknowledged the latter as his teacher and master, and as having first thrown light upon the theory which he had carried out and perfected.

In the year 1774 he describes experiments on the calcination of lead and tin, which he, like Boyle, heats in closed glass globes; so long as the vessel is closed it does not change in weight, but when the neck of the flask is broken, air rushes in, and the weight increases. He further shows that only a portion of the air is taken up by the molten metal, and that the residual air is different from common air, and also from fixed air.

¹ *Sur la Cause de l'augmentation des Poids.* Œuvres, ii. 99.

² *British Association Reports*, Edinburgh, 1871. 189.

From these statements it is clear that Lavoisier considered that the air consists of two different elastic fluids, but that he was not acquainted with Priestley's discovery of oxygen. Nor were his views at this time so precise or well defined as we should gather from reading his papers published in the memoirs of the French Academy for 1774. The explanation is simple enough, inasmuch as owing to the careless and tardy manner in which the memoirs of the French Academy were at that time edited, changes in the original communications were frequently made by the writers before publication, so that the papers printed in the memoirs were corrected to suit alteration in view or in fact which had become known to the authors between the times of reading and of publication. Thus, for instance, it is clear that the paper¹ detailing the results of his experiments on the calcination of the metals above referred to, which was read before the Academy in Nov. 1774, does not express the same views which we find given in the extended description of his experiments contained in the volume of the memoirs for 1774, which however was not published till 1778. So that although Lavoisier in 1774 considered air to be made up of several different elastic fluids, it is certain that he was not then acquainted with the kind of air which was absorbed in calcination, that his views on the subject were in reality very similar to those expressed a century before by Jean Rey (1630), Mayow (1669), and later, by Pott (1750), and that they were far from being as precise and true as we should gather them to have been from the perusal of his extended memoir, printed in 1778 and corrected so as to harmonize with the position of the science at that date.

It is not until we come to a paper, *Sur la nature du principe qui se combine avec les métaux pendant leur calcination*, first read in 1775 and re-read on Aug. 8, 1778, that we find a distinct mention of oxygen gas, which he first termed "*l'air éminemment respirable*," or "*l'air pur*," or "*l'air vital*," and that we see that the whole theory of combustion is clear to Lavoisier. He shows that this gas is necessary for the calcination of metals, he prepares it from *precipitatum per se*, as Priestley had previously done, and in the year 1778 we find the first mention of *oxygen* or the acidifiant principle. The name was given to it because he observed that combined with carbon this substance forms carbonic acid, with sulphur vitriolic

¹ *Journal de Physique* for Dec. 1774.

acid, with nitrous air nitric acid, with phosphorus phosphoric acid, and with the metals in general metallic calces. In his *Éléments de Chimie*, published in 1782, we find the following words under oxygen gas:—"Cet air que nous avons découvert presque en même temps, Dr. Priestley, M. Scheele et moi."¹ Now there is no doubt whatever that in October, 1774, Dr. Priestley informed Lavoisier in Paris, of the discovery he had lately made, and that Lavoisier was at that time unacquainted with the fact that *precipitatum per se* yields this new gas on heating. Hence we cannot admit Lavoisier's claim to the joint discovery of oxygen, a claim, it is to be remembered, not made until eight years after the event had occurred. In corroboration of this conclusion we find in Priestley's last work, published in 1800, and singularly enough entitled *The Doctrine of Phlogiston Established*, the following succinct account of the matter. "Now that I am on the subject of the right of discoveries," he says, "I will, as the Spaniards say, leave no ink of this kind behind in my ink-horn, hoping it will be the last time I shall have any occasion to trouble the public about it. M. Lavoisier says (*Elements of Chemistry*, English edition, p. 36) 'This species of air (meaning dephlogisticated) was discovered almost at the same time by Mr. Priestley, M. Scheele, and myself.' The case was this: having made the discovery some time before I was in Paris in 1774, I mentioned it at the table of M. Lavoisier, when most of the philosophical people in the city were present; saying that it was a kind of air in which a candle burned much better than in common air, but I had not then given it any name. At this all the company, and Mr. and Mrs. Lavoisier as much as any, expressed great surprise; I told them then I had gotten it from *precipitatum per se* and also from *red lead*. Speaking French very imperfectly, and being little acquainted with the terms of chemistry, I said *plomb rouge* and was not understood till M. Macquer said, 'I must mean *minium*.' M. Scheele's discovery was certainly independent of mine, though I believe not made quite so early."

The two memoirs in which Lavoisier clearly puts forward his views on the nature of combustion and respiration are, first, one read before the Academy in 1775, *Sur la combustion en général*, and second, one entitled *Réflexions sur le Phlogistique*, published by the Academy in 1783. In the first of these memoirs, he does not attempt to substitute for Stahl's doctrine

¹ Œuvres, tome i., p. 38.

a rigorously demonstrated theory, but only an hypothesis which appears to him more conformable to the laws of nature, and less to contradict known facts. In the second memoir he develops his theory, denying the existence of any "principle of combustibility," as upheld by Stahl, stating that the metals, and such substances as carbon, sulphur, &c., are simple bodies which on combustion enter into combination with oxygen, and concluding that Stahl's supposition of the existence of phlogiston in the metals, &c., is entirely gratuitous, and more likely to retard than to advance the progress of science.

The triumph of the antiphlogistic (Lavoisierian) doctrines was, however, not complete until the discovery of the compound nature of water by Cavendish in 1783 became fully known. The experiment concerning the combination of hydrogen (phlogiston) and oxygen to form water was at once repeated and confirmed by Lavoisier and Laplace on the 24th June, 1783, and then Lavoisier was able satisfactorily to explain the changes which take place when metals dissolve in acids, and to show that the metals are simple bodies which take up oxygen on combustion, or on solution in acid, the oxygen being derived in the latter case either from the acid or from the water present.

Here, again, if we investigate the position occupied by Lavoisier respecting the discovery of the composition of water we shall see that, not content with the glory of having been the first to give the true explanation of the phenomena, he appears to claim for himself the first quantitative determination of the fact,¹ although it is clear that he had been previously informed by Blagden of Cavendish's experiments.²

The verdict concerning the much vexed question as to the rival claims of Cavendish, Watt, and Lavoisier, cannot be more forcibly or more concisely given than in the following words of Professor Kopp—Cavendish first ascertained the facts upon which the discovery of the composition of water was based, although we are unable to prove that he first deduced from these facts the compound nature of water, or that he was the first rightly to recognise its constituent component parts. Watt was the first to argue from these facts concerning the compound

¹ Œuvres, tome ii., 338.

² For an exhaustive discussion of this subject we must refer the reader to George Wilson's *Life of Cavendish*, 1849, as well as to Prof. H. Kopp's *Beiträge zur Geschichte der Chemie. Die Entdeckung der Zusammensetzung des Wassers*. Vieweg und Sohn, 1875.

nature of water, although he did not arrive at a satisfactory conclusion respecting the nature of the components. Lavoisier, also from these facts, first clearly recognised the compound nature of water, and determined exactly the amount of its components.

Although at this period the experimental basis of the true theory of combustion was complete, it was some time before the clear statements of Lavoisier were accepted by chemists. Many of those who were most distinguished by their discoveries remained to the last wedded to the old ideas, but by degrees, as fresh and unprejudiced minds came to study the subject, the new views were universally adopted.

In considering this great discussion from our present point of view, we cannot but recognise in the phlogistic theory the expression of an important fact, of which, however, the true interpretation was unknown to the exponents of the theory. The phlogistonists assert that something which they term phlogiston escapes when a body burns; the antiphlogistonists prove, on the other hand, that no escape of material substance then occurs, but that, on the contrary, an addition of oxygen (or some other element) always takes place. In thus correcting from one aspect the false statement of the followers of Stahl, Lavoisier and his disciples overlooked an interpretation which may truly be placed upon the statements of the phlogistonists, for if in place of the word "phlogiston," we read "energy," this old theory becomes the expression of the latest development of scientific investigation. We now know that when two elements combine, *Energy*, generally in the form of heat, is evolved, whilst in order to resolve the compound into its constituent elements an expenditure or absorption of an equal amount of energy is requisite.

The fact that every distinct chemical compound possesses a fixed and unalterable composition, was first proved by the endeavour to fix the composition of certain neutral salts. Bergmann from the year 1775, and Kirwan from 1780 were occupied with this experimental inquiry, but their results did not agree sufficiently well to enable chemists to come to a satisfactory conclusion, and it was to Cavendish that we owe the first proof that the combining proportion between base and acid obeys a distinct law, whilst to him we also owe the introduction of the word "equivalent" into the science. It is, however, to Richter (1762-1807) that we are indebted for the full explanation of the

fact, that when two neutral salts undergo mutual decomposition, the two newly-formed salts are also neutral. He shows in his "Stöchiometry," that the proportions by weight of different bases which saturate the same weight of a given acid will also saturate a different but a constant weight of a second acid. So that if we have determined what weight of a given base is needed to saturate a given weight of several different acids, and also if we know the weights of the different bases which are needed for the neutralization of a given weight of any one of these acids, we can calculate in what proportion each of these bases will unite with any one of these acids. Richter also showed that when the different metals are separately dissolved in the same quantity of sulphuric acid, each one takes up the same quantity of oxygen; or, as we may now express it, the varying quantities of these different oxides which neutralize one and the same quantity of any acid, all contain the same quantity of oxygen. These important observations attracted but little attention or consideration from Richter's contemporaries, all of whom were busily engaged in carrying on the phlogistic war.

The investigations of Richter and his predecessors had reference mainly to the proportions by weight in which those bodies unite, which, according to Lavoisier's theory, are not simple substances, whilst Lavoisier recognised the fact that the elements themselves combine in definite proportions by weight. In opposition to this view of combination in definite unalterable quantities, L. Claude Berthollet published in 1803 his celebrated *Essai de statique Chimique*, in which he refers the phenomena of chemistry to certain fundamental properties of matter, endeavouring to explain chemical changes by the motions of the particles of matter on the same principle as Newton's theory of gravitation accounts for the simpler motions of the heavenly bodies. Considering chemical change from this mechanical point of view, Berthollet pointed out the circumstances under which we can accomplish the highest development of the science, namely, prediction of the phenomena; and, if, in his assumed identity of the laws of gravitation and chemical action, he was mistaken, the aim which he set before himself is that which has remained, and will ever remain, the highest ideal of the science. The influence which Berthollet's views exercised on the progress of the science was less powerful than it otherwise would have been owing to the fact that he, considering chemical combination to be based upon purely mechanical laws, was obliged to admit

that an alteration of the physical conditions, such as mass, must produce an alteration in the chemical compound, and was therefore forced to ignore, or even to deny, the fact of combination of the elements in a small number of definite fixed proportions, which had been first distinctly proved by his countryman Proust. This led to a keen debate between the two French philosophers which lasted from the year 1801 to the year 1808. In the end, however, Proust proved conclusively that Berthollet's views were incorrect inasmuch as he showed that when one metal gives rise to two oxides, the weight of the metal which combines with the same quantity of oxygen to form the various oxides is a different but a fixed quantity, so that combination does not take place by the gradual addition of one element, but by sudden increments. This observation ought in fact to have led to the recognition by Proust of the law of combining proportions, but his analyses were not sufficiently accurate for this purpose,¹ so that neither Proust nor Richter arrived at the true expression of the facts of chemical combination, and it was reserved for John Dalton, (1766—1844) clearly to state the great law of chemical combination in multiple proportions, and to found upon this a theory which fully explains the observed facts.

Democritus, and after him Epicurus and Lucretius, had long ago taught that matter is made up of small indivisible particles, and the idea of the atomic constitution of matter, and even the belief that chemical combination consists in the approximation of the unlike particles, had been already expressed by Kirwan in 1783, as well as by Higgins in 1789. Dalton was, however, the first to propound a truly *chemical* atomic theory, the only one hitherto proposed which explains the facts of chemical combination in a satisfactory manner. The cardinal point upon which Dalton's atomic theory rests, and in which it differs from all previous suggestions, is that it is a *quantitative* theory respecting the constitution of matter, whereas all others are simply qualitative views. For whilst all previous upholders of an atomic theory, including even Higgins, had supposed that the relative weights of the atoms of the various elements are the same, Dalton at once declared that the atoms of the different elements are not of the same weight; and that the *relative atomic weights of the elements are the proportions by weight in which the elements combine*.

In 1803 Dalton published his first table of atomic weights of

¹ *Journal de Physique*, t. lix. pp. 280 and 321.

certain elements and their compounds, as an appendix to a paper read before the Manchester Literary and Philosophical Society Oct. 23, 1803, on the absorption of gases by water and other liquids. As a reason for introducing these numbers, Dalton states that the different solubility of gases in water depends upon the weight and number of the ultimate particles of the several gases. "The inquiry," he continues, "into the relative weights of the ultimate particles of bodies is a subject, as far as I know, entirely new; I have lately been prosecuting this inquiry with remarkable success. The principle cannot be entered upon in this paper, but I shall subjoin the results as far as they appear ascertained by my experiments."

Dalton's First Table of the Relative Weights of the Ultimate Particles of Gaseous and other Bodies.

Hydrogen	1	Nitrous oxide	13·7
Azot	4·2	Sulphur	14·4
Carbon	4·3	Hypo-nitric acid	15·2
Ammonia	5·2	Sulphuretted hydrogen	15·4
Oxygen	5·5	Carbonic acid	15·3
Water	6·5	Alcohol	15·1
Phosphorus	7·2	Sulphureous acid	19·9
Phosphuretted hydrogen	8·2	Sulphuric acid	25·4
Nitrous gas	9·3	Carburetted hydrogen,	
Ether	9·6	from stagnant water.	6·3
Gaseous oxide of carbon	9·8	Olefiant gas	5·3

Thus then, at the end of a paper on a physical subject, does Dalton make known a principle the discovery of which at once placed the science of chemistry upon its true basis, and has rendered the name of its discoverer second only to that of Lavoisier amongst the founders of the science.

It is not easy to follow in detail the mental or experimental processes by which Dalton arrived at this great theory. Certain it is, however, that the idea which lay at its foundation had long been in his mind, which was essentially of a mathematical and mechanical turn, and that it was by his own experimental determinations, and not by combining any train of reasoning derived from the previous conclusions of other philosophers, that he was able to prove the correctness of his theory. Singularly self-reliant, accustomed from childhood to depend on his own exertions,

Dalton was a man to whom original work was a necessity.¹ In the preface to the second part of his *New System of Chemical Philosophy*, published in 1810, he clearly shows his independence and even disregard of the labours of others, for he says—"Having been in my progress so often misled by taking for granted the results of others, I have determined to write as little as possible but what I can attest by my own experience."

As early as 1802, in an experimental inquiry into the proportions in which the several gases constituting the atmosphere occur, Dalton clearly points out "that the elements of oxygen may combine with a certain portion of nitrous gas" (our nitric oxide) "or with twice that portion, but with no intermediate quantity," and this observation was clearly the first which led to the possibility of drawing up the table already given.² In that table, it will be seen that the relative weights of the smallest particle of nitrous gas is given as 9·3, that of Azot (nitrogen) being 4·2, and that of oxygen 5·5. Dalton clearly intending by this to express that the gas is a compound of one atom of nitrogen with one atom of oxygen, whilst the substance to which he gives the name of hypo-nitric acid (now called nitrogen peroxide), is a compound in which one atom of nitrogen is combined with two of oxygen, and therefore having the relative atomic weight of 15·2.³

The first public announcement of the atomic theory, and of the law of combination in multiple proportions upon which it was founded, was, singularly enough, not made by Dalton himself, but by his friend, Professor Thomas Thomson, of Glasgow, who published in 1807 an account of Dalton's discovery in the third edition of his *System of Chemistry*. In the following year (1808) Dalton made known his own views in the remarkable book entitled *A New System of Chemical Philosophy*, in which (Part i. p. 213) he says—"It is one great object of this work to show the importance and advantage of ascertaining the relative weights of the ultimate particles, both of simple and compound bodies, the number of simple elementary particles which constitute one compound particle, and the number of less compound particles

¹ Lonsdale's *Life of Dalton*. Longmans, 1874.

² *Manchester Memoirs*, 2nd Series, vol. i. p. 250.

³ Certain inaccuracies in the values of the weights of some of the compounds occur in this table; thus, $4\cdot2 + 5\cdot5 = 9\cdot7$, whilst 9·3 appears opposite nitrous oxide. Whether these are merely printer's errors or are to be explained in some other way can now only be conjectured. See Roscoe on Dalton's First Table of Atomic Weights. *Manchester Lit. and Phil Soc Mem.* 3rd Series, vol. v. p. 260, 1874-5.

which enter into the formation of one more compound particle." Thomson states that during the years 1803 and 1804 Dalton was occupied with the examination of the composition of the two gaseous hydro-carbons, marsh gas and olefiant gas, and the results of this examination led him to the adoption of the atomic theory. He found that both these bodies consist solely of carbon and hydrogen, and that the first of these gases contains twice as much hydrogen to a given quantity of carbon as the second. Hence he concluded that olefiant gas contains one atom of carbon combined with one of hydrogen, whereas marsh gas consists of one atom of carbon combined with two atoms of hydrogen. The same idea and method of investigation he then applied to the oxides of carbon, oxides of sulphur, oxides of nitrogen, to ammonia and other bodies, and he showed that the composition of these might be most simply explained by the assumption that one atom of one element is attached to 1, 2, 3, &c. atoms of another. The novelty and importance of his view of the composition of chemical compounds induced Dalton to introduce a method of graphic representation of the atoms of the elements, and the system he adopted was as follows:—

	Symbol.	Relative Weight of the atom.
Oxygen	○	7
Hydrogen	⊙	1
Nitrogen	Ⓛ	5
Carbon	●	5
Water	⊙ ○	8
Ammonia	⊙ Ⓛ	6
Carbonic oxide	○ ●	12
Carbon dioxide	○ ● ○	19
Olefiant gas	⊙ ●	6
Marsh gas	⊙ ● ⊙	7
Nitrous oxide	○ Ⓛ Ⓛ	17
Nitric oxide	○ Ⓛ	12
Nitrous acid	{ ○ Ⓛ ○ }	26
Acetic acid	{ ● ○ ● }	26

These atomic weights, it is evident, are far from being those which we now accept as correct, indeed they are different from those given in his first table, for Dalton not only frequently

altered and amended these numbers, according as his experiments showed them to be faulty, but even distinctly asserts the doubtful accuracy of some. Chemists at that time did not possess the means of making accurate determinations, and when we become acquainted with the rough methods which Dalton adopted, and the imperfect apparatus he had to employ, we cannot but be struck with the clearness of his vision and the boldness of grasp which enabled him, thus poorly equipped, to establish a doctrine which further investigation has only more firmly established, and which, from that time forward, has served as the pole star round which all other chemical phenomena revolve.

Amongst those to whose labours we are indebted for advancing Dalton's atomic theory are Thomas Thomson and Wollaston, but before all, the great Swedish chemist Berzelius, to whom we owe the first really exact values for these primary chemical constants. With a remarkable amount of perseverance he ascertained the exact composition of a large number of compounds, and was, therefore, able to calculate the combining weights of many elements, thus laying the foundation-stones of the science as it at present exists. In 1818 Berzelius published his theory of chemical proportions, and that of the chemical action of electricity, and in these remarkable works he made use of the chemical symbols and formulæ such as we now employ, to denote not only the qualitative, but also the quantitative composition of chemical compounds. From this time forward it was satisfactorily proved and generally acknowledged that the elementary bodies combine together either in certain given proportions by weight, or in simple multiples of these proportions; and, through the researches of Berzelius and others, the list of elements, which at the time of Lavoisier amounted to twenty-three in number, was now considerably increased.

Next in order comes Humphrey Davy's discovery of the compound nature of the alkalis (1808), proving that they are not simple substances but oxides of peculiar metals, and thus entirely revolutionizing the views of chemists as to the constitution of a large and important class of compounds, including the salts of the alkaline earths. The discussion in 1810 as to the constitution of chlorine—then termed oxygenated muriatic acid—decided by Davy and Gay-Lussac in favour of its elementary nature, was likewise a step of the greatest importance and of wide application. In 1811 iodine was discovered by Courtois, and most

carefully investigated by Gay-Lussac, who proved the close analogy existing between this element and chlorine. The discovery of many other elements now opened out fresh fields for investigation, and gave the means of classifying those already known. The names and properties of these will be found in the portions of this book specially devoted to their description.

If Dalton, as we have seen, succeeded in placing the laws of chemical combination by *weight* on a firm basis, to Gay-Lussac belongs the great honour of having discovered the law regulating the combination of gaseous bodies by *volume*. In the year 1805 Gay-Lussac and Alexander von Humboldt found that one volume of oxygen combines with exactly two volumes of hydrogen to form water, and that these exact proportions hold good at whatever temperature the gases are brought into contact. This observation was extended by Gay-Lussac, who in 1808 published his celebrated memoir on the combination of gaseous bodies,¹ in which he proves that gases not only combine in very simple relations by volume, but also that the alteration of volume which these gases undergo in the act of combination obeys a very simple law. Hence it follows that the densities of gases must bear a simple relation to their combining weights. The true explanation of these facts was first given by Avogadro in 1811, and his hypothesis is now universally admitted both by chemists and physicists. According to the Italian philosopher the number of smallest particles or molecules contained in the same volume of every kind of gas is the same, similar circumstances of pressure and temperature being of course presupposed. The grounds for such an assumption will be found fully discussed in the theoretical portion of this work.

The discovery by Gay-Lussac of the laws of volume-combination, together with Avogadro's explanation of the law, served no doubt as most valuable supports of Dalton's atomic theory; but the truth of this latter theory was still further asserted by a discovery made by Dulong and Petit in 1819. These French chemists determined the specific heat of thirteen elementary bodies, and found that the numbers thus obtained, when compared with the atomic weights of the same bodies, showed that the *specific heats* of the several elements are inversely proportional to their atomic weights, or in other words, the atom of each of these elements possesses the same

¹ *Mémoires d'Arcueil*, t. ii. p. 207.

capacity for heat. Although subsequent research has shown that this law does not apply in every case, it still remains a valuable means of controlling the atomic-weight determinations of many elements.

In the same year a discovery of equal importance was announced by Mitscherlich—that of the law of *Isomorphism*. According to this law, chemically analogous elements can replace each other in many crystalline compounds, either wholly or in part, without any change occurring in the crystalline form of the compound. This law, like that of atomic heats, has proved of great value in the determination of atomic weights. For a full description of this application the theoretical chapters of this book must also be consulted.

Gradually the new basis given by Dalton to our science was widely extended by these discoveries and by the researches of other chemists, and a noble structure arose, towards the completion of which a numerous band of men devoted the whole energies of their lives.

Especially striking was the progress made during these years in the domain of Organic Chemistry, or the chemistry of the substances found in, or obtained from, vegetable or animal bodies. Dalton had in vain endeavoured to obtain analytical results to prove that the complicated Organic bodies obeyed the same laws as the more simple Inorganic compounds. It is to Berzelius that we owe the proof that this is really the case, and his exact analyses placed organic chemistry in this respect on a firm and satisfactory basis. There still remained, however, much doubt as to the strict identity of the laws according to which organic and inorganic compounds were severally formed. Most of the compounds met with in mineral chemistry could be easily prepared by the juxtaposition of their constituents; they were of comparatively simple constitution, and could as a rule be prepared by synthesis from their constituent elements. Not so with organic bodies; they appeared to be produced under circumstances wholly different from those giving rise to mineral compounds; the mysterious phenomena of life seemed in some way to influence the production of these substances and to preclude the possibility of their artificial preparation. A great step was therefore made in our science when, in 1828, Wöhler artificially prepared urea, a body which up to that time had been thought to be a product peculiar to animal life. This discovery broke down at once the supposed impassable barrier between

organic and mineral chemistry, pointed out the rich harvest of discovery since so largely developed, especially by Liebig, in the synthesis of organic substances, and paved the way to the knowledge which we have gained, chiefly through the labours of the last-named chemist, that the science of Physiology consists simply in the Chemistry and Physics of the body.

GENERAL PRINCIPLES OF THE SCIENCE.

1 **MATTER** is capable of assuming three different states or conditions:—the solid, the liquid, and the gaseous state. Of these, the first two have, for obvious reasons, been recognised from the earliest ages as accompanying very different kinds of substances. It is, however, only within a comparatively short time that men have come to understand that just as there are many distinct kinds of solids and liquids, so there are many distinct kinds of gases (Van Helmont). These may, indeed, be colourless and invisible, but, nevertheless, they can readily be shown to differ one from another. Thus, Black, in 1750, collected a peculiar gas, which we now know as carbonic acid gas, or carbon dioxide, by the action of dilute acids, on marble; to this gas he gave the name of "fixed air," because it is fixed in the alkaline carbonates, which at that time were called the mild alkalies, in contradistinction to the caustic alkalies. This invisible gas does not, like air, support the combustion of a taper, and, unlike air, it renders clear lime-water turbid; it is also much heavier than air, as can be shown by pouring it downwards from one vessel to another, by drawing it out of a vessel by means of a syphon, or by pouring it into a beaker glass previously equipoised at one end of the beam of a balance (see Fig. 2). That the gas has actually been poured out is seen either by a burning taper being extinguished when dipped into the beaker glass, or by adding some clear lime-water, which then turns milky.

In 1766, Cavendish showed that the gas termed by him inflammable air, and obtained by the action of dilute acids on metallic zinc or iron, is also a peculiar and distinct substance, to which we now give the name of hydrogen gas. It is so much lighter than air that it may be poured upwards, and takes fire when a light is brought in contact with it, burning with a pale flame. Soap-bubbles blown with hydrogen ascend in the air,

and if hydrogen be poured upwards into the equipoised bell-jar hung mouth downwards on the arm of the balance (Fig. 3), the equilibrium will be disturbed, and the arm with the bell-jar will rise.

2 On August 1st, 1774, Priestley heated some red precipitate (oxide of mercury) and obtained from it a new colourless gas called oxygen, and this, although invisible, possesses




FIG. 2.

properties quite different from those of air, carbonic acid gas, or hydrogen gas. A red-hot chip of wood is at once rekindled when plunged into this gas, and bodies such as iron wire or steel watch-spring, which do not burn in the air, burn with brilliancy in oxygen.

These examples suffice to show that invisible gases exist which differ in the widest degree from each other, though many more illustrations of the same principle might be given:

3 The method which we have had to adopt in order thus to discern differences between these invisible gases, is termed the *Experimental Method*. Experiments may be said to be questions put to nature, and a science is termed experimental, as opposed to observational, when we are able so to control and modify the conditions under which the phenomena occur as to produce results which are different from those which are




FIG. 3.

otherwise met with. Chemistry is, therefore, one of several experimental sciences, each of which has the study of natural phenomena for its aim. These sciences are most intimately connected, or, rather, the division into separate sciences is quite arbitrary, so that it is not possible exactly to say where the phenomena belonging to one science begin and those appertaining to another science end. Nature is a connected whole, and the divisions which we are accustomed to make of natural phenomena

into separate sciences serve only to aid the human mind in its efforts to arrange a subject which is too vast in its complete range for the individual to grasp. Although it may not be possible exactly to define the nature of the phenomena which we class as *chemical*, as distinguished from those termed *physical*, it is not difficult, by means of examples, to obtain a clear idea of the kind of observations with which the chemist has to do. Thus, for instance, it is found that when two or more given substances are brought together, under certain conditions they may change their properties, and a new substance, differing altogether from the original ones, may make its appearance. Or, again, a given substance may, when placed under certain conditions, yield two or more substances differing entirely from the original one in their essential properties. In both these cases the change which occurs is termed a chemical change; if several distinct substances have coalesced to form one new substance, an act of *chemical combination* is said to occur; if one substance is made to yield two or more distinct new bodies, a *chemical decomposition* has taken place. These acts of chemical union and disruption occur alike amongst solid, liquid, and gaseous bodies; they are regulated in the first place by the essential nature of the substances, and secondly, by the circumstances or conditions under which they are brought together. It is also to be observed that these actions of chemical union in the first place do not occur when the component materials are situated at a distance from each other, close contact being necessary in order that such changes should take place; whilst secondly, we almost invariably notice that such a combination is attended with an evolution of heat and, sometimes, of light.

4 Some simple illustrations of chemical action may here be cited:—If powdered sulphur and fine copper-filings be well mixed together, a green-coloured powder will result, in which, however, a powerful microscope will show the particles of sulphur lying by the side of the particles of copper. On heating this green powder in a test tube, the mass suddenly becomes red-hot, and, on cooling, a uniform black powder is found. This is neither copper nor sulphur, but a chemical compound of the two, in which no particle of either of the substances can be seen, however high a magnifying power be employed, but from which, by the employment of certain chemical means, both copper and sulphur can again be extracted. Here then we have a case of chemical combination. An experiment similar to that made by

Priestley when he discovered oxygen, may serve as an illustration of a chemical decomposition. 2.16 grams¹ of red oxide of mercury are heated in a small retort provided with a receiver, and a gas delivery tube passing to the top of a graduated cylinder filled with water to the beginning of the graduations, and standing in the pneumatic trough over water (Fig. 4). On heating the red oxide by means of the Bunsen's gas flame, it first becomes dark-coloured and then soon begins to decompose into metallic mercury, which collects in small bright drops in the neck of the retort gradually running down into the receiver, and into oxygen gas, which passes through the delivery tube and collects in the graduated cylinder. After the heat has been continued for some time, the whole of the red powder will have disappeared, having been changed by heat into metallic mercury and oxygen.




FIG 4.

On allowing the retort to cool, a volume of 112 cubic centimetres of gas has been collected, and this, on application of the red-hot chip test, is shown to be oxygen. If this experiment is properly conducted, the volume of oxygen obtained is always found to be the same from the same weight of oxide (provided the temperature and pressure at which the gas is measured are the same in the different experiments), viz., 112 cubic centimetres from 2.16 grams of oxide.

Another interesting case of chemical change is the decomposition of water by galvanic electricity as discovered by Nicholson

¹ For a table of equivalent values of the common English weights and measures, with those of the metrical system, see Appendix to this volume.

and Carlisle in 1800. For the purpose of exhibiting this we only need to pass a current of electricity from four or six Grove's or Bunsen's elements by means of two platinum poles through some water acidulated with sulphuric acid (Fig. 5). The instant contact is made, bubbles of gas begin to ascend from each platinum plate and collect in the graduated tubes, which at first are filled with the acidulated water. After a little time it will be seen that the plate which is in con-

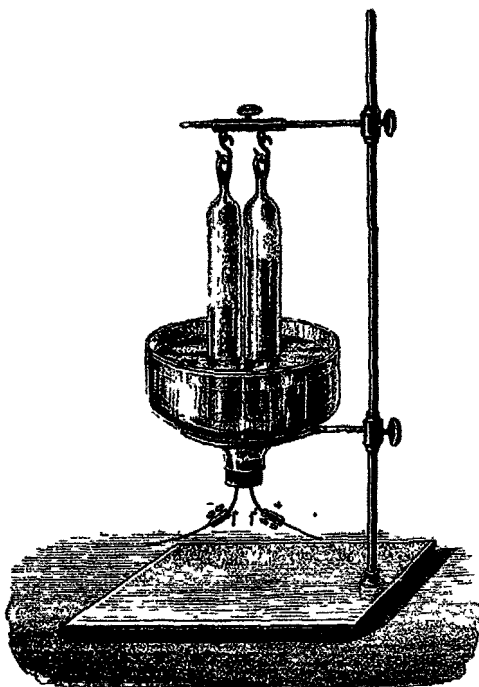


FIG. 5

nection with the zinc of the battery evolves more gas than the one which is in contact with the platinum or carbon of the battery; and after the evolution has continued for a few minutes one tube will be seen to contain twice as much gas as the other. On examination, the larger volume of gas will be found to be hydrogen, because it takes fire and burns when a light is brought to the end of the tube in which it was collected,

whilst the smaller volume of gas is seen to be oxygen, because a glowing chip of wood is rekindled when plunged into the gas.

5 In many cases of chemical action, the products are gaseous, whilst one or more of the materials acted upon are solid or liquid. Hence, in these cases, a disappearance or apparent loss of matter occurs. It has, however, been shown by many accurate experiments that in these cases the loss of matter is only apparent, so that chemists have come to the conclusion that *matter is indestructible*, and that in all cases of chemical action in which matter disappears, the loss is apparent only, the solid or liquid being changed into an invisible gas, the weight of which is, however, exactly identical with that of its component parts. We only require to allow a candle to burn for a few minutes in a clean flask filled with air in order to show that the materials of the candle, hydrogen and carbon, unite with the oxygen of the air to form, in the first place, water, which is seen in small drops bedewing the bright sides of the flask, and in the second, carbon dioxide or carbonic acid gas, whose presence is revealed to us by lime-water being turned milky. The fact that the sum of the weights of the products of combustion (water and carbon dioxide) is greater than the loss of weight sustained by the candle is clearly shown by an experiment made by means of the apparatus (Fig. 6), which consists of a tube equipoised on the arm of a balance. In the long vertical tube a taper is placed, the other end of the system being attached to a gasholder filled with water, which, on being allowed to run out, causes a current of air to pass through the tube, and thus maintains the combustion of the taper. The water and carbonic acid gas which are formed are absorbed by the bent tube, which contains caustic potash. After the taper has burnt for a few minutes, the apparatus is disconnected from the gasholder and allowed to vibrate freely, when it will be found to be appreciably heavier than it was before the taper had burnt, the explanation being that the excess of weight is due to the combination of the carbon and hydrogen of the wax with the oxygen of the air.

6 Another series of experiments which also show plainly the fact of the indestructibility of matter, and are of historical interest, are those by which it has been clearly demonstrated that the air consists of two different gases, oxygen and nitrogen. The fact of the composite nature of air was proved by Priestley in 1772 by setting fire, through the means of a burning glass, to charcoal contained in a vessel of air. He showed that fixed air

(carbonic acid gas) was produced, and that on the absorption of this fixed air by lime-water, one-fifth of the original bulk of the air disappeared, and a colourless gas remained, - which did not support combustion or respiration. It was not, however, till the year 1775, after he had discovered oxygen, that Priestley distinctly stated that this gas was contained in common air, and about the same time Scheele came to an identical




FIG. 6.

conclusion from independent experiments. But the method, by which the existence of oxygen in the air was first demonstrated in the clearest way, is that adopted by Lavoisier, and described in his *Traité de Chimie*.¹ Into a glass balloon (Fig. 7) having a long straight neck, Lavoisier brought 4 ounces of pure mercury; he then bent the neck so that when the balloon rested on the top of the furnace, the end of the bent neck appeared above the surface of the mercury contained in the trough, thus

¹ Part I, chap. iii.

placing the air in the bell-jar in communication with that in the balloon. The volume of the air (reduced to 28 inches of mercury and a temperature of 10°) contained in the bell-jar and balloon amounted to 50 cubic inches. The mercury in the balloon was now heated, by a fire placed in the furnace, to near its boiling point. For the first few hours no change occurred, but then, red-coloured specks and scales began to make their appearance. Up to a certain point these increased in number, but after a while no further formation of this red substance could be noticed. After heating for twelve days the fire was removed, and the volume of the air was seen to have undergone a remarkable




FIG. 7.

diminution: the volume, measured under the same conditions as before, having been reduced from 50 to between 42 and 43 cubic inches. The red particles were next carefully collected, and on weighing, were found to amount to 45 grains. These 45 grains were next introduced into a small retort connected with a graduated glass cylinder (Fig. 8), and, on heating, they yielded $41\frac{1}{2}$ grains of metallic mercury and from 7 to 8 cubic inches of a gas which was found to be pure oxygen. Thus, the whole of the oxygen, whether measured by volume or by weight, which was withdrawn from the air by the mercury, was obtained again when the oxide formed was decomposed by heat.

7 It is not merely to the investigation of changes occurring in

the essential properties of inorganic or mineral matter that the chemist has to direct his attention. The study of many of the phenomena observed in the vegetable or animal world also claim his notice. So much so, indeed, is this the case that the science of physiology has been defined as the physics and chemistry of the body. The simplest as well as the most complicated changes which accompany life are, to a great extent, dependent upon chemical laws, and, although we are still unable fully to explain many of these changes, yet each year brings us additional aid, so that we may expect some day to possess an exact knowledge of the chemistry of life. In order to convince a




FIG. 8.

beginner that vital actions are closely connected with chemical phenomena, we only need to blow the air from our lungs through clear lime-water to see from the ensuing turbidity of the water that carbonic acid gas is evolved in large quantities during the process of the respiration of animals, and when we further observe that the higher animals are all warmer than surrounding objects, we come to the conclusion that the process of respiration is accompanied by oxidation, and that the breathing animal resembles the burning candle, not only in the products of this

combustion, viz., water and carbon dioxide, but in the heat which that combustion evolves, the difference being that in the one case the oxidation goes on quickly and is confined to one spot (the wick of the candle) whereas in the other it goes on slowly and takes place throughout the body. In like manner the living plant is constantly undergoing changes, which are as necessary for its existence as the act of breathing is for animals. One of the most fundamental of these changes is readily seen if we place some fresh green leaves in a bell-jar filled with spring water and expose the whole to sunlight. Bubbles of gas are observed to rise from the leaves, and these, when collected, prove to be oxygen. In presence of the sunlight the green leaf has decomposed the carbonic acid gas held in solution in the spring water, assimilating the carbon for the growth of its body and liberating the oxygen as a gas. Nor, indeed, are the investigations of the chemist now confined to the organic and inorganic materials of the earth which we inhabit. Recent research has enabled him, in conjunction with his colleague the physicist, to obtain a knowledge of the chemistry as well as of the physics of the sun and far distant stars, and thus to found a truly cosmical science.

8 It is the aim of the chemist to examine the properties of all the different substances which occur in nature, so far as they act upon each other, or can be made to act so as to produce something totally different from the substances themselves; to ascertain the circumstances under which such chemical changes occur, and to discover the laws upon which they are based. In thus investigating terrestrial matter it is found that all the various forms of matter with which we are surrounded, or which have been examined, can be divided into two great classes.

I. ELEMENTARY BODIES.—Elements, or simple substances, out of which no other two or more essentially differing substances have been obtained.

II. COMPOUND BODIES, or compounds, out of which two or more essentially differing substances have been obtained.

Only twenty-three elements were known during the lifetime of Lavoisier; now we are acquainted with no less than sixty-five. Of these, or compounds of these with each other, the whole mass of our globe, solid, liquid, and gaseous, is composed, and these elements contribute the material out of which the fabric of our science is built. The science of chemistry has for its

aim the experimental examination of the elements and their compounds, and the investigation of the laws which regulate their combination one with another.

The following is a complete alphabetical list of the elementary bodies known at present (1876) :—

LIST OF ELEMENTS.

	Atomic weight.		Atomic weight.
Aluminium . . .	27·3	Molybdenum . . .	95·8
Antimony . . .	122·0	Nickel	58·6
Arsenic	74·9	Niobium	94·0
Barium	136·8	Nitrogen	14·01
Beryllium	9·2	Osmium	198·6
Bismuth	210·0	Oxygen	15·96
Boron	11·0	Palladium	106·2
Bromine	79·75	Phosphorus	30·96
Cadmium	111·6	Platinum	196·7
Cæsium	132·5	Potassium	39·04
Calcium	39·9	Rhodium	104·1
Carbon	11·97	Rubidium	85·2
Chlorine	35·37	Ruthenium	103·5
Cerium	141·2	Selenium	79·0
Chromium	52·4	Silver	107·66
Cobalt	58·6	Silicon	28·0
Copper	63·1	Sodium	22·99
Didymium	147·0	Strontium	87·2
Erbium	169·0	Sulphur	31·98
Fluorine	19·1	Tantalum	182·0
Gallium	69·8	Tellurium	128·0
Gold	196·2	Terbium	148·5
Hydrogen	1·0	Thallium	203·6
Indium	113·4	Thorium	231·5
Iodine	126·53	Tin	117·8
Iridium	192·7	Titanium	48·0
Iron	55·9	Tungsten	183·5
Lanthanum	139·0	Uranium	240·0
Lead	206·4	Vanadium	51·2
Lithium	7·01	Yttrium	92·5
Magnesium	23·94	Zinc	64·9
Manganese	54·8	Zirconium	90·0
Mercury	199·8		

In addition to the above the existence of several other elements, discovered in certain rare Norwegian and American minerals, has been announced.

These, however, have not as yet been very perfectly investigated, and their atomic weights and chemical relationships remain undetermined.

For the sake of convenience it is customary to divide the elements into two classes—the *Metals* and the *Non-Metals*, or *Metalloids*, a distinction which was first made about the time of Lavoisier, when only a few elements were known. Now the division is a purely arbitrary one, as it is not possible to draw an exact line of demarcation between these two groups, so that there are cases in which an element has been considered as a metal by some chemists and as a non-metal by others. To the first class belong such substances as gold, silver, mercury, and tin; to the second substances which are gaseous at the ordinary temperature, such as hydrogen, nitrogen, and oxygen, together with certain solid bodies, as carbon and sulphur. The number of metals is much larger than that of the non-metals: we are acquainted with forty-nine metals, and with only fifteen non-metals.

The elements occur in the most widely differing quantities on the earth, and their distribution is most irregular. Some are very abundant, and are widely distributed, whilst others have hitherto been found only in such minute quantities and so seldom, that even their properties have not yet been satisfactorily examined. Thus oxygen is found throughout the air, sea, and solid earth in such quantities as to make up nearly half the total weight of the crust of our planet, whilst the compounds of caesium, although tolerably widely distributed, occur only in very minute quantity, and those of erbium have as yet been met with only in very small quantities, and in very few localities.

9 In this treatise the elements will be considered in the following order, although another system of classification, termed the natural system, based upon the chemical properties of the elements, will be discussed and explained in the chapters on theoretical chemistry. The natural system, however, cannot at present be employed in a manual. It is as yet imperfect, and its value can only be properly appreciated when a fuller knowledge of the properties of the elements has been gained.

ARRANGEMENT OF THE ELEMENTS.

I.—NON-METALS.

	Symbol.	Atomic weight.		Symbol.	Atomic weight.
Hydrogen	H	= 1	Nitrogen	N	= 14.01
Chlorine	Cl	= 35.37	Phosphorus	P	= 30.96
Bromine	Br	= 79.75	Arsenic	As	= 74.9
Iodine	I	= 126.53			
Fluorine	F	= 19.1			
Oxygen	O	= 15.96	Boron	B	= 11.0
Sulphur	S	= 31.98	Carbon	C	= 11.97
Selenium	Se	= 79.0	Silicon	Si	= 28.0
Tellurium	Te	= 128.0			

II.—METALS.

Potassium	K	= 39.04	Manganese	Mn	= 54.8
Sodium	Na	= 22.99	Iron	Fe	= 55.9
Lithium	Li	= 7.01	Cobalt	Co	= 58.6
Rubidium	Rb	= 85.2	Nickel	Ni	= 58.6
Cæsium	Cs	= 132.5	Chromium	Cr	= 52.4
Calcium	Ca	= 39.9	Molybdenum	Mo	= 95.8
Strontium	Sr	= 87.2	Tungsten	W	= 183.5
Barium	Ba	= 136.8	Uranium	U	= 240.0
Beryllium	Be	= 9.2	Tin	Sn	= 117.8
Magnesium	Mg	= 23.94	Titanium	Ti	= 48.0
Zinc	Zn	= 64.9	Zirconium	Zr	= 90.0
Cadmium	Cd	= 111.6	Thorium	Th	= 231.5
Lead	Pb	= 206.4	Vanadium	V	= 51.2
Thallium	Tl	= 203.6	Antimony	Sb	= 122.0
Copper	Cu	= 63.1	Bismuth	Bi	= 210.0
Silver	Ag	= 107.66	Tantalum	Ta	= 182.0
Mercury	Hg	= 199.8	Niobium	Nb	= 94.0
Yttrium	Y	= 92.5	Gold	Au	= 196.2
Cerium	Ce	= 141.2	Platinum	Pt	= 196.7
Lanthanum	La	= 139	Palladium	Pd	= 106.2
Didymium	Di	= 147	Rhodium	Rh	= 104.1
Terbium	Tr	= 148.5	Iridium	Ir	= 192.7
Erbium	Er	= 169	Ruthenium	Ru	= 103.5
Aluminium	Al	= 27.3	Osmium	Os	= 198.6
Indium	In	= 113.4			
Gallium	Ga	= 69.8			

Of these elements only four occur in the air, about thirty have been detected in the sea, whilst all the sixty-five are found irregularly distributed throughout the solid mass of our planet. In order to obtain an idea as to which elements form the main portion of the solid crust of the earth, we may examine the composition of all the different kinds of granitic or eruptive rocks which constitute by far the greater part of the earth's crust. From analyses made by Bunsen we find that all granitic rocks possess a composition varying between the limits given in the following table, so that these numbers give a fair idea of what is known of the average chemical composition of the solid globe. All the other elements occur in quantities less than any of those mentioned in the table.

*The Composition of the Earth's Solid Crust in 100 parts
by Weight.*

Oxygen . . .	44·0 to 48·7	Calcium . . .	6·6 to 0·9
Silicon . . .	22·8 „ 36·2	Magnesium . . .	2·7 „ 0·1
Aluminium . . .	9·9 „ 6·1	Sodium . . .	2·4 „ 2·5
Iron . . .	9·9 „ 2·4	Potassium . . .	1·7 „ 3·1

10 In considering for the first time the subject of the elements, the question will at once suggest itself—Are these sixty-four all the elements which make up our earth, or is it likely that other hitherto undiscovered elements exist? Judging from analogy, remembering what has previously occurred, and looking to the incomplete state of our knowledge concerning the composition of the earth's crust, we may fairly conclude that it is all but certain that other elementary bodies remain to be discovered. Every improvement in our methods of examination leads to the detection either of new elements or of old ones in substances in which they had previously been overlooked. Thus by the new methods of *Spectrum Analysis* no less than five (caesium, rubidium, thallium, indium and gallium) new elements have been discovered. By help of this same method we are also enabled to come to certain conclusions respecting the distribution and occurrence of these same elements in some of the heavenly bodies, and we learn that

many of the metals, and even non-metals, which are well known to us on the earth, are found in the sun and in the fixed stars. The conclusion that the terrestrial elements exist beyond the bounds of our planet is borne out by the chemical examination of the meteoric stones which come from an extra-terrestrial source and are constantly falling upon the surface of the earth. In hundreds of these which have been examined, no single case of the discovery of an unknown element has occurred. The substances of which meteorites have been found to consist are iron, nickel, oxygen, calcium, silicon, carbon, and other well known terrestrial elements.

Another question which may here be asked is—Are these elements really undecomposable substances? and to this we may answer, that so far as our chemical knowledge enables us to judge, we may assume, with a considerable degree of probability, that by the application of more powerful means than at present are known, chemists will succeed in obtaining still more simple bodies from the so-called elements. Indeed, if we examine the history of our science, we find frequent examples occurring of bodies which only a short time ago were considered to be elementary which, upon more careful examination, have been shown to be compounds.

11 A very remarkable fact observed in the case of many elements is that they are capable of existing in more than one distinct condition, presenting totally different physical qualities. One of the most striking examples of these *allotropic modifications* or conditions of matter (*ἄλλος*, another—*τρόπος*, a way or mode) occurs with carbon, which exists as *Diamond*, *Graphite*, and *Charcoal*, bodies which as regards colour, hardness, specific gravity, &c., bear certainly but a slight resemblance to each other, but which, when they are burnt in oxygen, all give the same weight of the same product, viz., carbonic acid, thereby proving their chemical identity.

12 *The Balance*.—As it is the aim of the chemist to examine the properties of the elements and their compounds, and as the weight-determination of a substance is of the greatest importance, it becomes necessary for him to ascertain with great precision the proportion by weight in which these several elements combine, as well as that in which any one of them occurs in a given compound, and for this purpose the *Balance* is employed. By means of this instrument the weight of a given substance is compared with the unit of weight. It consists essentially of a light but rigid

brass beam (Fig. 9), suspended on a fixed horizontal axis situated at its centre; and this beam is so hung as to assume a horizontal position when unloaded. At each end of the beam scale-pans are hung, one to receive the body to be weighed and the other for the weights. When each pan is equally weighted the beam must still retain its horizontal position, but when one pan is more heavily weighted than the other, the beam will incline on




FIG. 9.

the side of the heavier pan. The balance is, therefore, a lever with equal arms, and it is evident that the weight of the substance relative to the unit weight employed is the sum of the weights necessary to bring the balance into equilibrium. The two important requisites in a balance are (1) accuracy, (2) sensibility, and these can only be gained by careful construction. It needs but little consideration to see that in a delicate balance

the friction of the various parts must be reduced to a minimum. This is usually accomplished by suspending the beam from an agate knife-edge, working on agate planes, whilst the pans are attached to each end of the beam by a somewhat similar arrangement shown in Fig. 10. The position of the axis of suspension relative to the centre of gravity of the beam is likewise a matter of consequence. If the axis of suspension and the centre of gravity in a balance were coincident, the beam would remain stationary in all positions in which it might be placed. If the axis of suspension be placed below the centre of gravity the beam would be in a condition of unstable equilibrium. Hence the only case in which the balance can be used is that in which the point or axis of suspension is above the centre of gravity, for in this case alone will the beam return to a horizontal position after making an oscillation, and in this case the balance

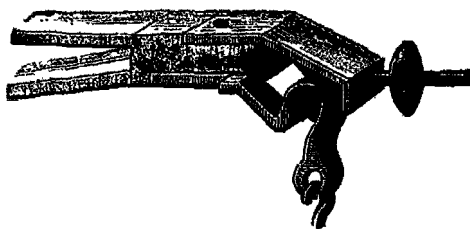


FIG. 10.

may be considered as a pendulum, the whole weight of the beam and pans being regarded as concentrated in the centre of gravity. In order that the weight of the substance and the sum of the measuring weights in the scale-pan may be equal, it is evident that the axis of suspension must be exactly in the centre of the beam, or in other words, that the balance must have arms of equal length. It is also necessary that the balance should have great sensibility; that is, that it may be moved by the smallest possible weight; for this end it is likewise requisite that the vertical distance of the centre of gravity below the axis of suspension should be as small as possible. As the whole weight of the instrument may be regarded as concentrated at the centre of gravity, it evidently requires a less force to act at the end of the beam to move the instrument when the distance of the centre of gravity from the point of suspension of the balance is small, than when that distance is

greater, inasmuch as in the latter case the weight has to be lifted through a longer arc. The sensibility of the balance is also increased, both by increasing the length of the beam and by diminishing the weight of the beam and of the load. When, however, the beam is made either too long or too light it ceases to be rigid, and a serious source of error is introduced. If great accuracy in the weighing is desired, it is advisable to have recourse to the method of weighing by vibration,¹ by which the excursions of the moving beam are accurately observed instead of its approach to a horizontal position. By combining this method of vibrations with that of double weighing, which consists in reversing the position of the weights in the two pans, it is possible for a good balance which is loaded with a kilogram in each pan, to turn with 0.0007 grm. or about the $\frac{1}{140000}$ th of the weight in either pan.

LAWS OF CHEMICAL COMBINATION.

13 The composition of a chemical compound can be ascertained in two ways, (1) by separating it into its component elements, an operation termed *analysis* (*ἀναλύω*, I unloose), and (2) by bringing the component elements under conditions favourable to combination, an operation termed *synthesis* (*συντίθημι*, I place together). To carry out both of these operations the balance is needed; the weight of the compound and of the component in each instance must be ascertained, except, indeed, in the case of certain gases of known specific gravity, when a measurement of the volume occupied by the gas may be substituted for a determination of its weight.

The first great law concerning chemical combination discovered by the use of the balance is that of the unalterable composition of chemical substances. In whatever way any given chemical compound is prepared, or in whatever manner it is accurately analysed, it is found always to contain a fixed and definite quantity of each of its constituent elements, and this is a distinguishing characteristic of a chemical compound as opposed to a mere mechanical mixture, the constituents of which may be present in any varying proportions. Thus the red oxide of mercury can be prepared in several ways, but 100 parts by weight of each product yield upon being strongly heated exactly 92.6 parts of

¹ See Prof. W. H. Miller, *Phil. Trans.*, 1856, p. 763, and article "Balance," *Watts's Dictionary*.

metallic mercury and 7.4 parts of oxygen gas; and again if we bring oxygen and mercury together at a somewhat lower temperature, they combine exactly in the above proportions to form the red oxide. In like manner 100 parts by weight of water are invariably found to contain 88.86 parts of oxygen and 11.14 parts of hydrogen; 100 parts by weight of hydrochloric acid gas contain 97.25 parts of chlorine and 2.75 of hydrogen, and so on for all definite chemical compounds. If the constituent elements of a compound are brought together in different proportions from those in which they are able to combine, the excess of the one element remains in the free state; thus, if a mixture of 98.89 parts by weight of oxygen and 11.11 parts by weight of hydrogen are brought together under circumstances in which they can combine, 88.89 parts of the oxygen will combine with all the hydrogen to form 100 parts of water, whilst 10 parts of oxygen gas remain in the free state.

It is one of the aims of *Analytical Chemistry* to ascertain with great precision the percentage composition of all chemical substances, and this branch of inquiry is termed *Quantitative Analysis*, as contradistinguished from that which has only to investigate the *kind* of material of which substances are composed, and which is hence termed *Qualitative Analysis*.

14 A careful examination of the quantitative composition of a series of chemical compounds leads to a conclusion respecting the nature of the laws regulating chemical combination of the highest importance. Let us examine the composition of any given series of compounds as determined by analysis, such as the following:

CHLORIDES.

Hydrogen Chloride.	Potassium Chloride.
Chlorine 97.25	Chlorine 47.53
Hydrogen 2.75	Potassium 52.47
100.00	100.00
.	
Sodium Chloride.	Silver Chloride.
Chlorine 60.61	Chlorine 24.73
Sodium 39.39	Silver 75.27
100.00	100.00

BROMIDES.

Hydrogen Bromide.		Potassium Bromide.	
Bromine	98.76	Bromine	67.13
Hydrogen	1.24	Potassium	32.87
	<hr/>		<hr/>
	100.00		100.00
	<hr/>		<hr/>
Sodium Bromide.		Silver Bromide.	
Bromine	77.62	Bromine	42.55
Sodium	22.38	Silver	57.45
	<hr/>		<hr/>
	100.00		100.00
	<hr/>		<hr/>

IODIDES.

Hydrogen Iodide.		Potassium Iodide.	
Iodine	99.22	Iodine	76.42
Hydrogen	0.78	Potassium	23.58
	<hr/>		<hr/>
	100.00		100.00
	<hr/>		<hr/>
Sodium Iodide.		Silver Iodide.	
Iodine	84.62	Iodine	54.03
Sodium	15.38	Silver	45.97
	<hr/>		<hr/>
	100.00		100.00
	<hr/>		<hr/>

Arranged in this way we do not notice any simple relation existing between the components of this series, except that the quantity of hydrogen is always smaller than that of the chlorine, bromine, or iodine, whilst the quantity of sodium is always smaller than that of potassium, and this again is less than the quantity of silver.

15 If, however, instead of examining a constant weight of the several compounds we ask ourselves, how much of the one constituent in each compound combines with a constant weight of that constituent which is common to several, we shall obtain at once a clear insight into the law which governs the formation of the compound. In the series of hydrogen compounds for instance, let us calculate (by simple proportion)

how much chlorine, bromine, and iodine combine with the unit weight of hydrogen. We find that we obtain for the composition of these compounds:—

Hydrogen Chloride.	Hydrogen Bromide.	Hydrogen Iodide.
Chlorine . . 35·37	Bromine . 79·75	Iodine . 126·53
Hydrogen . 1·00	Hydrogen . 1·00	Hydrogen . 1·00
36·37	80·75	127·53
36·37	80·75	127·53

Continuing our calculation, let us next ask how much of the metals, potassium, sodium, and silver, unite with 35·37 parts by weight of chlorine to form chlorides; with 79·75 parts of bromine to form bromides, and with 126·53 parts of iodine to form iodides. The result is as follows:—

CHLORIDES.

Potassium Chloride.	Sodium Chloride.	Silver Chloride.
Chlorine . 35·37	Chlorine . 35·37	Chlorine . 35·37
Potassium . 39·04	Sodium . 22·99	Silver . . 107·66
74·41	58·36	143·03
74·41	58·36	143·03

BROMIDES.

Potassium Bromide.	Sodium Bromide.	Silver Bromide.
Bromine . 79·75	Bromine . 79·75	Bromine . 79·75
Potassium . 39·04	Sodium . 22·99	Silver . . 107·66
118·79	102·74	187·41
118·79	102·74	187·41

IODIDES.

Potassium Iodide.	Sodium Iodide.	Silver Iodide.
Iodine . . 126·53	Iodine . . 126·53	Iodine . . 126·53
Potassium . 39·04	Sodium . . 22·99	Silver . . 107·66
165·57	149·52	234·19
165·57	149·52	234·19

Now for the first time a remarkable relation becomes apparent, for it is clear that the SAME weights of the metals, potassium, sodium, and silver, which combine with 35·37 parts of chlorine to form chlorides, also combine with 79·75 parts of bromine to form the bromides, and with 126·53 parts of iodine to form the iodides. In other words, if we replace the 35·37 parts by weight of chlorine in each of these compounds by 79·75 parts of bromine, we get the bromides, and if by 126·53 parts of iodine we obtain the iodides of the metals. Hence one and the same weight of metals (39·04 of potassium, 22·99 of sodium, and 107·66 of silver) has the power of forming compounds with the precise quantities of chlorine, bromine, and iodine respectively, which unite with 1 part by weight of hydrogen, to form the hydrides of these elements. Thus we arrive at the conclusion that *each of these elements combines with the others in a fixed and definite proportion by weight, or:—*

39·04 of potassium	combines with	{	35·37 of chlorine	}	respectively.
			79·75 „ bromine		
			126·53 „ iodine		
22·99 „ sodium	„	„	„	„	
107·66 „ silver	„	„	„	„	
1·00 „ hydrogen	„	„	„	„	

This conclusion is borne out by the examination of the compounds of all the other elements, so that a number attaches to each element which is termed the *combining weight* or *atomic weight* of the element, and these numbers are found in the second column of the table of the elements given on page 52.

16 Taking an example from another group of chemical compounds we find that the well-known oxides of lead, copper, mercury, and cadmium possess the following percentage composition:—

METALLIC OXIDES.

Lead Oxide.		Copper Oxide.	
Lead	92·82	Copper	79·75
Oxygen	7·18	Oxygen	20·25
	100·00		100·00

Mercury Oxide.		Cadmium Oxide.	
Mercury	92·60	Cadmium	87·49
Oxygen	7·40	Oxygen	12·51
	<hr/>		<hr/>
	100·00		100·00
	<hr/>		<hr/>

Whilst the corresponding sulphides exhibit the following composition:—

METALLIC SULPHIDES.

Lead Sulphide.		Copper Sulphide.	
Lead	86·58	Copper	66·31
Sulphur	13·42	Sulphur	33·69
	<hr/>		<hr/>
	100·00		100·00
	<hr/>		<hr/>

Mercury Sulphide.		Cadmium Sulphide.	
Mercury	86·20	Cadmium	77·73
Sulphur	13·80	Sulphur	22·27
	<hr/>		<hr/>
	100·00		100·00
	<hr/>		<hr/>

If, as before, we now compare the quantity of each metal united with one and the same weight of oxygen, say 15·96 parts by weight, as found in the list of the elements, page 52, we get the following numbers:—

Lead Oxide.		Copper Oxide.	
Lead	206·40	Copper	63·00
Oxygen	15·96	Oxygen	15·96
	<hr/>		<hr/>
	222·36		78·96
	<hr/>		<hr/>

Mercury Oxide.		Cadmium Oxide.	
Mercury	199·80	Cadmium	111·60
Oxygen	15·96	Oxygen	15·96
	<hr/>		<hr/>
	215·76		127·56
	<hr/>		<hr/>

And if we investigate the sulphides, we find that one and the same weight of sulphur, viz.—31·98 parts by weight unites with the following quantities of metal as found already to form sulphides. Thus we have:—

Lead Sulphide.		Copper Sulphide.	
Lead	206·40	Copper.	63·00
Sulphur	31·98	Sulphur	31·98
	238·38		94·98
	238·38		94·98
Mercury Sulphide.		Cadmium Sulphide.	
Mercury	199·80	Cadmium	111·60
Sulphur	31·98	Sulphur	31·98
	231·78		143·58
	231·78		143·58

Hence again we see that each of these metals unites in a fixed proportion with both oxygen and sulphur, so that

206·4 parts by weight of lead combine with		15·96 of oxygen		31·98 of sulphur
63·0	”	”	copper	”
199·8	”	”	mercury	”
111·6	”	”	cadmium	”

and these numbers are the combining weights of the metals in question, as given in the Table on page 52.

17 At a time when the constancy in composition of chemical compounds was still under discussion, John Dalton's speculative mind conceived an hypothesis which clearly explained the law of combination in constant proportions, and solved the question as to the nature of the compounds formed by the union of two or more elements in several different proportions. This hypothesis, known as *Dalton's Atomic Theory*, may be said to have become one of the most important foundation stones of the science, and to have exerted an influence on its progress greater than that of any other generalization, with, perhaps, the single exception of Lavoisier's explanation of the phenomena of combustion, and the discovery of the indestructibility of matter.

As has been said, the case frequently occurs of two elements uniting to form several compounds. For each of these the law of constant proportion holds good. Thus the two elements,

carbon and oxygen, unite to form two distinct compounds, carbonic oxide gas and carbonic acid gas, and 100 parts of each of these bodies are found by analysis to contain the following weights of the elements :—

	Carbonic Oxide Gas.	Carbonic Acid Gas.
Carbon	42·86	27·27
Oxygen	57·14	72·73
	100·00	100·00

Knowing these facts Dalton asked himself what was the relation of one element (say of the oxygen) in both compounds when the other element remains constant? He thus found that the one compound contained exactly double the quantity of oxygen which the other contained; thus :—

	Carbonic Oxide Gas.	Carbonic Acid Gas.
Carbon	11·97	11·97
Oxygen	15·96	31·92
	27·93	43·89

Thus again, analysis showed that two compounds which carbon forms with hydrogen, viz.: marsh gas and olefiant gas, have the following percentage composition :—

	Marsh Gas.	Olefiant Gas.
Carbon	74·95	85·68
Hydrogen	25·05	14·32
	100·00	100·00

Dalton then calculated how much hydrogen is combined in each compound with 11·97 parts by weight of carbon, and he found that in olefiant gas there are two parts by weight of hydrogen to 11·97 of carbon, whilst marsh gas contains four parts of hydrogen to the same quantity of carbon, or exactly double as much.

As another example we may take the compounds of nitrogen and oxygen, of which no less than five are known to exist. The

percentage composition of these five bodies is found by experiment to be as follows :—

	(1)	(2)	(3)	(4)	(5)
Nitrogen . .	63·71	46·75	36·91	30·51	25·99
Oxygen . .	36·29	53·25	63·09	69·49	74·01
	<u>100·00</u>	<u>100·00</u>	<u>100·00</u>	<u>100·00</u>	<u>100·00</u>

If then, like Dalton, we inquire how much oxygen is contained in each of these five compounds, combined with a fixed weight, say 28·02 parts of nitrogen (*i.e.* twice the combining weight of nitrogen), we find that this is represented by the numbers 15·96, 31·92, 47·88, 63·84, and 79·8. In other words, the relative quantities of oxygen are in the ratio of the simple numbers 1, 2, 3, 4, and 5. It has not been found possible to obtain any compounds containing quantities of oxygen intermediate to the above numbers; the combination of the two elements in any given intermediate quantities resulting simply in the formation of one (or more) of the above compounds leaving the excess of the one element in the free state.

18 These examples suffice to illustrate the *Law of Combination in multiple proportions*, which is intimately connected with the *Law of constant proportions*. These laws simply state that the elements unite together in the proportions of their combining weights or in multiples of these weights.

In order to explain the existence of these facts John Dalton proposed his Atomic Theory, which follows the doctrines of the Greek philosophers so far as it supposes that matter is not continuous, but made up of extremely small indivisible particles termed atoms (*a* privative and *τέμνω* I cut); but differs, however, from that of the ancients and becomes truly a chemical-atomic theory inasmuch as it supposes the atoms of different elements not to possess the same weights, but asserts that the relation between their weights is represented by the combining weights of the elements. Thus the atom of oxygen is 15·96 times as heavy as the atom of hydrogen, and the weights of the atoms of oxygen and chlorine are as 15·96 to 35·37. Dalton assumed, in the second place, that chemical combination consists in the approximation of the individual atoms to each other. Having made these assumptions he was able to explain why all compounds must contain their

constituents either in their combining proportions or in multiples of them.

Let us consider the case of the five compounds of nitrogen and oxygen; the first compound consists of two atoms of nitrogen whose relative weight is $14.01 \times 2 = 28.02$, united with one single atom of oxygen having a relative weight of 15.96. The next possible compound containing more oxygen is one in which the smallest indivisible portion of oxygen, or one atom weighing 15.96, is added to the first compound. The third possible compound must be formed by the approximation of a third atom of oxygen. The next possible compound contains four atoms of oxygen, and the last five atoms of oxygen united with the two atoms of nitrogen. It is thus clear that the atomic theory explains why no intermediate compounds are found to exist, but it is equally evident that it in no way decides how many compounds can be formed by any two or more elements. This at present can only be learned by experiment, but we are not without indications that a time approaches when this further problem will receive a theoretical solution.

Although the atomic theory satisfactorily explains all the known laws of chemical combination, the actual existence of atoms is far from being thereby positively proved; indeed from purely chemical considerations it appears unlikely that the question will ever be solved.¹ Nevertheless, there is evidence, gradually becoming more cogent, connected with certain physical phenomena, which compels us to admit a limit to the divisibility of matter. The phenomena in question belong to the science of molecular physics, and have reference to such subjects as the capillary attraction of liquids, the diffusion of gases, and the production of electricity by the contact of metals. Reasoning from facts observed in the study of these subjects, physicists have not only come to the conclusion that matter is discontinuous and therefore, that indivisible particles or molecules (*molecula*, a small mass) exist, but they have even gone so far as to indicate the order of magnitude which these molecules attain. Thus Sir William Thomson states that in any ordinary liquid or transparent or seemingly opaque solid, the mean distance between the centres of contiguous molecules is less than one hundred-millionth, and greater than the two thousand-millionth of a centimetre. Or, in order to form a conception of this coarse-grainedness, we may

¹ Williamson, "On the Atomic Theory," *Chem. Soc. Journ.*, vol. xxii. (1866) p. 323 and p. 433.

imagine a rain-drop or a globe of glass as large as a pea to be magnified up to the size of the earth, each constituent molecule being magnified in the same proportion; the magnified structure would be coarser-grained than a heap of small shot, but probably less coarse-grained than a heap of cricket-balls.¹

The existence of the molecular constitution of matter is likewise an essential condition of the mechanical theory of gases by means of which nearly every known mechanical property of the gases can be explained on dynamical principles, so that in this direction again, we have a confirmation of the real existence of molecules.

As, however, every chemical compound must consist of at least two elements, the *molecule* of a compound must consist of at least two smaller particles which are most probably identical with the *atoms*.

19 The discovery by Gay-Lussac and Humboldt in 1805 of the simple relation existing between the *combining volumes* of oxygen and hydrogen gases, followed by that of the general law of gaseous volumes enunciated in 1808 by Gay-Lussac alone, served as a powerful argument in favour of Dalton's Atomic Theory. This law states that *the weights of the combining volumes of the gaseous elements bear a simple ratio to their atomic weights*. Thus taking the unit volume of hydrogen gas to weigh 1, as being the lightest substance known, we find that

The unit volume of nitrogen gas weighs	14.01
" " " oxygen	15.96
" " " chlorine	35.37
" " " bromine	79.75
" " " iodine	126.53

and these numbers are identical with the atomic weights of the elements. In other words, nitrogen is 14.01 and the other substances 15.96, 35.37, 79.75, 126.53 times as heavy as hydrogen respectively. If combination between these elements takes place in atomic proportions, or in simple multiples of these proportions, it is clear that the volumes in which they combine must be either equal or that they must bear a simple relation to one another. This Gay-Lussac found by experiment to be the case. One volume of chlorine weighing 35.37 combines with one volume of hydrogen weighing one, to form hydrochloric acid

¹ Sir William Thomson, *Nature*, March 31, 1870.

gas; whilst one volume of oxygen weighing 15.96 combines with two volumes of hydrogen weighing two, to form water. Not only does this simple volume-ratio hold good with regard to the gases which combine, but also with respect to the gaseous products of their combination. The volume of a compound gas bears a simple ratio to that of its gaseous constituents; thus one volume of hydrogen and one volume of chlorine combine to form two volumes of hydrochloric acid gas; whilst two volumes of hydrogen and one volume of oxygen, when they unite, form two volumes of water-gas.

The simple relations exhibited in the volumes of combining gases are clearly shown by the following table:—

1 vol. of chlorine and 1 vol. of hydrogen form 2 vols. of hydrochloric acid.
1 " bromine and 1 " " " 2 " hydrobromic acid.
1 " iodine and 1 " " " 2 " hydriodic acid.
1 " oxygen and 2 vols. of hydrogen form 2 " steam.
1 " nitrogen and 3 " " " 2 " ammonia.

It thus is clear that *the number of atoms which is contained in a given volume of any gaseous body, must stand in a simple relation to that contained in the same volume of any other gas (measured under equal circumstances of temperature and pressure).* The simplest as well as the most probable supposition respecting this question is that put forward by Avogadro in 1811,¹ who assumed that *equal volumes of all the different gases, both elementary and compound, contain the same number of particles or integrant molecules,* and this theory is now generally accepted by physicists, who have arrived at the same conclusion as the chemists have reached by an independent train of reasoning. If we take the simplest case of volume combination, that of one volume of chlorine and one volume of hydrogen uniting to form hydrochloric acid gas, it is clear that the number of particles of the compound hydrochloric acid contained in one volume can only be half as large as that of the uncombined chlorine or hydrogen. Hence to conform to Avogadro's law, the integrant molecule of free chlorine and of free hydrogen must consist of at least two atoms joined together, and we shall represent the combination as taking place between two volumes (one molecule) of chlorine, and two volumes (one molecule) of hydrogen, forming four volumes (two molecules) of the compound hydrochloric

¹ *Journ. de Phys.*, par De la Méthérie, t. 73, Juillet, 1811, p. 53-76. *Ibid.* Feb. 1814.

acid gas. Again, two volumes of steam contain two volumes of hydrogen and one volume of oxygen, hence if there are the same number of molecules of steam, of hydrogen, and of oxygen in the same volume of each gas, it is clear that in the formation of water from its elements, each molecule of oxygen must be split up into two similar parts. From this train of reasoning it follows that *an atom is the smallest portion of matter which can enter into a chemical compound*, whilst a molecule, on the other hand, is the smallest quantity of an element or of a compound which can exist in the free state. It must, however, be borne in mind that the molecules of the simple gases do not always contain two atoms. Thus, for instance, the molecule of phosphorus vapour consists of four atoms, whilst that of mercury vapour consists of single atoms.

20 For the first time we may now employ *chemical symbols*, a kind of shorthand, by which we can conveniently express the various chemical changes. To each element we give a symbol, usually the first letter of the Latin, which is generally also that of the English name. Thus O stands for oxygen; H for hydrogen; S for sulphur; Au for gold (aurum); Ag for silver (argentum). These letters, however, signify more than that a particular substance takes part in the reaction. They serve also to give the quantity by weight in which it is present. Thus O does not stand for *any* quantity, but for 15·96 parts by weight (the combining weight) of oxygen; H always stands for one part by weight of hydrogen; and in like manner S, Au, and Ag stand invariably for 31·98, 196·8, and 107·66 parts by weight of the several elements respectively. By placing symbols of any elements side by side, a combination of the elements is signified, thus:—

HCl Hydrochloric acid
HBr Hydrobromic acid

HI Hydriodic acid
HgO Mercuric oxide.

If the compound contains more than one combining weight, or, as we may now term it, more than one atom of any element, this is indicated by placing a small number below the symbol of the atom of the element, thus H_2O signifies 17·96 parts by weight of a compound (water) containing two atoms or two parts by weight of hydrogen and one atom or 15·96 parts by weight of oxygen. Hence it is clear that *the molecular weight of a compound is the sum of the atomic weights of the component parts*.

If the chemical formula of any compound is known, its

composition by weight is also known. Thus KClO_3 signifies a body called potassium chlorate having the following composition as ascertained by analysis:—

		Parts by weight.		Percentage composition.
Potassium . .	K .	39·04		31·92
Chlorine . .	Cl .	35·37		28·93
Oxygen . .	O_3 .	47·88		39·15
		122·29		100·00
		122·29		100·00

It is usual to represent chemical changes in the form of equations; the materials taking part in the change being placed on one side and the products formed, which must be equal to the materials in weight, being placed on the other. If we heat chlorate of potash, or, as it is now more frequently termed potassium chlorate, it is decomposed into oxygen and potassium chloride, and this decomposition is represented by the equation



in which the sign + connects the two products and signifies "together with." This shows us that 122·29 parts by weight of this salt leave behind on heating 74·41 parts ($35·37 + 39·04$) of potassium chloride and liberate 47·88 parts of oxygen. Hence it is clear that the quantity of oxygen which is obtained from any other weight of the salt and *vice versa* can be found by a simple calculation when the equation representing the chemical change is known.

To take a more complicated case, if we know that the equation representing the change which occurs when we heat potassium ferrocyanide $\text{K}_4\text{C}_6\text{N}_6\text{Fe}$ with strong sulphuric acid H_2SO_4 and water, is the following:—



yielding carbon monoxide gas CO , potassium sulphate K_2SO_4 , ammonium sulphate $(\text{NH}_4)_2\text{SO}_4$, and iron sulphate FeSO_4 , we can easily calculate how many grains of carbon monoxide gas CO can be obtained from any given weight of the ferrocyanide $\text{K}_4\text{C}_6\text{N}_6\text{Fe}$, inasmuch as analysis proves that the weight of a molecule of each of these substances is as follows:—

Carbon Monoxide.		Ferrocyanide of Potassium.		
Carbon	C . .	11.97	Potassium K_4 . .	156.16
Oxygen	O . .	15.96	Carbon C_6 . .	71.82
		<hr/>	Nitrogen N_6 . .	84.06
		27.93	Iron . . Fe . .	55.90
				<hr/>
				367.94

The foregoing equation then shows that one molecule of the ferrocyanide, or 367.94 parts by weight, yields 6 molecules, or 167.58 parts by weight of carbon monoxide, and hence a simple proportion gives the quantity yielded by any other weight. The illustration is, however, not yet complete; commercial potassium ferrocyanide contains, as do many chemical crystalline compounds, a certain quantity of *water of crystallization*, which is given off when the salt is heated, in consequence of which the crystals fall to a powder. But, as the equation shows, a certain quantity of water takes part in the reaction, and it is, therefore, unnecessary to dry the salt previously if only we know how much water of crystallization the salt contains. Analysis has shown that the commercial salt has the composition $K_4C_6N_6Fe + 3H_2O$; hence if we add 3×17.96 , the weight of 3 molecules of water to 367.94, we obtain the number 421.82, as the weight of the *hydrated* salt, which must be taken in order to obtain 167.58 parts by weight of carbon monoxide.

As, however, the quantity of a gas is almost always estimated by measuring its volume, and from this volume calculating its weight, it becomes of the greatest importance to know how to calculate the volume of a gas from its weight, or *vice versa*. This can readily be done, for we find that the *density of every compound in the gaseous state is half its molecular weight*; or that *every molecule in the gaseous state occupies the volume filled by two parts by weight of hydrogen*. One litre of hydrogen gas at 0° and under 760^{mm} of mercury weighs 0.089578 gram.; hence the weight of a litre of any other gas measured under the same circumstances of temperature and pressure is obtained by multiplying the density of the gas, or half its molecular weight, by the above number, or by 0.0896, when absolute accuracy is not required. Thus one litre of carbon monoxide weighs $\frac{27.93}{2} \times 0.0896 = 1.251$ grms., and 167.58 grms. of this substance occupy a volume of $\frac{167.58}{1.251}$ litres at 0° and 760^{mm}.

It is now easy to calculate what volume this weight will occupy at any other temperature or pressure, for we know that the coefficient of expansion of all gases when raised from 0° to 1° C. is $\frac{1}{273}$ (Law of Charles), and that the volume of all gases is inversely proportional to the pressure to which they are subjected (Law of Boyle). Hence if the temperature at which the gas was collected were 17° C., and if the barometer then stood at 750^{mm} the volume (v) in litres of the carbon monoxide collected would be

$$v = \frac{167.58 \times (273 + 17) \times 760}{1.251 \times 273 \times 750}.$$

GASES AND VAPOURS.

21 The gaseous condition of matter is well defined to be that in which it is capable of indefinite expansion. If a quantity of gas as small as we please is placed in a closed vacuous space, however large, the gas will distribute itself uniformly throughout that space. The relation between the volume and pressure of a gas, the temperature remaining constant, is expressed by the well known law of Boyle (1662) viz., that the volume of gas varies inversely as the pressure, or, in other words, the pressure of a gas is proportional to its density; so that the pressure exerted on the containing vessel by two portions of any given gas is the sum of the pressures which each portion would exert if present by itself. Dalton extended this law inasmuch as he showed that if different gases, which do not act chemically on each other, are mixed together, the pressure exerted is likewise the sum of the separate pressures of the different gases. The law of Boyle is, however, only approximately true, for it is found that no gas exactly obeys this law under high pressures, although under moderate variations of pressure the deviations are inappreciable. The deviations from the law which are thus observed under high pressures are seen in the following table exhibiting the experimental results obtained by Natterer:¹

¹ *Pogg. Ann.* xciv. 436.

Table of Deviations from the Law of Boyle.

Pressure in Atmospheres.	Number of volumes of gas compressed into one volume				
	Hydrogen.	Oxygen.	Nitrogen.	Air.	Nitric Oxide
1	1	1	1	1	1
50	50	50	50	50	50
100	98	100	99	100	100
500	396	439	381	396	412
1,000	623	595	519	527	544
1,500	776	—	590	607	617
2,000	899	—	641	661	669

If however whilst the pressure on a gas is largely increased the temperature of the gas be at the same time reduced to a very low point, all gases without exception undergo sudden contraction, the gas changing into a liquid. The first instance of a substance, which, under ordinary conditions, is known as a gas, being thus transformed by pressure into a liquid is chlorine gas. This gas was first liquefied under pressure by Northmore¹ in 1806. Faraday investigated the subject fully shortly afterwards² showing that many other gases such as sulphurous acid, carbonic acid, euchlorine, nitrous oxide, cyanogen, ammonia, and hydrochloric acid gases can also be reduced to the liquid state. In these experiments Faraday employed bent tubes made of strong glass, in the one limb of which, being closed at the end, materials were placed which on being heated will yield the gas; the open limb of the tube was then hermetically sealed and the gas evolved by heating the other end. The pressure or tension exerted by the gas itself, when thus generated in a closed space is sufficient to condense a portion into the liquid state. The following table shows the maximum tensions of some of these more readily liquefiable gases at 0°.—

Table of Tensions.

	Atmospheres.		Atmospheres.
Sulphur dioxide	1.53	Sulphuretted hydrogen	10.00
Cyanogen	2.37	Hydrochloric acid . . .	26.20
Hydriodic acid	3.97	Nitrous acid	32.00
Ammonia	4.40	Carbon dioxide	38.50
Chlorine	8.95		

¹ Northmore, *Nicholson's Journal*, xii. 368; xiii. 232.² *Phil. Trans.* 1823, p. 160. *Ibid*, 1823, p. 189

If, therefore, any of the above gases at 0° be exposed to pressures exceeding those given in the table they will condense to liquids.

The liquefaction of gases can be brought about not merely by simple exposure to high pressure but also to low temperature; ¹ thus, if we reduce the temperature of sulphurous acid gas, under the ordinary atmospheric pressure, to -10° it liquefies, and when the temperature sinks to -76° , the liquid freezes to an ice-like mass.

Until the recent important researches of Pictet² and Cailletet³ certain gases, such as oxygen, hydrogen, and nitrogen, had resisted all attempts to reduce them to the liquid or solid state, and to these the name of the permanent gases was given. The endeavours of these two experimentalists to liquefy these gases has, however, been crowned with success, so that the difference between gases and vapours has now been shown to be one of degree only. A detailed description of the methods adopted for attaining this result will be found in the appendix to the second part of the second volume of this work on page 516. It must suffice here to state that oxygen is obtained in the liquid condition, when the gas is exposed to a pressure of about 475 atmospheres at a temperature of -120° , whilst in order to liquefy hydrogen a pressure of 650 atmospheres, and a temperature of -140° must be employed.

22 Another simple numerical law which characterises the gaseous condition is known as the law of Charles, often called the law of Gay-Lussac (1802) or of Dalton (1801), but first experimentally demonstrated by Charles. This states that all gases measured under constant pressure, expand equally for equal increments of heat, one volume at 0° becoming 1.3665 at 100° , so that the coefficient of expansion of gases is 0.003665 or nearly $\frac{1}{273}$ for an increase from 0° to 1° Centigrade. The same law of equality in expansion has been found to hold good for all other temperatures under which it has been examined. The laws affecting the gaseous state as regards pressure and heat are distinguished by their simplicity and uniformity from those governing the solid and liquid forms of matter. For in the case of solids and liquids the action on the volume of pressure as well as that of heat is different in every substance, whilst gases are all uniformly affected. Hence we are led to conclude that the gaseous form of matter is that in which the constitution is

¹ Faraday, *Phil. Trans.* 1845, p. 155.

² *Compt. Rend.* lxxxv. 1214, 1220.

³ *Ibid.* 815.

most simple, and this result is borne out by many other considerations.

It is evident from what has been said that the distinction between gas and vapour is only one of degree, for a vapour is simply an easily condensable gas. The same laws which regulate the volume of gases under change of temperature and pressure apply to vapours, at any rate when they are examined at temperatures considerably above their points of condensation. When a gas or vapour is near this point its density increases more quickly than the pressure, and as soon as this point is reached the least increase of the pressure brings about a condensation of the whole to a liquid. The temperature at which the liquid again assumes the gaseous form is termed the *boiling-point* of the liquid, and at this temperature *the tension of the vapour is equal to the superincumbent pressure*. The following table gives the boiling-point of some well known bodies under a pressure of 760 mm. of mercury:—

Table of Boiling-Points.

Nitrous oxide . . .	-105°	Acetic acid . . .	118°.
Carbonic acid . . .	-78°	Propionic acid . . .	140°
Cyanogen	-21°	Butyric acid . . .	162°
Sulphurous acid . . .	-10°	Phenol	181°·5
Ethyl chloride . . .	+12°·5	Aniline	182°
Prussic acid	26°·5	Napthalene	217°
Ether	34°·5	Phosphorus	290°
Carbon disulphide . .	43°·3	Sulphuric acid . . .	332°
Chloroform	62°	Mercury	350°
Bromine	63°	Sulphur	440°
Alcohol	78°·4	Cadmium	860°
Benzene	87°	Zinc	1040°
Water	100°		

Liquids possess a notable tension below their boiling-points; thus water gives off vapour at all temperatures, and even slowly evaporates when in the solid state, for the tension of the vapour coming from ice at -10° is 0·208 mm. According to the experiments of Faraday, there is, however, a limit to evaporation; thus he found that mercury which gives out a perceptible amount of vapour during the summer emits none in the winter; and that certain compounds which can be volatilized at 150°

undergo no evaporation when kept for years at the ordinary temperature. The tension of the vapour of a liquid is constant for a given temperature, and this amount which is always reached when an excess of the liquid is present is termed the maximum tension of the vapour. Dalton¹ in 1801 discovered that this maximum tension or density of a vapour is not altered by the presence of other gases, or, in other words, that the quantity of a liquid which will evaporate into a given space is the same whether the space is a vacuum or is filled with another gas. The same philosopher also believed that the vapours of all liquids possessed an equal tension at temperatures equally distant from their boiling-points. Regnault² has, however, shown by exact experiments that the above conclusions can only be considered as approximately true, inasmuch as he found that about 2 per cent. *more* vapour ascends into a space filled with gas than into a vacuum, whilst at considerable but equal distances from the boiling-point the tensions of volatile liquids are by no means equal.

THE CONTINUITY OF THE GASEOUS AND LIQUID STATES OF MATTER.

23 It is matter of everyday experience that the tension of the vapour of water and of other liquids heated with excess of the liquid in closed vessels, increases in a very rapid ratio with increase of temperature, and that the density of the steam or vapour in such a case undergoes a similar rapid increase. Thus at 231° the weight of a cubic metre of steam is $\frac{1}{81}$ part of the weight of the same bulk of water at the point of maximum density of 4°, the weight of steam at 100°, being only $\frac{1}{1760}$ of the same bulk of water, so that at a temperature not very far above 230° the weight of the vapour will become equal to that of the liquid. The result of this must be that under these circumstances a change from the gaseous to the liquid state is not accompanied by any condensation, and in such a case the distinctions we have been in the habit of drawing between these conditions of matter cease to have any meaning. So long ago as 1822, Cagniard de la Tour¹ made experiments upon the action of

¹ *Manch. Memoirs*, 1st series, vol. v. p. 535.

² *Mémoires de l'Acad. des Sciences*, xxi. 465.

³ *Ann. Chim. Phys.*, (2) xxi. 127, xxii. 410.

liquids sealed up in glass tubes of a capacity but little greater than that of the liquid. When a tube one-fourth filled with water was heated up to about 360° the water entirely disappeared, the tube appearing empty, and as the vapour cooled a point was reached at which a kind of cloud made its appearance, and in a few moments afterwards the liquid was again visible. Cagniard de la Tour considered that the substance when thus heated assumes the gaseous condition; but Dr. Andrews¹ has shown that in such an experiment the properties of the liquid and those of the vapour constantly approach one another, so that above a given temperature the properties of the two states cannot be distinguished. Hence it follows that at all temperatures above this particular one, no increase of pressure can bring about the change by condensation which we term liquefaction. This temperature is called by Andrews the *critical point*. In the case of the difficultly condensable gases such as oxygen, hydrogen, &c., the critical points lie at so low a temperature that they cannot be reached by cooling the gas in the ordinary way. In order to reach this necessary point Pictet lowered the temperature of the gas to -140 , by the rapid evaporation of liquefied carbonic acid, and of nitrous oxide gases, whilst Cailletet attained the same end by allowing the highly compressed oxygen or hydrogen suddenly to expand, when a correspondingly sudden absorption of heat occurs, the temperature consequently sinking so low that a condensation of the gas to a liquid is observed. For many gases, however, the critical points are situated at temperatures which render the observation of this fact easy. Thus, for example, the critical temperature for carbon dioxide (or carbonic acid gas) is $30^{\circ}92$, and at all temperatures above this point no condensation from gas to liquid occurs; so that if the pressure on the gas be gradually increased up to 150 atmospheres a steady diminution of volume occurs as the pressure augments, and no sudden diminution of volume will occur in any stage of it. The temperature may then be gradually allowed to fall until the carbon dioxide has reached the ordinary temperature of the air when it is found to be a liquid; thus beginning with a gas and by a series of gradual changes, presenting nowhere any abrupt alteration of volume or sudden evolution of heat, it ends by being an undoubted liquid. This clearly shows that the properties of a gas can be continually and imperceptibly changed into those of a liquid.

¹ *Phil. Trans.* 1869, Part 2, p. 575.

THE KINETIC THEORY OF GASES.

24 The doctrine that heat is only a kind of motion is one which is now generally admitted, so that a hot body may be regarded as possessing a store of energy, some portion of which at any rate may be made use of to accomplish actual work. The energy of motion is termed Kinetic (from *κίνησις*, I move), and this energy is communicated when the body possessing it comes to rest by contact with some other body. The other form of energy depending on position with respect to other bodies and not upon the condition of matter is termed Potential energy. It has been shown that in a hot body a very considerable portion of the energy arises from a motion of the parts of the body; so that every hot body is in motion, but this motion is not one affecting the motion of the mass as a whole but only that of the molecules or small portions of the body. These molecules may consist of a collection or system of smaller parts or atoms which partake as a whole of this general motion of the molecule. The subject of the motion of the smallest particles of matter attracted the attention of the ancients, and Lucretius held that the different properties of matter depended upon such a motion. Daniel Bernoulli was the first to conceive the idea that the pressure of the air could be explained by the impact of its particles on the walls of the containing vessel, whilst in the year 1848, Joule¹ showed that these views were correct, and calculated the mean velocity which the molecules must possess in order to bring about the observed pressure. Since the above date, Clausius, Maxwell, and other physicists have extended and completed the dynamical theory of gases. Many of the phenomena observed in gases and also in liquids, especially diffusion, prove that the large number of small particles, or molecules of which these forms of matter are made up are in a constant condition of change or agitation, and the hotter a body is, the greater is the amount of this agitation. According to the kinetic theory, these molecules are supposed to move with great velocity amongst one another, and, when not otherwise acted on by external forces, the direction of this motion is a rectilinear one, and the velocity uniform. The molecules, however, come into frequent contact with one another, or as Maxwell describes it, encounters between two

¹ *Brit. Assoc. Reports*, 1848, 2nd Part. p. 21.

molecules occur. In these encounters, and also when the molecules strike the surface of the containing vessel, no loss of energy takes place, provided of course that everything is at the same temperature, so that the total energy of the inclosed system remains unaltered. From these principles the experimental gaseous laws previously alluded to, as well as others, can be theoretically deduced. Thus in the first place the law enunciated by Gay-Lussac, viz. that the densities of gases are proportional to their molecular weights is expressed by saying that when two gases are at the same temperature and pressure the number of molecules in the unit volume is the same in both gases. The law of the equal dilatation of gases, the law of pressures, as well as the laws of gaseous diffusion and effusion can in like manner be deduced from the Kinetic theory. This subject will again be referred to in the chapters on Theoretic Chemistry.

DIFFUSION OF GASES.

25 Early in the history of gaseous chemistry it was observed that when gases of different specific gravities, which exert no mutual chemical action, are once thoroughly mixed, they do not of themselves separate in the order of their several densities by long standing. On the contrary, they remain uniformly distributed throughout the mass. Priestley¹ proved this by very satisfactory experiments; but he believed that if the different gases were very carefully brought together, the heavier one being placed beneath and the lighter one being brought on to the top without being mixed with the other, they would then, on being allowed to stand, not mix, but continue separate one above the other. Dalton,² in 1803 proceeded to investigate this point and he came to the conclusion that a lighter gas cannot rest upon a heavier, as oil upon water, but that the particles of the two gases are constantly diffusing themselves through each other until an equilibrium is reached, and this without any regard to their specific gravities. This conclusion Dalton regarded as a necessary consequence of his theory of the constitution of matter, according to which the particles of all gaseous bodies exert a repulsive influence on each other, and each gas expands into the space occupied by the other as it would into a vacuum. In fact, however, it does not so expand, for the ratio at which a gas diffuses into another gas is many

¹ *Observations on Air*, vol. ii. p. 441.

² *Munch. Memoirs*, 1805, p. 259.

thousand times slower than that at which it rushes into a vacuum.¹ As was usual with him the apparatus used by Dalton in these experiments was of the simplest kind. It consisted of a few phials and tubes with perforated corks. "The tube mostly used was one 10 inches long and of $\frac{1}{16}$ inch bore; in some cases a tube of 30 inches in length and $\frac{1}{8}$ inch bore were used; the phials held the gases which were the subject of experiment and the tube formed the connection. In all cases the heavier gas was in the lower phial and the two were placed in a perpendicular position, and suffered to remain so during the experiment in a state of rest; thus circumstanced it is evident that the effect of agitation was sufficiently guarded against; for a tube almost capillary and 10 inches long, could not be instrumental in propagating an intermixture from a momentary commotion at the commencement of each experiment." The gases experimented on were atmospheric air, oxygen, hydrogen, nitrogen, nitrous oxide and carbonic acid; and after the gases had remained in contact for a certain length of time the composition of that contained in each phial was determined, and invariably showed that a passage of the heavier gas upwards and the lighter gas downwards, had occurred. Similar experimental results were also obtained by Berthollet in 1809.²

The passage of gases through fine pores was likewise observed by Priestley³ in the case of unglazed earthenware retorts which although perfectly air-tight so as not to allow of any escape by blowing in, allowed the vapour of water to pass out whilst air came in, even where the gas in the retort was under a greater pressure than that outside. Dalton was the first to explain this fact as being due to precisely the same cause as that which brings about the exchange of gases in the phials connected with the long tubes, only that here we have a large number of small pores instead of one (the bore of tube) of sensible magnitude.

In the year 1823 Döbereiner⁴ made the remarkable observation that hydrogen gas collected over water in a large flask which happened to have a fine crack in the glass, escaped through the crack into the air, whilst the level of the water rose in the flask to a height of nearly three inches above its level in the trough. Air placed in the same flask did not produce a similar effect, nor was this rise of the water observed with the flask full of hydrogen when it was surrounded with a bell-jar filled with the same gas.

¹ *Phil. Mag.* 4, 26, 409.

³ *Observations, &c.*, vol. ii. p. 414.

² *See Mém. d'Arcueil*, tom. ii. p. 463.

⁴ *Ann. Chim. Phys.* 1823, xxiv. 332.

26 As in the former instance, the discoverer of the fact was unable to explain the phenomenon, and it was not until 1832 that Thomas Graham¹ in repeating Döbereiner's experiments showed that no hydrogen could escape by the crack without some air coming in, and enunciated the law of gaseous diffusion founded on the results of his experiments, viz., that the rate at which gases diffuse is not the same for all gases but that their *relative rates of diffusion are inversely proportional to the square roots of their densities*, so that hydrogen and oxygen having the relation of their densities as 1 to 16 the relative rates of diffusion are as 4 to 1.

Instead of using cracked vessels Graham employed a *diffusion tube* consisting of a glass tube open at each end and about six to fourteen inches in length and half an inch in diameter; a wooden cylinder is introduced into the tube so as to fill it with the exception of half an inch at one end, and this unoccupied space is filled with a plug of plaster of Paris; the cylinder being withdrawn after the paste of plaster has set. With such a tube divided into volumes of capacity, filled with gas and placed over water, the rate of the rise or depression of the water, could be easily observed and the composition of the gas both before and after the experiment ascertained. In this way the relative diffusibility of various gases was determined, the results of Graham's experiments being shown in the following table.

DIFFUSION OF GASES.

Gas.	Density.	Square root of density.	$\frac{1}{\sqrt{\text{density}}}$	Velocity of diffusion of air = 1.
Hydrogen	0.06926	0.2632	3.7794	3.83
Marsh gas	0.559	0.7476	1.3375	1.344
Steam	0.6235	0.7896	1.2664	—
Carbonic oxide.	0.9678	0.9837	1.0165	1.1149
Nitrogen	0.9713	0.9856	1.0147	1.0143
Ethylene.	0.978	0.9889	1.0112	1.0191
Nitric oxide	1.039	1.0196	0.9808	—
Oxygen	1.1056	1.0515	0.9510	0.9487
Sulphuretted hydrogen .	1.1912	1.0914	0.9162	0.95
Nitrous oxide	1.527	1.2357	0.8092	0.82
Carbon dioxide.	1.52901	1.2365	0.8087	0.812
Sulphurous acid	2.247	1.4991	0.6671	0.68

¹ Edin. Phil. Trans. xii. 1834, 222. Phil. Mag. 1833, ii. 175

The observed velocities of diffusion agree very closely with those obtained by calculation. This is, however, only the case when the porous plate through which the diffusion takes place is very thin. If the plates be thick the gases have to pass through a series of capillary tubes, and the rate of diffusion is considerably diminished by the friction.

The passage of the gases through capillary tubes has been termed *transpiration of gases*, and this is governed by other laws than those of diffusion, as in transpiration we have to do with a motion of the mass of the gas, whereas in diffusion the motion is purely molecular. Thus when allowed to pass through capillary tubes the rate of transpiration of equal volumes of the following gases was found by Graham to be represented by the numbers :—

Oxygen	1.00
Hydrogen	0.44
Carbon dioxide . .	0.72

Numbers which bear no relation to the square roots of the densities of the gases.

Of all substances, that which is best adapted for exhibiting the laws of diffusion is a thin plate of artificial graphite. With a porous plate of graphite 0.5 mm. in thickness Graham¹ obtained the following times of diffusion into air under a pressure of 100 mm. of mercury.

	Time of molecular passage.	Square root of density $\rho = 1$.
Hydrogen	0.2472	0.2502
Oxygen	1.0000	1.0000
Carbon dioxide . .	1.1886	1.1760

When the same gases were allowed to diffuse into a vacuum the following were the results :—

	Time of molecular passage.	Square root of density $\rho = 1$.
Hydrogen	0.2505	0.2502
Air	0.9501	0.9507
Oxygen	1.0000	1.0000
Carbon dioxide . .	1.1860	1.1760

Hence it appears that a plate of artificial graphite is practically impermeable to gas by transpiration but is readily penetrated by gases when in molecular or diffusive movement, whether the gases

¹ *Phil. Trans.* 1863, p. 392.

pass under pressure into air or into a vacuum, and this substance, therefore, serves as a kind of "pneumatic sieve" which permits the passage of the molecules but not the masses of the gas.

27 The phenomena of diffusion can be strikingly demonstrated by the following experiments:—

First. To one end of a glass tube about 1 metre in length and 1 c. m. in diameter, having a bulb blown on to it, a cylindrical porous cell (such as those used for galvanic batteries) is fixed by means of a caoutchouc cork. The other end of the tube is drawn out to a fine point and bent round as shown in Fig. 11. If now a vessel filled with hydrogen be held over the porous jar this gas will enter in more quickly than the air can issue, viz. in the proportion of the inverse square roots of their densities or as $\sqrt{14.4}$ to 1, or as 3.8 volumes to one volume, so that the pressure in the porous cell will increase and the coloured water placed in the bulb will be driven out in the form of a fountain through the narrow jet.

A *second* experiment showing the mode in which one gas may be separated from another by diffusion (termed *atmolysis* from *ἀτμός* vapour and *λύω* I loosen) is the following. A slow current of the detonating gas obtained by the electrolysis of water,

and consisting of 2 volumes of hydrogen to 1 volume of oxygen, is allowed to pass through a common long clay tobacco-pipe, the gas on issuing from the pipe being collected




FIG. 11.

over water in a pneumatic trough. On bringing the gas, thus collected, in contact with a flame it no longer detonates. On the contrary, it will rekindle a glowing chip of wood; thus showing that in its passage through the porous pipe the greater portion of the lighter hydrogen has escaped by diffusion through the pores of the clay, whilst the heavier oxygen has not passed through.

A *third* experiment to illustrate the law of diffusion is one which possesses interest from another point of view, inasmuch as it has been proposed to employ the arrangement for giving warning of the outbreak of the dangerous and explosive

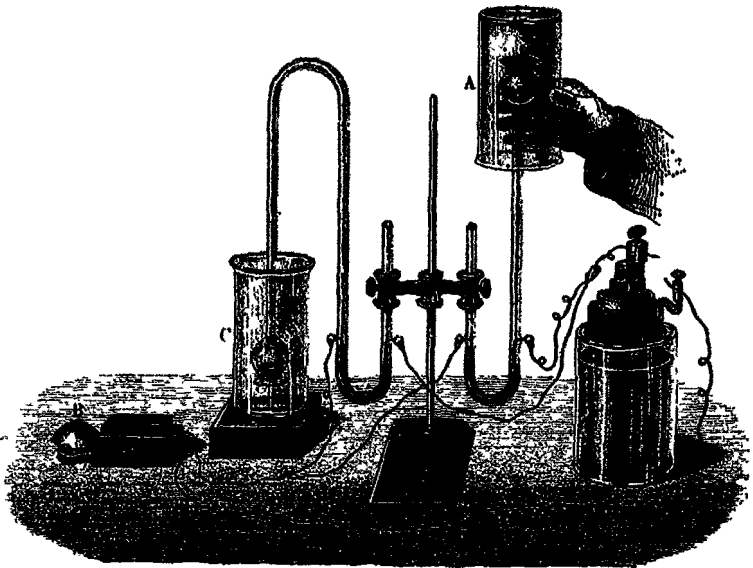


FIG. 12.

gas termed fire-damp by the coal-miners. Fire-damp or marsh gas is lighter than air, and 134 volumes of this gas will diffuse through a porous medium in the same time as 100 volumes of air will do. Hence if a quantity of fire-damp surround the porous plate, the volume within the vessel will become larger, and this increase of volume may be made available either to drive out water as in the first experiment or to alter the level of a column of mercury so as to make contact with a connected battery and then to ring a warning bell. The latter form of apparatus is seen in fig. 12.

Holding a beaker-glass (A) filled with hydrogen or common coal-gas over the plate of porous stucco fastened into the tube-funnel an increase of volume occurs inside the glass tube and a consequent depression of the mercury takes place in the bend of the tube which is sufficient to make metallic contact with a second platinum wire fused through the glass and to bring the current to act on the magnet of the electric-bell (B). The other tube is arranged for showing that a dense gas, such as carbonic acid, does not diffuse through the porous septum so quickly as air escapes. By immersing the porous plate in a jar (C) filled with the heavy gas, the volume inside the tube becomes less, the level of the mercury in the bend is altered, contact is again made with the battery, and the ringing of the bell gives notice of the change.

28 *Effusion of Gases* is the name given by Graham to the flow of gases under pressure through a minute aperture in a metallic plate. The law which regulates diffusion is found to hold good with regard to this molecular motion of gases, the times required for equal volumes of different gases to flow through an aperture of a diameter of $\frac{1}{300}$ of an inch having been found to be very nearly proportional to the square roots of their densities, and the velocity of flow being inversely as the square roots of their densities.

This law which is true for the flow of all fluids through a small aperture in a thin plate has been applied by Bunsen¹ for the purpose of determining the specific gravity of gases, the method serving admirably when only small quantities of the gas can be obtained.

CHEMICAL NOMENCLATURE.

29 Nomenclature is the spoken language of chemistry, as notation is the symbolic written language of the science. With the progress of discovery, chemical nomenclature has naturally undergone great and frequent changes. The ancients were acquainted with only seven metals, viz. :—gold, silver, copper, tin, iron, lead, and mercury. Of these the first six are mentioned by Homer; mercury was not known in his time, but mention is made of the liquid metal by authors living one century before Christ. These seven metals were originally supposed to be in some way connected with the seven heavenly bodies then known to belong to our system. To bright yellow gold

¹ *Gasometry*, p. 121.

the name of *Sol* was given; whilst white silver was termed *Luna*; copper, which had chiefly been obtained from the island of Cyprus and received its common name (*cuprum*) from this source, was likewise called *Venus*, after the protectress of the island. Tin was specially dedicated to *Jupiter*; iron to *Mars*, the god of war; whilst heavy, dull lead was connected with *Saturn*, and the mobile quicksilver was called *Mercury*, after the active messenger of the gods. The alchemists not only invariably used these names, but employed the signs of the heavenly bodies as symbols for the metals, and many remnants of this practice are found to this day in all languages. Thus we still speak of "lunar-caustic" for silver nitrate, "saturnine poisoning" for poisoning by lead, whilst the name mercury has become the common one of the metal. To come to later times, we find that the language of the alchemists was always and designedly obscure and enigmatical, so that their names for chemical compounds were not based on any principle but even chosen for the sake of secrecy or deception, and, therefore, bore no relation to the substances themselves. From these fanciful terms the progress to a better state of things has been slow, and the changes which the names have undergone have been numerous, whilst the same substance has at one time frequently been designated by many distinct names, several of which are still in use.

Bodies were generally named and classed by the alchemists by virtue of certain real or fancied resemblances existing between their physical properties. Thus, bodies which can be obtained by distillation and are, therefore, easily volatile, were all termed *spirits*, so that alcohol (spirits of wine) was classed together with hydrochloric acid (spirits of salt), and these again with spirits of turpentine, although these three substances are chemically as different as any three substances well can be. In the same way, all viscid, thick liquids were termed *oils*, and thus sulphuric acid, or oil of vitrol, came to be placed in the same class as olive oil; whilst semi-solid bodies, such as antimony trichloride were termed *butters*, and considered to be analogous to common butter.

As soon as chemistry became a science, the nomenclature assumed a more scientific character. Some of the terms which came into use during the growth of the science have been mentioned in the Historical Introduction. These terms have by degrees been much changed, and, such revolutions have

accompanied the progress of the science, that at present the same compound is not unfrequently designated by different names. Thus it is clear that our nomenclature has not yet attained a permanent form, the names of chemical substances are not identical in different languages, and, even in the same language, difference of practice in naming compounds is found among chemists. Nevertheless, we are guided by certain specific rules, and the science no longer suffers from the arbitrary nomenclature which the descriptive natural sciences have to endure.

30 The foundation of the modern system of chemical names was laid by Lavoisier and his colleagues,¹ and the plan proposed by them has been maintained, with slight modifications, up to the present time. The principle upon which our system (for Inorganic Chemistry at least) is founded is, that every compound being made up of two or more elementary bodies united in different proportions, the name of that compound shall signify the nature of its elementary constituents, and as nearly as possible the relative proportions in which they are believed to be present. In the case of the Carbon compounds (Organic Chemistry) it was soon found impossible, from the large number of closely allied substances, uniformly to apply this system, and names suggested by the origin of the bodies have been in many cases adopted.

No special rule has been applied to the nomenclature of the elements. The old common names of those which have long been known, have in most cases been retained and when new elements have been discovered they have been named according to no pre-arranged plan. Some are named from the locality in which they have first been found; some from a characteristic property or from the mode of their discovery. By common consent the names of all recently discovered metals end in "*-ium*," as sodium, barium, vanadium. The names of a group of allied non-metallic elements end in "*-ine*," thus we have chlorine, bromine, iodine, and fluorine; those of another group of somewhat analogous non-metallic elements end in "*-on*," as boron, carbon, silicon, whilst those of two other non-metals, more nearly resembling the metals, end like the latter in "*-ium*," thus we have selenium and tellurium.

Lavoisier introduced the term "*oxyde*" to signify the combina-

¹ *Méthode de Nomenclature Chimique* proposé par MM. de Morveau, Lavoisier, Berthollet, et de Fourcroy. Paris, 1787. Translated into English by Pearson. Second edition, 1799.

tions of oxygen with the other elements, and words with the same ending have been since employed to denote the simple combinations of two elements or groups of elements, thus :—

The compounds of	form	such as
Hydrogen	Hydrides	Phosphorus hydrides.
Chlorine	Chlorides	Sodium chloride.
Bromine	Bromides	Magnesium chloride.
Iodine	Iodides	Lead iodide.
Fluorine	Fluorides	Calcium fluoride.
Oxygen	Oxides	Mercury oxide.
Sulphur	Sulphides	Zinc sulphide.
Selenium	Selenides	Potassium selenide.
Phosphorus	Phosphides	Calcium phosphide.
Carbon	Carbides	Iron carbide.

31 It not unfrequently happens that a metal forms several distinct oxides or chlorides, in which the constituents are present in simple multiple proportions of their combining weights. In these cases it is usual to give to each compound a name indicating either the number of atoms of oxygen which we believe to be combined with one atom of metal, or the simplest relation which we suppose it possible to exist between the number of atoms of metal and oxygen in the molecule: thus the oxide believed to contain one atom of oxygen is termed the monoxide: that containing two atoms is the dioxide: whilst oxides containing three, four, or five atoms of oxygen are called trioxides, tetrox- and pentoxides respectively. Sometimes the first oxide is termed the protoxide (*πρώτος*, first), the second deutoxide (*δευτερος*, second), the third trioxide (*τρίτος*, third), &c.

When the relation of metal to oxygen is that of 2 to 3, as in red hæmatite, Fe_2O_3 , the Latin prefix *sesqui*, meaning one and a half, is used, and the oxide is termed a sesquioxide. The same mode of designation applies to the compounds of metal with sulphur, chlorine, &c.: thus we speak of iron sesquisulphide, or, if we please, sesquisulphide of iron, Fe_2S_3 , of antimony trichloride, or, if we prefer it, the trichloride of antimony, SbCl_3 .

In the case of metals, such as iron and mercury for instance, which form two distinct series of compounds, one corresponding to a lower oxide, and another to a higher one, it is customary to use the endings "*-ous*" and "*-ic*" to denote the difference between the two sets of compounds. Thus we have the mercurous

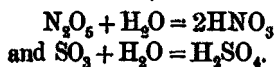
and the mercuric salts. Amongst others, mercurous oxide, Hg_2O , mercurous chloride, Hg_2Cl_2 (commonly called calomel), mercurous nitrate, $\text{Hg}_2(\text{NO}_3)_2$; and, on the other hand, mercuric oxide, HgO , mercuric chloride, HgCl_2 (commonly called corrosive sublimate), mercuric nitrate, $\text{Hg}(\text{NO}_3)_2$. In the same way we have the ferrous salts (from *ferrum*, iron) connected with ferrous oxide, FeO (also termed the monoxide), and the ferric salts connected with ferric oxide, Fe_2O_3 .

The advantages of the use of the endings *-ous* and *-ic* in discriminating between compounds of the same elements have been so well recognised that they are applied not only in the case of oxides and chlorides but also in that of acids. Thus sulphurous acid, H_2SO_3 , contains less oxygen than sulphuric acid, H_2SO_4 ; nitrous acid, HNO_2 , less than nitric acid, HNO_3 ; and carrying this distinction still further, the names of salts of acids ending in *-ous* terminate in *-ite*, whilst those derived from acids in *-ic* end in *-ate*; thus for example—

Nitrous acid	forms salts termed	nitrites.
Sulphurous acid	„ „	sulphites.
Nitric acid	„ „	nitrates.
Sulphuric acid	„ „	sulphates.

With respect to the nomenclature of *acids* and *salts* some difference of opinion has been expressed by chemists, and hence a certain amount of confusion exists in chemical writings.

Lavoisier, when he devised the present scheme of chemical nomenclature, believed that it is oxygen (*ὀξύς γεννάω*) which gives to the bodies formed by combustion in the gas their acid characters, and hence the highest oxides of the metals and non-metals were termed *acids*; thus P_2O_5 was called phosphoric acid, CO_2 carbonic acid, CrO_3 chromic acid, &c. Meanwhile other substances possessing acid properties became known, such as nitric acid, HNO_3 , and sulphuric acid, H_2SO_4 , and these were found to contain hydrogen and they, therefore, differed from the anhydrous oxides, N_2O_5 and SO_3 , from which they may be obtained by the action of water, thus:—



Moreover, acid bodies were next discovered, such as hydrochloric acid, HCl , hydrofluoric acid, HF , and hydrocyanic, HCN , which contain no oxygen; and thus it appears that Lavoisier's notion that the presence of oxygen is alone necessary to form an acid

is incomplete, and a more correct definition of an acid is that it is a hydrogen compound, in which the whole or a part of the hydrogen is capable of being replaced by a metal; in other words an acid is a hydrogen salt. So that nitric acid is hydrogen nitrate or hydric nitrate, HNO_3 , and by replacing the hydrogen by the metal potassium we obtain potassium nitrate or nitrate of potassium, KNO_3 . Sulphuric acid is hydrogen sulphate or hydric sulphate, H_2SO_4 , and either one or both the atoms of hydrogen can be replaced by potassium, giving rise, in the first instance to a salt termed hydrogen potassium sulphate (or commonly bisulphate of potash) HKSO_4 , and in the second case to potassium sulphate (commonly termed sulphate of potash), K_2SO_4 .

The anhydrous oxides (such as N_2O_5 and SO_3), from which the acids are derived, may be best termed *acid-forming oxides*, whilst the lower oxides, because they have the power of acting as *bases* and of forming salts when brought into contact with acids, are termed *basic oxides*.

32 At the time when our nomenclature was invented all salts were supposed to be compounds of an *acid* and a *base*; and names were given which indicated the fact that when the acid and the base are brought together a neutral salt is produced; thus, if we add potash (the base) to sulphuric acid (the acid) a salt is formed to which the name *sulphate of potash* was given, and this view of the formation of salts being still held, the name indicating this view is still commonly used. Where the acid is combined with a heavy metallic oxide, as for instance when oxide of lead is dissolved in an acid, such as nitric acid, the common name nitrate of lead, or more simply lead nitrate, does not exhibit the analogy between this salt and that obtained by adding nitric acid to potash and called nitrate of potash. In order to assimilate these names some chemists have termed the first nitrate of oxide of lead, corresponding to nitrate of potash (potash being oxide of potassium); whilst others, to avoid the recurrence of the word "of," and to shorten the names, prefer to mention in the name of the salt not the base but the *metal* or *basylous group*, so that the similar names of lead nitrate and potassium nitrate become the designation of both compounds. Other chemists prefer to modify the termination of the name of the metal, making it an adjective, thus:—potassic nitrate, and, as the common word *lead* does not lend itself to such adjective forms, we are compelled to use the Latin word and term the salt *plumbic nitrate*.

In this work no special system of nomenclature will be adopted to the exclusion of every other system. As a rule, however, the ordinary name of the metal will be retained for the salts, thus:—lead nitrate, zinc sulphate, potassium chloride. But this will not preclude the occasional use of the common terms, as nitrate or carbonate of soda, whilst such names as ferrous- and ferric-, mercurous- and mercuric- salts will of course be employed.

We define an *acid* to be a hydrogen salt and, therefore, HNO_3 will be, as a rule, termed nitric acid: the names hydrogen nitrate, or hydric nitrate, may sometimes be used. Bodies such as N_2O_5 , SO_3 , CrO_3 , will not be termed *acids* but are referred to as *acid-forming oxides*. In some few instances the body CO_2 may be mentioned as carbonic acid or carbonic acid gas, owing to the fact that it has for a long time been so called; but the systematic name by which it will be designated in these pages is carbon dioxide.

The following comparison of some of the older and common, and the scientific and more modern names of important acids and salts may prove useful.

ACIDS.

Older and Common Name.	Formula.	Modern and Scientific Name.
Nitric acid	HNO_3	Hydrogen nitrate.
Nitrous acid	HNO_2	Hydrogen nitrite.
Sulphuric acid	H_2SO_4	Hydrogen sulphate.
Sulphurous acid	H_2SO_3	Hydrogen sulphite.
Chloric acid	HClO_3	Hydrogen chlorate.
Chlorous acid	HClO_2	Hydrogen chlorite.
Hypochlorous acid	HClO	Hydrogen hypochlorite.

SALTS.

Older and Common Name.	Formula.	Modern and Scientific Name.
Nitrate of potash	KNO_3	Potassium nitrate.
Nitrate of silver	AgNO_3	Silver nitrate.
Sulphate of lime	CaSO_4	Calcium sulphate.
Sulphite of lead	PbSO_3	Lead sulphite.
Chlorate of potash	KClO_3	Potassium chlorate.
Chlorite of soda	NaClO_2	Sodium chlorite.
Hypochlorite of potash	KClO	Potassium hypochlorite.
Protosulphate of Iron	FeSO_4	Ferrous sulphate.
Perchloride of iron	Fe_2Cl_6	Ferric chloride.

This new system of nomenclature is, however, by no means perfect, nor is it universally carried out. Were we to do so, long and inconvenient names would have to be used. Thus instead of the common name alum, we should have to use the words potassium aluminium sulphate, and for bitter-spar the name calcium magnesium carbonate. Hence we shall often use the common instead of the strictly scientific names, *as* common salt for sodium chloride, caustic potash for potassium hydroxide, sulphuric acid for hydrogen sulphate, and nitre or saltpetre for potassium nitrate.

THE NON-METALLIC ELEMENTS.

33 IN the list of the Elements already given (para. 9), the non-metals are arranged in four distinct groups. This mode of division has its origin in a comparison of the volatile compounds which these elements form with hydrogen; thus we find the following compounds of the members of the above-named groups exist:—

I. Hydrogen.	Hydrochloric acid. H } Cl }	Hydrobromic acid. H } Br }	Hydriodic acid. H } I }	Hydrofluoric acid. H } F }
II.	Water. H } H } O	Sulphuretted Hydrogen. H } H } S	Seleniuretted Hydrogen. H } H } Se	Telluretted Hydrogen. H } H } Te
III.	Ammonia. H } H } H } N	Phosphuretted Hydrogen. H } H } H } P	Arseniuretted Hydrogen. H } H } H } As	
IV.	Marsh Gas. H } H } H } H } C	Siliciuretted Hydrogen. H } H } H } H } Si		

These formulæ are molecular formulæ, and show that the elements of the first group unite with one atom of hydrogen, whilst those of the second group require two atoms of hydrogen in order to form a molecule of the compound; and the third and fourth group combine with three and four atoms of hydrogen respectively to form a molecule. Exactly the same

relations are observed when any of these elements unite with other simple bodies of the first group, such as chlorine, iodine and fluorine; thus we have:—

Chlorine Monoxide.



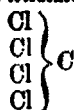
Phosphorus trichloride.



Arsenic tri-iodide.



Carbon tetrachloride.



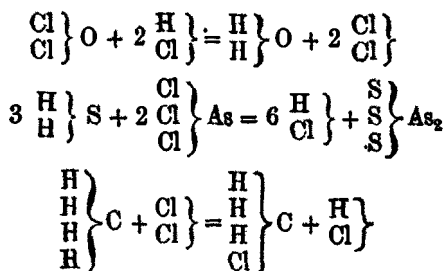
Silicon tetrafluoride.



In this list the element boron is not mentioned because we are unacquainted with any compound of boron with hydrogen; but as this element unites with three atoms of chlorine to form liquid borontrichloride BCl_3 , it naturally falls into the third class.

The elements of the first group accordingly possess only one *combining unit*, or they are *monad* elements. The members of the second are *dyad elements*, that is, each atom has two combining units; whilst those of the third or nitrogen group are *triad elements*, and the elements of the fourth or carbon group are termed *tetrads*.

34 Only the elements which belong to one group are of equal value or are *equivalent* one to the other, and these, therefore, can alone replace one another atom for atom. On the other hand, one atom of a dyad is *equivalent* to and can be replaced by two atoms of a monad, whilst one atom of a triad is equivalent to three of a monad element and can be replaced by them, as is seen in the following equations:—



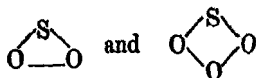
The monad elements unite amongst themselves to form only few and simple compounds ; but if an element possessing more than one combining power enter into combination, the number of possible compounds becomes larger. Chlorine and hydrogen form only one compound ; in the case of oxygen and hydrogen, on the other hand, we are acquainted with two compounds. In hydrochloric acid the two single combining powers of the two atoms are saturated by mutual attachment ; if one atom of monad hydrogen attach itself to one of dyad oxygen, one of the combining powers of the oxygen atom is left unsaturated, and this may either combine with hydrogen to form water $H-O-H$, or another atom of oxygen may be attached, and this again may saturate itself with hydrogen, and we obtain hydrogen dioxide $H-O-O-H$. In a similar manner the constitution of the oxides of chlorine may be represented as follows :—



As likewise that of sulphur-oxychloride or thionyl-chloride ; thus :—



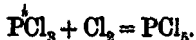
Compounds are also known of two dyad elements, which are most simply represented as a closed chain of the dyad atoms, thus :—



The elements of the nitrogen group possess a peculiarity by which they frequently appear as if they were *pentavalent*, for the atom of these bodies not only forms the above-named compounds with three monad atoms, but also others with five such atoms. Thus ammonia and hydrochloric acid unite directly to form ammonium chloride :



Phosphorus trichloride absorbs two atoms of chlorine, and is converted into the pentachloride, thus :—



These compounds, however, only exist in the solid or liquid state ; when they are heated they decompose into the two

molecules from which they have been formed. In some cases this decomposition can be readily seen; thus antimony pentachloride SbCl_5 decomposes into the trichloride SbCl_3 and free chlorine. Other compounds, such as pentachloride of phosphorus PCl_5 , appear to volatilize without decomposition, but in this case it can be proved that the vapour is a mixture and contains the molecules of two gases, phosphorus trichloride PCl_3 and free chlorine. The vapour densities of these bodies accordingly do not obey the usual law; thus the vapour of chloride of ammonium, if it consisted of similar molecules, must possess the density of $\frac{35.37 + 14.01 + 4}{2} = 26.69$. In fact, however, its density is only half this number, for four volumes contain one molecule of ammonia and one of hydrochloric acid; hence its density (or the weight of one volume) is half the above or 13.345.

In the same way iodine forms both a monochloride ICl and a trichloride ICl_3 ; the first of these bodies is volatile without decomposition, the second, however, decomposes on distillation into the molecules ICl and Cl_2 .

35 From the foregoing it is evident that the *Atomic Value* or the *Quantivalence* of an element is determined by the number of monad elements combining with the element in question to form a compound vaporizing without decomposition. It must also be remembered that *the only perfectly reliable means which we possess for ascertaining the molecular weight of a compound is the determination of its vapour density.*

Hence the molecular weights of all compounds which are non-volatile or which are volatile only at temperatures so high that we have as yet been unable to determine their vapour density, or of such as undergo decomposition when they volatilize, must at best be considered as doubtful, although arguing from analogy we may be able to guess at their molecular weights with a greater or less degree of probability. The particulars of these doubtful cases will be fully discussed in the introduction to the metals, as well as in the theoretical chapters of this work.

HYDROGEN. $H = 1$, Density = 1.

36 It has already been stated (see Historical Introduction) that water was long supposed to be an elementary or simple substance, and it was not until the year 1781 that Cavendish proved that water was produced by the union of oxygen and hydrogen gases, whilst Humboldt and Gay-Lussac first showed in 1805 that these gases combine by volume in the simple relation of one to two. Paracelsus in the sixteenth century had indeed obtained an inflammable gas by the action of dilute acids on certain metals, but the true nature of this gas was first ascertained by Cavendish in 1766,¹ when he showed that hydrogen was a peculiar gas to which he gave the name of "inflammable air."

Hydrogen occurs almost solely in a state of combination in nature, although it has been found to exist in the free state mixed in small quantities with other gases in certain volcanic emanations.² It has also been found by Graham as occluded gas in the meteoric iron from Lenarto,³ and by Mallet in a meteorite from Virginia.⁴ It is produced in the decay and decomposition of various organic bodies, being found in the intestinal gases of many animals, as also by Sadtler, in the gases given off by the oil-wells of Pennsylvania.

In a state of combination hydrogen occurs in water, of which it constitutes very nearly one ninth part by weight (exactly 11.136 per cent.), and from this it derives its name (*ὕδωρ*, water; and *γεννάω*, I give rise to). Hydrogen likewise occurs in nature, though in smaller quantities, combined with sulphur, phosphorus, chlorine, bromine, iodine, and nitrogen, whilst it forms an essential portion of nearly all organic substances.

37 *Preparation.*—(1) Pure hydrogen is best prepared by the electrolysis of acidulated water. For this purpose a mixture of one part by weight of pure sulphuric acid with ten parts of water is placed in the glass decomposing cell (Fig. 13). The positive pole consists of a platinum wire (*a*) melted through the glass and placed in contact with mercury amalgamated with zinc (*b*), whilst the negative pole (*c*) is composed of a platinum

¹ "Experiments on Factitious Air." *Phil. Trans.* 1766, p. 144.

² Bunsen, *Pogg. Ann.* lxxxiii. 197. Ch. St. Claire Deville, *Compt. Rend.* lv. 75.

³ *Proc. Roy. Soc.* 'xv. 502.

⁴ *Ibid.*, xx. 365.

plate. When the current from two or three of Bunsen's elements is passed through the apparatus a constant stream of pure hydrogen is evolved, and after being washed by the small quantity of sulphuric acid contained in the bulbs (*d*), the gas may be collected for analytical purposes. The oxygen of the water is all absorbed by the zinc amalgam, oxide of zinc and ultimately zinc sulphate being formed, whilst the whole of the hydrogen is evolved in the pure state.

(2) By acting on water with the alkaline metals, or with an


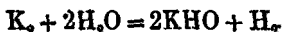


FIG. 13.

amalgam of sodium or potassium. In this case the metal replaces an equivalent quantity of hydrogen in the water, hydrogen gas and the soluble hydroxide of the metal being formed, thus:



When a small piece of potassium is thrown into a basin of water, it swims about on the surface, and with a hissing noise bursts into flame; this is due to the fact that the metal in uniting with the oxygen of the water evolves heat enough to melt the metal and to ignite the liberated hydrogen, which

then burns with a flame coloured violet by the presence of the vapours of the metal. Sodium, likewise, decomposes water, but the hydrogen in this case does not take fire spontaneously unless the water be hot, or the motion of the bead of metal be stopped, as when the metal is thrown on to a viscid starch-paste or on to a moistened sheet of blotting-paper, in which cases the globule of melted metal remaining in one place becomes hot enough to cause the ignition of the hydrogen, which then burns with the yellow flame characteristic of the sodium compounds. If the blotting-paper be previously stretched upon a wooden tray and moistened with a red solution of litmus, the track of the molten potassium or sodium, as it runs over the paper, will be seen by a blue line showing the formation of an alkaline product. In order to collect the hydrogen thus evolved, the small clean globule of sodium may be caught and depressed below the surface of the water by means of a little sieve of wire-gauze under the open end of a cylinder; the bubbles of gas then rise and may be collected, as shown in Fig. 14.


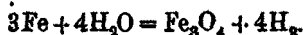


FIG. 14.

(3) By passing steam over red-hot iron wire or iron borings placed in an iron tube and heated in a furnace as shown in Fig. 15, (a) being a retort in which water is boiled. The iron is converted into the black or Ferrosiferrous oxide Fe_3O_4 and hydrogen is evolved, thus:



* Explosions may ensue if the sodium adheres to the glass.

(4) The most convenient mode of preparing hydrogen gas for ordinary use where absolute purity is not requisite, is by the action of sulphuric acid, diluted with six to eight times its weight of cold water, upon metallic zinc; the water must be added because if no water be present the zinc sulphate $ZnSO_4$ formed in the reaction coats the surface of the metal, which is thus protected from the action of the acid. Hydrochloric acid diluted with twice its weight of water may also be employed, and poured upon clippings of metallic zinc contained in a gas-generating bottle. Other metals, such as iron, may be used instead of zinc, and magnesium is sometimes employed where a very pure gas is required. The acid is gradually poured upon the metal by means of the tube funnel, and the evolved gas can be collected in cylinders over the pneumatic trough as shown in Fig. 16. The above reactions are represented as follows:


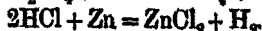
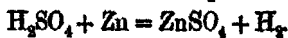


FIG. 15.

Care must be taken that all the air be expelled from the flask before the gas is collected, and in order to ensure freedom from air the gas is first allowed to fill an inverted test-tube, which is then brought mouth downwards to a flame; if the hydrogen burns quietly all air has been expelled, if it burns with a slight explosion the evolution must be allowed to continue before the gas is collected.

Hydrogen thus prepared is apt to contain small quantities of impurities derived from the materials used; these can be got rid of by passing the gas through various absorbents. Of these impurities the most common are arseniuretted hydrogen, when

the zinc, iron, or acid contains arsenic ; phosphuretted hydrogen, when they contain phosphorus ; nitrous fumes when the acid contains nitric acid or nitrates ; sulphur dioxide and sulphuretted hydrogen when these gases are contained in the acid or when hot, even diluted, sulphuric acid is allowed to come in contact with the metal.

In order to purify the gas, the best method is to pass it through two U-tubes, each one metre in length, filled with pounded glass ; in the first tube the glass is moistened with an aqueous solution of lead nitrate, which absorbs the sulphuretted hydrogen ; the second tube containing an aqueous solution of




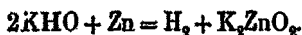
FIG. 16.

silver sulphate, by which the arseniuretted and phosphuretted hydrogen gases are arrested. After this the gas is passed through a third tube containing pumice moistened with a strong solution of caustic potash ; then through two others, one containing pumice moistened with strong sulphuric acid, and the other phosphorus pentoxide, by means of which the gas is thoroughly dried.

When the hydrogen is evolved from metallic iron, or even from impure zinc, the gas possesses a very unpleasant smell, due to the presence of small quantities of volatile hydrocarbons derived from the carbon contained in the metal. The best way

of removing this odour is to pass the hydrogen through a tube filled with small pieces of charcoal which absorbs the hydrocarbon. Another impurity which it is much more difficult to remove from hydrogen is atmospheric air. This is partly contained dissolved in the liquids used in the preparation of the gas, but its presence may also be due to the high diffusive power of hydrogen, which causes it to escape through the pores of the cork and caoutchouc, whilst at the same time a certain quantity of air diffuses into the apparatus. In order to free the hydrogen from traces of oxygen, the gas must be passed through a red-hot tube, and then the water, produced by the combination of the oxygen and hydrogen, absorbed by passing the gas over phosphorus pentoxide. The nitrogen of the air cannot be got rid of, so that its presence must be prevented by a careful air-tight construction of the apparatus.

(5) Strong aqueous solution of potash dissolves metallic zinc in presence of iron, hydrogen being liberated, and a compound of zinc oxide and potash K_2ZnO_2 being formed. This process yields an inodorous gas :



(6) When zinc is immersed in an aqueous solution of any ammoniacal salt (except the nitrate), such as sal-ammoniac, at 40° in contact with metallic iron, hydrogen is also rapidly evolved.¹

38 *Properties*.—Hydrogen is a colourless, tasteless, inodorous gas. It is the lightest substance known, being 14.436 times as light as atmospheric air. According to the accurate experiments of Regnault, one litre of hydrogen at 0° C. and under the pressure of 760 mm. of mercury weighs at the latitude of Paris, 0.089578 grams, or 1 gram of hydrogen under the above-mentioned conditions occupies 11.1636 litres. The combining weight of hydrogen being less than that of any of the other elements, it is usual to take this as the unit of comparison and the *atom* of hydrogen is said to weigh 1. Hydrogen was first obtained in the form of a steel-blue coloured liquid by Pictet on the 10th of January, 1878, by exposing the gas to a temperature of -140° under a pressure of 650 atmospheres. Solid hydrogen was also formed by the rapid evaporation of the liquid. (See Vol. II., part ii. p. 520.)

¹ Lorin, *Comptes Rendus*, ix. 745.

Hydrogen is an inflammable gas taking fire when brought in contact with a flame, and combining with the oxygen of the air to form water; it does not support ordinary combustion or animal life; when pure it may be breathed without danger for a short time, but it produces a singular effect upon the voice, weakening it and rendering it of higher pitch. On combining with oxygen to form water, one gram of hydrogen by weight evolves heat sufficient to raise 34,462 grams of water from 0° to 1° centigrade, and this is termed the *calorific power* of hydrogen, and is, therefore, equal to 34,462 *thermal units*.

Hydrogen gas dissolves only slightly in water, and, unlike most other gases, it is equally soluble for all temperatures between 0° and 20°; the coefficient of absorption of hydrogen is 0.0193, or this is the volume of hydrogen (measured at 0° C. and under the pressure of 760 mm. of mercury) which is dissolved by one volume of water at all temperatures from 0° to 20° and under the pressure of 760 mm. of mercury.¹ Hydrogen is somewhat more soluble in alcohol than in water, and its solubility diminishes with the temperature. The following interpolation formula gives the absorption coefficient (C) in alcohol for temperatures, viz., from 0° to 25°:—

$$C = 0.06925 - 0.0001487t + 0.000001t^2,$$

39 *Absorption of Hydrogen by Metals*.—Graham² and Deville and Troost³ have shown that hydrogen gas possesses the peculiar capability of diffusing through the pores of certain red-hot metals, such as iron, platinum, or palladium. When hydrogen gas is passed through a red-hot palladium tube, the rate at which the hydrogen permeates the metal is such that through a surface of one square metre, 3992.22 cbc. of the gas pass each minute, whereas the rate of permeability through the same surface of platinum is 489.2 cbc., and that through a sheet of caoutchouc of the same thickness and area is represented by the passage of 127.2 cbc. of gas in the same time.

The power of hydrogen to pass through hot iron, palladium, and platinum, whilst it cannot pass through when the metals are cold, probably depends on the fact that this gas is absorbed at a high temperature, and does not require the assumption of anything like porosity in the structure of the metals. This property, which has been termed by Graham "*occlusion*," can be

¹ Bunsen's *Gasometry*, 145.

² Graham, *Proc. Roy. Soc.* xv. 223, xvi. 422, xvii. 212 and 500.

³ Deville and Troost, *Comptes Rendus*, lvii. 894.

examined as follows: A known weight of the metal palladium in foil or wire is placed in a small porcelain tube, glazed inside and out, and connected by one end to a Sprengel's mercury pump, which by the flow of mercury down the long tube (Fig. 17) yields a perfect vacuum. The tube, having been exhausted, is now heated to redness, and a stream of hydrogen passed over the red-hot metal for some time, after which the tube is allowed to cool; the current of gas is then stopped,




FIG 17.

and the tube again rendered vacuous. Next, the tube is again heated, and the gas, which is thus evolved and driven out by means of the falling mercury, is collected and measured in the divided jar placed at the lower end of the barometric tube of the pump.

Of all metals palladium possesses this power of absorbing hydrogen in by far the highest degree. A palladium wire was found by Graham to absorb at a red heat 935 times its volume

of hydrogen and increased in length from 609.14 mm. to 618.91 mm., or 1.6 per cent. In another experiment the metal showed an increase in bulk of 9.827 per cent. Even at the ordinary temperature palladium absorbs 376 volumes of the gas. The appearance of the metal does not undergo any change after this absorption of hydrogen, but its specific gravity and its conducting power for heat and electricity as well as its tenacity are somewhat diminished, though to a much less degree than would probably be the case by the similar admixture of any non-metallic substance. For various reasons Graham concluded that the hydrogen is not chemically combined with the palladium, but rather that the hydrogen assumed the solid form and acts as a quasi-metal, giving rise to a kind of alloy, such, for instance, as is obtained when sodium and mercury are brought together. The name *Hydrogenium* has been given to this absorbed form of hydrogen, and its specific gravity has been calculated from the expansion of alloys of palladium with platinum, gold, and silver, when charged with hydrogen to be 0.733, whereas the number obtained from experiments with pure palladium (in which the wire, after heating, does not return exactly to its original volume) is 0.863. Of these two numbers, the former is probably the most trustworthy, but subsequent determinations by Dewar¹ give a specific gravity of 0.620 to hydrogenium, which is equal to the condensation of 7 litres of gas into the space of 1 cbc. According to Graham, hydrogenium is distinctly magnetic (more so than palladium); and has an electric conductivity of 5.99, that of palladium being 8.10 that of copper being 100. Troost and Hautefeuille² have recently shown from observations of the tension of the hydrogen disengaged at various temperatures from hydrogenized palladium, that this substance in all probability contains a definite compound containing two atoms of metal to one of hydrogen, and, therefore, possessing the formula Pd_2H . Similar compounds of hydrogen with the alkaline metals such as Na_2H and K_2H have been prepared by the last-mentioned chemists,³ and from the observed densities of these compounds as compared with those of the metals themselves, the density of the combined hydrogen has been calculated to be 0.62, a number exactly agreeing with Dewar's observations.

¹ Dewar, *Phil. Mag.* [4] xlvii. pp. 324 and 342.

² *Comptes Rendus*, lxxviii. pp. 686-690; *Chem. Soc. Journ.* xxvii. 660.

³ *Comptes Rendus*, lxxviii. p. 968.

Platinum at a red heat absorbs 3·8 times, and at 100° 0·76 times, its volume of hydrogen; and red-hot iron only 0·46 of its volume.

The meteoric iron of Lenarto,¹ containing 90·88 per cent. of iron, yields when heated in vacuo 2·85 times its volume of a gas consisting almost entirely (85·68 per cent.) of hydrogen. This, coupled with the fact that under the ordinary pressure iron absorbs only about half its volume of hydrogen, would appear to show that the Lenarto meteorite has come from an atmosphere containing hydrogen under much greater pressure than our own, and thus we obtain an unexpected confirmation of the conclusions drawn from spectroscopic observations by Huggins, Lockyer, and Secchi respecting the existence of dense and heated hydrogen atmospheres in the sun and fixed stars.

The spectrum of hydrogen consists essentially of four bright lines—one in the red, identical with Fraunhofer's dark line c, and one in the greenish blue coincident with the dark line f. The wave-lengths of these four lines, according to Angström's measurements, are C = 6562, F = 4861, Blue = 4340, and Indigo = 4101 (in 10 millionths of a millimetre).

40 Experiments with Hydrogen.—The following experiments show that hydrogen is a very inflammable gas, burning with a nearly colourless flame, but incapable of supporting ordinary combustion.

(1) When a lighted taper is brought to the open end of a cylinder filled with hydrogen, the gas will burn slowly and quietly if the open end be held downwards; but quickly and with a sudden rush of flame if the gas be allowed to escape by holding the mouth of the jar upwards.

(2) That hydrogen does not support the combustion of a candle may be shown by thrusting a burning taper into a jar of hydrogen held with its mouth downwards; the gas inflames and burns round the open end of the cylinder, but the taper goes out and may be rekindled on withdrawal at the flame of burning hydrogen.

(3) Or the stream of gas issuing from the drawn-out end of a tube and furnished with a platinum nozzle attached to the generating flask may be ignited, care being taken that all the air has previously been expelled, when the flame will burn with a quiet and almost colourless flame.

(4) Owing to the lightness of hydrogen it may be collected by

¹ Graham, *Proc. Roy. Soc.* xv. 502.

displacement. A jar filled with air is placed over the tube from which the gas escapes from the generating flask ; in a short time the lighter gas will have displaced (Fig. 18) the heavier air, and the jar is found to be full of hydrogen.




FIG. 18.

(5) Another striking mode of showing the relative weight of air and hydrogen has already been described in Fig. 3, page 43. The suspended beaker-glass is equipoised by weights placed in the pan at the other end of the beam of the balance, and the air is then displaced by pouring upwards the hydrogen contained in a large cylinder. The beam will no longer be horizontal, and weights must be placed on the beaker-glass to restore the equilibrium.

(6) Another experiment illustrating the same property of hydrogen, is to fill a cylinder with the gas and to bring its mouth downwards, together with another cylinder filled with air, also

mouth downwards; by gradually lowering the end of the hydrogen cylinder until the two cylinders come mouth to mouth, the hydrogen will be found in the upper cylinder, whilst on standing for a moment or two the lower one will be found to be full of air.

(7) Soap bubbles or small collodion balloons ascend when filled with hydrogen gas; the caoutchouc balloons, now so common, are filled and expanded by forcing hydrogen in with a syringe, as seen in Fig. 19. In consequence of its low specific gravity, hydrogen used to be frequently employed for inflating balloons, but at present coal gas is used for this purpose.

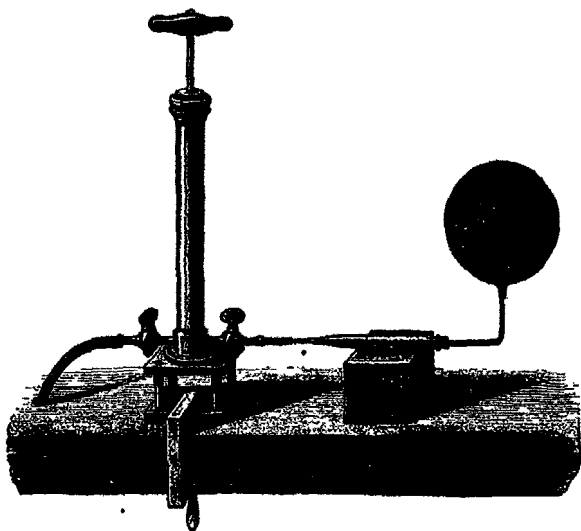


FIG. 19.

CHLORINE. Cl. = 35·37. Density = 35·37.

41 CHLORINE gas was first obtained and its properties first examined by Scheele¹ in 1774; he prepared it by the action of hydrochloric acid on manganese ore, and termed it "dephlogisticated marine acid gas." Berthollet, in 1785,² showed that, according to the then prevailing antiphlogistic theory, chlorine

¹ *Opusc.* Tome i. 247.

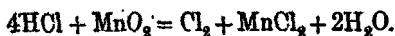
² *Mém. de l'Acad. des Sciences*, Paris, 1785, p. 276.

could be regarded as a compound of hydrochloric acid gas with oxygen, and this view of its constitution was held until the year 1810, when Davy¹ satisfactorily proved the elementary nature of the gas and gave it the name which it now bears (*χλωρός*, greenish-yellow), Gay-Lussac and Thénard² having, in the year 1809, thrown out the suggestion that it might be considered to be a simple body.

Chlorine does not occur in the free state in nature, but is found in large quantities, combined with the alkali metals, forming the chlorides of sodium, potassium, and magnesium, which constitute the largest solid components of sea-water. Sodium chloride, NaCl, also occurs in large deposits in the tertiary formation in various localities, as rock-salt, whilst the chloride of potassium, although occurring less frequently, is found in certain localities, as in the salt-beds of Staassfurt, in Germany, both in the pure state as sylvine KCl, and in combination with chloride of magnesium and water, as carnallite $\text{KCl Mg Cl}_2 + 6\text{H}_2\text{O}$. The chlorides and oxychlorides of several other metals also occur in nature, although in small quantities; thus we have lead oxychloride PbCl_2PbO , known as matlockite; ferric chloride Fe_2Cl_6 , found in the craters of volcanoes; silver chloride, or horn silver, AgCl; copper oxychloride, or atacamite, $\text{Cu}_2\text{Cl}(\text{OH})_3$, and many others.

The alkaline chlorides occur in the bodies of plants and animals, and play an essential part in the economy of the animal and vegetable world. Chlorine likewise occurs combined with hydrogen, forming hydrochloric acid, a substance which is found in nature in small quantities in certain volcanic gases.

42 Preparation.—(1) Chlorine gas is easily prepared by the action of the black oxide of manganese or manganese dioxide MnO_2 , on strong hydrochloric acid, HCl, thus:—



This reaction consists in the removal of two atoms of hydrogen in two molecules of hydrochloric acid by union with one atom of oxygen of the manganese dioxide to form water, the two atoms of chlorine being set free; whilst the manganese monoxide MnO, which may be considered as also being formed,

¹ *Phil. Trans.* 1811, pp. 1 and 32; *Bakorian Lecture for 1810*, read Nov. 10th, 1810.

² *Mémoires d'Arceuil*. Tome ii. 357.

dissolves in the two remaining molecules of hydrochloric acid to produce manganese chloride, MnCl_2 , and another molecule of


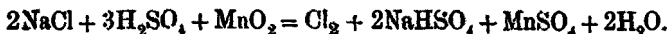


FIG. 20.

water, H_2O . When manganese dioxide and cold concentrated hydrochloric acid are brought together a dark brownish-green solution is formed, and this, on heating, evolves chlorine gas, whilst manganese chloride, MnCl_2 , is formed. There can be little doubt that this dark coloured solution contains a higher and unstable chloride of manganese, probably MnCl_4 , corresponding to MnO_2 , which, on heating, decomposes into $\text{MnCl}_2 + \text{Cl}_2$.

For this preparation the oxide of manganese should be used in the form of small lumps free from powder, and the hydrochloric acid poured on, so as about to cover the solid; on gently heating, the gas is copiously evolved.

(2) It is often more convenient for laboratory uses to evolve the hydrochloric acid in the same vessel in which it is acted upon by the manganese dioxide; and to place a mixture of one part of this substance and one part of common salt in a large flask (Fig. 20) containing a cold mixture of two parts of strong sulphuric acid and two of water; on very slightly warming the mixture, a regular evolution of gas takes place. The change which here occurs is represented by the equation:—



In this case the sulphuric acid acts upon the salt, forming two molecules of hydrochloric acid, and acid sodium sulphate, HNaSO_4 , whilst the manganese dioxide acts upon the hydrochloric acid, as already described, with formation of chlorine and water. An excess of sulphuric acid is employed, and this forms with the metal, manganous sulphate, MnSO_4 .




FIG. 21.

In order to purify and dry the gas prepared by either of the above methods, it is necessary to pass it, first through a wash bottle (*b*, Fig. 21) containing water, to free it from any hydrochloric acid gas which may be carried over, then through a second wash bottle (*a*) containing strong sulphuric acid, to free it from the larger quantity of the aqueous vapour which it takes up from

the water, and lastly through a long inclined tube (c) containing pieces of pumice-stone, moistened with strong and boiled sulphuric acid. The tube (d) which dips under water serves as a safety-tube in case the evolution of gas becomes too rapid, when the excess of gas can thus escape. In order to expel the air which fills the apparatus, the evolution of the chlorine must be allowed to go on until the gas is wholly absorbed by a solution of caustic soda. As the crude black oxide of manganese frequently contains carbonate of lime, the presence of which will cause the admixture of small quantities of carbon dioxide CO_2 with the chlorine, it is advisable to moisten the ore before using it with warm dilute nitric acid, which will dissolve out the carbonate of lime, leaving the manganese dioxide unacted upon; after well washing, the latter may be used without danger of this impurity.

(3.) By heating a mixture of bichromate of potash (potassium dichromate) and hydrochloric acid, chlorine gas can also be obtained, chromium chloride and potassium chloride being formed; thus:—



(4.) Chlorine gas is evolved when an acid is added to an alkaline hypochlorite or to bleaching-powder or bleaching-liquor; this process is employed in bleaching and also when small quantities of the gas are needed for disinfecting purposes. The bleaching powder is placed on a plate or dish, and a little dilute acid (sulphuric or hydrochloric) is poured upon it; an immediate but slow evolution of the gas takes place.

(5.) By passing a mixture of air and hydrochloric acid over heated bricks, a portion of the hydrogen of the hydrochloric acid is oxidised, water and chlorine gas being formed (Oxland, 1847). If the mixture of gases be allowed to pass over a heated surface impregnated with certain metallic salts, especially sulphate of copper, the oxidation of the hydrogen of the hydrochloric acid goes on to a greater extent, and by the absorption of the unaltered hydrochloric acid, a mixture of chlorine and nitrogen gases can be obtained. This process, patented by Mr. Henry Deacon, of Widnes, is used on a large scale for the economic production of chlorine and bleaching powder. The singular and but imperfectly understood decomposition which takes place may be shown on a small scale by the following arrangement:—

The hydrochloric acid gas is evolved from the common salt and

sulphuric acid in the large flask *a*, Fig. 22, this gas passes into the tube, *b*, in which are placed pieces of tobacco-pipe moistened with a saturated solution of copper sulphate, the tube being


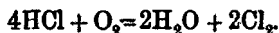


FIG. 22.

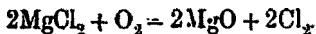
exposed to a gentle heat. As the hydrochloric acid enters the tube containing the sulphate of copper it mixes with atmospheric air which is driven in by the tube *c*, from the gas-holder. On passing over the heated copper sulphate, the hydrochloric acid and the oxygen of the air act upon one another, water and chlorine gas being formed according to the equation



During the process the sulphate of copper remains unchanged and may be used for a great length of time. The mixture of chlorine, nitrogen, steam, and any undecomposed hydrochloric acid pass by a bent tube into a bottle, *e*, containing water, by which the last-named substance is arrested, together with a portion of the steam which is condensed; the mixed gases, still containing some aqueous vapour, are then passed through a tube, *d*, containing calcium chloride, by which the gases are completely dried, after which the chlorine mixed with the nitrogen may be collected by displacement in a cylinder.

(6.) Chlorine gas is prepared for manufacturing purposes on a large scale by means of reaction (1); the mixture of black oxide of manganese and hydrochloric acid being placed in large square tanks, made by Yorkshire flags clamped together by iron rods, and the joints made tight by a rope of vulcanised caoutchouc. On heating the mixture by a steam-pipe the chlorine gas is evolved. For a description of the details of this mode of manufacture, see the paragraph on Bleaching Powder.

(7.) Chlorine gas can also be produced by the ignition of the anhydrous chloride of magnesium, in which case the metal gives up its chlorine, combining with the oxygen of the air to form the oxide of magnesia, a soft white powder. The equation representing the decomposition is as follows:—



43 Properties.—The atomic weight of chlorine has been usually taken as 35.5, but the correct number (hydrogen = 1) is 35.37 according to the exact estimations of Berzelius, Stas, Marignac and Penny.

Chlorine at the ordinary atmospheric temperature and pressure is a transparent gas of a greenish-yellow colour, possessing a most disagreeable and powerfully suffocating smell, which, when the gas is present in small quantities only, resembles that of seaweed, but when it is present in large quantities acts as a

violent irritant, producing coughing, inflammation of the mucous membranes of the throat and nose, and when inhaled in the pure state even causing death. Calculated from its atomic weight, 35.37, chlorine gas is 2.45012 times heavier than atmospheric air. Exact experiments by Ludwig¹ have shown that at temperatures below 200° the density of chlorine (like that of many other easily condensable gases) is somewhat greater than theory requires, but that at this temperature the experimental and theoretical numbers agree exactly.

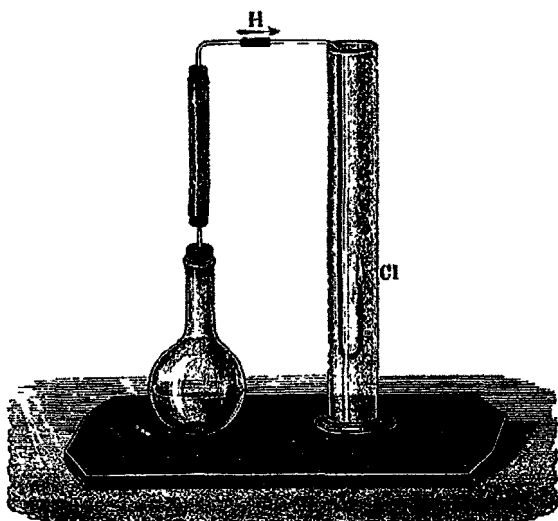


FIG. 23.

Hence 1 litre of the gas under the normal conditions weighs 3.17344 grammes. When submitted to a pressure of 6 atmospheres at 0° or 8.5 atmospheres at 12°5, or, when exposed to a temperature of -34° under the ordinary atmospheric pressure, it condenses to a yellow liquid,² having a specific gravity of 1.33 which has not been frozen, although exposed to a temperature of -90°. Liquid chlorine boils at -33°6,³ and is not miscible with water; its refractive index is lower than that of water, and it is a non-conductor of electricity.

Chlorine gas dissolves in about half its volume of cold water

¹ *Deutsch. Chem. Gesell. Ber.* i. 232.

² *Northmore*, 1805-6.

³ Faraday on 'Fluid Chlorine,' *Phil. Trans.* 1823, p. 160.

and as the gas instantly attacks mercury, it must either be collected in the pneumatic trough over hot water, or by displacing the air from a dry cylinder, as shown in Fig. 21, care being taken that the excess of chlorine is allowed to escape into a draught cupboard, as represented in the drawing.

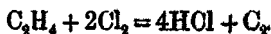
44 *Combustions in Chlorine*.—Chlorine is not inflammable, and does not directly combine with oxygen; it unites, however, with great energy with hydrogen, forming hydrochloric acid HCl, and to this property it owes its peculiar and valuable bleaching power. It also combines with many metals, giving rise to a class of compounds termed the metallic *chlorides*.

In each case of combination with chlorine a definite quantity of heat is given out, whilst sometimes light is also emitted, so that the essential phenomena of combustion are observed. Thus if we plunge a jet from which a flame of hydrogen burns into a cylinder of chlorine gas (Fig. 23), the hydrogen continues to burn, but instead of water being produced, hydrochloric acid is formed by the combustion. In like manner, if we bring a light to the mouth (held downwards) of a cylinder of hydrogen and then bring this over a jet from which chlorine gas is issuing (Fig. 24), a flame of chlorine burning in hydrogen will be seen.

If two equal sized cylinders, filled, one with dry chlorine and the other with dry hydrogen, are brought mouth to mouth, and the two glass plates closing them withdrawn and the gases allowed to mix, and if then a flame is brought near the mouths of the cylinders, the mixed gases combine with a peculiar noise, and dense fumes of hydrochloric acid gas are seen. This experiment must, however, be made in a room partially darkened, or performed by gas- or candle-light as the two gases combine with explosion in sunlight or strong daylight.

The following experiments are cited as showing the power with which chlorine unites with hydrogen, even when the latter is combined with some other element.

(1.) If four volumes of chlorine, Cl_4 , be mixed with two volumes of olefiant gas, C_2H_4 , the chlorine immediately seizes hold of the hydrogen of the latter to form hydrochloric acid HCl, while the carbon is set free in the form of a black smoke thus:—



(2.) If a piece of filter-paper be dipped in oil of turpentine, $\text{C}_{10}\text{H}_{16}$, and plunged into a jar of chlorine gas, the paper bursts

into flame; the chlorine combining with the hydrogen of the turpentine, while the carbon is deposited.

(3.) When sulphuretted hydrogen gas, H_2S , is passed into chlorine water, hydrochloric acid is formed by the union of the hydrogen of the former with the chlorine of the latter, and the sulphur is set free in the form of a light yellow precipitate.

(4.) When a lighted taper is plunged into a jar of chlorine, it continues to burn with a dull red light, and dense fumes as well




FIG. 24.




FIG. 25.

as a cloud of black smoke are emitted, arising from the combination of the hydrogen of the wax with the chlorine, and the liberation of the carbon.

In order to exhibit the combination of certain elements with chlorine, whereby heat and light are evolved, the following experiments may be made:—

(1) Place some leaves of Dutch metal (copper in thin leaves) in a flask provided with a stopcock (Fig. 25), and exhaust

the flask with the air or water pump ; attach the outer end of the stopcock to the neck of another flask containing chlorine gas. On opening the stopcock the chlorine will rush into the vacuous flask, and the copper leaf will take fire, dense yellow fumes of copper chloride being formed.

(2.) Finely powdered metallic antimony thrown into a jar of chlorine gives rise to a shower of brilliant sparks, chloride of antimony being produced. If the jar be placed on the table over a powerful down-draught, all risk of escaping fumes will be avoided.

(3.) A small piece of phosphorus placed in a deflagrating spoon and plunged into a jar of chlorine first melts, and, after a few minutes, bursts into flame with formation of the chlorides of phosphorus.

(4.) Metallic sodium melted in a spoon also takes fire on immersion in the moist gas, burning brightly, with the production of common salt—sodium chloride ; but it is a singular fact, first observed by Wanklyn,¹ that sodium may be melted in dry chlorine without any combination occurring, the surface of the molten metal remaining bright and lustrous ; potassium, on the other hand, is at once attacked by both dry and moist chlorine.

45 *Alleged Allotropic Condition of Chlorine.*—It has been stated by Draper² that chlorine which has been exposed to light, combines with hydrogen more easily than that which has been kept in the dark, and the conclusion has been drawn that chlorine exists in two allotropic modifications. Subsequent careful experiments made on this subject by Bunsen and Roscoe,³ failed to detect the slightest difference between insolated and non-insolated chlorine. It has also been stated⁴ that when chlorine gas is exposed to the chemically active rays of the sun it increases in volume, and that this is not due to any action of the heating rays. Further experiment has not confirmed these results, so that there does not appear to be sufficient ground for assuming the existence of an allotropic modification of ordinary chlorine.

46 *Bleaching Power of Chlorine.*—The characteristic bleaching action which chlorine exerts upon organic colouring matters, and which has become of such enormous importance in the cotton and paper trades, depends upon its power of combining

¹ *Chem. News*, xx. 271.

² *Phil. Mag.* for 1846, xxvii. 327 ; ditto for 1857, vol. xiv. p. 161.

³ *Phil. Trans.* 1857, Part ii. p. 378.

⁴ Budde, *Phil. Mag.* 1871, xlii. p. 290.

with hydrogen. This bleaching action takes place only in presence of water, the colouring matter being oxidised and destroyed by the liberated oxygen of the water, whilst the hydrogen and chlorine combine together.

That dry chlorine does not act upon colouring matters may be readily shown by immersing a piece of litmus paper, or, better still, a small piece of turkey-red cloth, previously well dried, in a jar of dry chlorine, when the colour will remain for hours unaltered, but the addition of a small quantity of water causes its immediate disappearance.

Chlorine cannot as a rule destroy mineral colours, nor can it bleach black tints produced by carbon; this is well shown by rendering illegible the ordinary print (printers' ink is made with lamp-black or carbon) on a piece of card or paper, by covering the whole with common writing ink (which generally consists of the iron salts of organic acids). On immersing the blackened card in moist chlorine gas, or in a solution of chlorine-water, the printed letters will gradually make their appearance.

Chlorine also possesses powerful *disinfecting* properties, and the gas is largely used for the destruction of bad odours and of the poisonous germs of infectious disease floating either in the air or in water. It is probable that this valuable property also depends upon the oxidation, and consequently the destruction of these poisonous emanations and miasmata.

47 *Chlorine and Water. Hydrate of Chlorine, $\text{Cl} + 5\text{H}_2\text{O}$.*—When chlorine gas is passed into water a few degrees above the freezing-point, a solid crystalline compound of the gas and water, termed chlorine hydrate, is formed. By quickly pressing the crystals between blotting-paper, they may be freed from adhering water and analysed. Faraday found that they contained 27.70 per cent. of chlorine, showing that they are composed of one atom of chlorine to five molecules of water, the hydrate having, therefore, the composition $\text{Cl} + 5\text{H}_2\text{O}$. This hydrate speedily decomposes, on standing in the air, into an aqueous solution of chlorine and chlorine gas, but when sealed up in a tube it requires to be heated to 38° before it decomposes, and it then forms two layers, one of liquid chlorine, and the other of the aqueous solution of the gas. When contained in a sealed tube it can also be sublimed by heating. This decomposition of the hydrate may be made use of as the most ready way of preparing liquid chlorine. For this purpose the dried hydrate is placed in the limb (*a b*) of a strong bent glass tube (Fig. 26).

The open limb is then sealed whilst the hydrate is kept cool by dipping the other limb into a freezing mixture; after the tube is closed, the limb (*a b*) is placed in a vessel of lukewarm water and the crystals then resolve themselves into two distinct layers of yellow liquid, the lower of which is liquid chlorine. By placing the limb (*b c*) in a freezing mixture the liquid chlorine distils over, leaving the less volatile aqueous solution of chlorine behind.



FIG. 26.

Aqueous solution of Chlorine possesses a greenish-yellow colour and smells strongly of the gas. Chlorine is most soluble in water at 10°, as below this temperature the formation of the hydrate commences, and as the temperature increases above 10° the solubility diminishes, until at 100° no gas dissolves. It is prepared by passing washed chlorine gas through water as shown in Fig. 27, chlorine being evolved in the flask A, and the solution of the gas obtained in the bottles C, D, and E.




FIG. 27.

If we wish to absorb the whole of a small quantity of the chlorine gas evolved in a given reaction, the apparatus represented in Fig. 28 may be used. Chlorine is led by a gas delivery-tube into an inverted retort having a wide neck and filled with water; the gas displaces some of the water, collects in

the upper portion of the retort, and may there be absorbed and its quantity estimated.




FIG. 28.

48 The absorption co-efficient of chlorine in water between 10° and $41^{\circ}5$, is given by the equation

$$C = 3.0361 - 0.046196t + 0.0001107t^2$$

from which the following values are obtained.

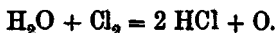
1 volume of water absorbs the following volumes of chlorine gas calculated at 0° and 760 mm.¹

Temperatures Centigrade.	Coefficient.	Difference.	Temperatures Centigrade.	Coefficient.	Difference.
10 . . .	2.5852 . . .		26 . . .	1.9099 . . .	0.0405
11 . . .	2.5413 . . .	0.0439	27 . . .	1.8695 . . .	0.0404
12 . . .	2.4977 . . .	0.0436	28 . . .	1.8295 . . .	0.0400
13 . . .	2.4543 . . .	0.0434	29 . . .	1.7895 . . .	0.0400
14 . . .	2.4111 . . .	0.0432	30 . . .	1.7499 . . .	0.0396
15 . . .	2.3681 . . .	0.0430	31 . . .	1.7104 . . .	0.0395
16 . . .	2.3253 . . .	0.0428	32 . . .	1.6712 . . .	0.0392
17 . . .	2.2828 . . .	0.0425	33 . . .	1.6322 . . .	0.0390
18 . . .	2.2405 . . .	0.0423	34 . . .	1.5934 . . .	0.0388
19 . . .	2.1984 . . .	0.0421	35 . . .	1.5550 . . .	0.0384
20 . . .	2.1565 . . .	0.0419	36 . . .	1.5166 . . .	0.0384
21 . . .	2.1148 . . .	0.0417	37 . . .	1.4785 . . .	0.0381
22 . . .	2.0734 . . .	0.0414	38 . . .	1.4406 . . .	0.0379
23 . . .	2.0322 . . .	0.0412	39 . . .	1.4029 . . .	0.0377
24 . . .	1.9912 . . .	0.0410	40 . . .	1.3655 . . .	0.0374
25 . . .	1.9504 . . .	0.0408			

¹ Schönfeld, *Ann. Chem. Pharm.* xciii. 26, xcvi. 8.

If chlorine mixed with another gas, such as hydrogen or carbon dioxide CO_2 , be passed into water at temperatures between 11° and 38° , the volume of absorbed chlorine is found to be greater¹ than that calculated from the law of Dalton and Henry for partial pressures, and this excess of dissolved chlorine varies in amount with the temperature of the water, and with the nature of the other gas present.

Saturated chlorine-water gives off chlorine freely on exposure to the air; it bleaches organic colouring matters, and, if free from hydrochloric acid, it does not redden a piece of blue litmus paper before it bleaches it. Chlorine water undergoes decomposition gradually, especially when exposed to daylight, hydrochloric acid being formed and oxygen liberated. Indeed, when chlorine water is placed in direct sunlight, the whole of the free chlorine may combine with the hydrogen of the water, and its equivalent of oxygen be set free, thus:—



It has been proposed² to employ this reaction in measuring the chemical action of light, but it is accompanied by many difficulties. The rate of the decomposition of the water is influenced by the quantity of hydrochloric acid which has previously been formed, and the presence of this substance greatly retards the reaction according to a complicated law.

CHLORINE AND HYDROGEN.

HYDROCHLORIC ACID, CHLORHYDRIC ACID, HYDROGEN CHLORIDE,
OR MURIATIC ACID. $\text{HCl} = 36.37$. Density = 18.185.

49 The Arabian Alchemists were acquainted with hydrochloric acid in its mixture with nitric acid to form *aqua regia*, which they obtained by distilling nitre, sal-ammoniac, and vitriol together, but Basil Valentine, in the 15th century, is the first chemist in whose writings we find the mention of the pure acid under the name of "spiritus salis," prepared from "guter vitriol" and "sal commune." Glauber first obtained this acid by the action of sulphuric acid on common salt about the year 1648, and Stephen Hales, in his work on *Vegetable Staticks*, published in 1727, observed that a large quantity of a gas

¹ Roscoe, *Journ. Chem. Soc.* vol. viii. p. 14, 1856.

² Wittwer, *Pogg.* 94, 597. *Ann. Chem. Pharm. Supp.* 4, 63.

which was soluble in water was evolved when sal-ammoniac and oil of vitriol were heated together. It was not, however, until Priestley¹ collected the gas thus evolved over mercury, by using this metal instead of water in a pneumatic trough, that the gaseous hydrochloric acid was first prepared, and to this gas Priestley gave the name of *marine-acid air*, as calling attention to its production from sea-salt. Lastly, Davy in 1810 proved that the gas, which had been considered to be an oxygen compound, was entirely composed of chlorine and hydrogen.

Hydrochloric acid gas, the only known compound of chlorine and hydrogen, occurs in the exhalations from active volcanoes,² especially in Vesuvius,³ and in the funeroles on Hecla.⁴ In aqueous solution, the acid has been found in the waters of several of the South American rivers rising in the volcanic districts of the Andes.

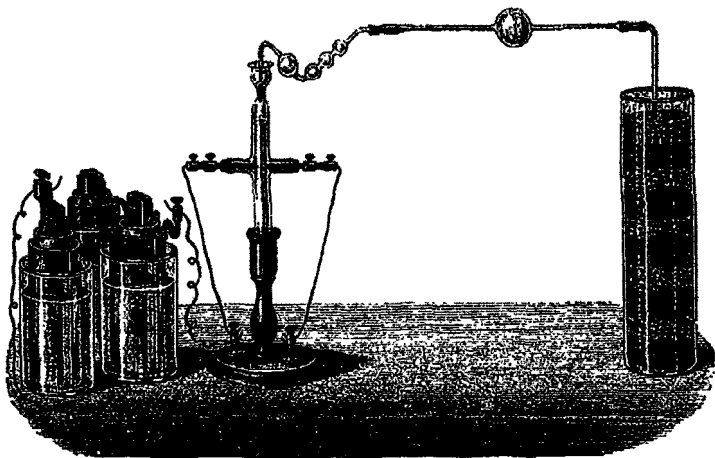


FIG. 29.

50 Hydrochloric acid can be formed by the direct union of its constituent elements. If equal volumes of chlorine and hydrogen be mixed together, no combination occurs so long as the mixture remains in the dark and at the ordinary atmospheric temperature; but if the mixed gases be exposed to a strong

¹ *Observations on Different Kinds of Air*, 1772, vol. iii. 208.

² *Pseudo-Volcanic Phenomena of Iceland*, *Cuv. Soc. Mem.* p. 327.

³ Palmieri, *The Late Eruption of Vesuvius*, 1872, p. 126.

⁴ Bunsen, *Ann. Chem. Pharm.* lxi. 1.

light, or if a flame be brought to the mouth of the jar, or an electric spark passed through the gases, a sudden combination takes place, the heat suddenly evolved by the union of the chlorine and hydrogen being sufficient to produce a violent explosion. In order to exhibit this singular action of light, inducing the combination of chlorine and hydrogen, a small thin flask may be filled, in a darkened room, half with chlorine gas (by displacement over hot water) and half with hydrogen. The flask, corked and covered up, may then be exposed either to sunlight, or to the bright light of burning magnesium ribbon, when a sharp explosion will instantly occur, the flask will be shattered, and fumes of hydrochloric acid will be seen.

A better method of showing this combination is to obtain a mixture of exactly equal volumes of chlorine and hydrogen by the electrolysis of aqueous hydrochloric acid itself. For this purpose an apparatus shown in Fig. 29 is employed; this consists of an upright glass tube filled with about 120 cbc. of pure fuming aqueous hydrochloric acid, containing about 30 per cent. of HCl. Two poles of dense carbon, as used for the electric lamp, pass through tubulures in the sides of the glass, being fastened in their place by means of caoutchouc stoppers. The apparatus having been brought into a room lighted only by a candle or small gas flame, the carbon poles are connected with three or four Bunsen's elements, the current from which is allowed to pass through the liquid. At first, gas is evolved from the negative pole only, and this consists of hydrogen, whilst all the chlorine, which is evolved at the positive pole, is absorbed by the liquid. After the evolution has gone on for two or three hours the liquid becomes saturated with chlorine, and the gases are given off at each pole in exactly equal volumes, and consist of hydrogen and chlorine, uncontaminated with oxygen or oxides of chlorine.¹ The gaseous mixture thus obtained is washed by passing through a few drops of water contained in the bulb-tube ground into the neck of the evolution vessel, and then passes into a thin glass bulb of about the size of a hen's egg blown on a piece of easily fusible tubing. At each end the tube is drawn out so as to be very thin in the glass, and to have the internal diameter not less than 1 mm., whilst at the extremities the tube is wider, so as to fit ordinary caoutchouc joinings. In order to absorb the excess of chlorine the further end of the

¹ Roscoe, *Chem. Soc. Journ.* viii. 16.

bulb is placed in connection with a condenser containing slaked lime and charcoal placed in alternate layers.

When the gas has passed through the bulb-tube (at the rate of about two bubbles every second) for about ten minutes, the joinings are loosened and each end stopped by a piece of glass rod. In order to preserve the gaseous mixture, which is unalterable in the dark for any length of time, the bulbs are hermetically sealed. For this purpose the thinnest part of the tube is brought some little distance above a very small flame from a Bunsen's gas-burner: the glass softens below a red heat, and the ends may be drawn out and sealed with safety. It is, however, advisable to hold the bulb in a cloth during the operation of sealing, as not unfrequently the gas explodes. As soon as one bulb is removed a




FIG. 30.

second is introduced, and placed in connection with the evolution flask, and after ten minutes sealed as described. The bulbs thus obtained should be numbered, and the first and last tested by exposing them to a strong light, and if these explode, all the intermediate bulbs may be considered good. Sixty such bulbs may be prepared with the above quantity of acid, and may be kept in the dark for an unlimited time without change.¹ On exposing one of these bulbs to the light emitted by burning magnesium ribbon, or to bright daylight, a sharp explosion occurs and hydrochloric acid is formed.

¹ Roscoe, *Proc. Manch. Lit. and Phil. Soc.* Feb. 1865.

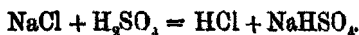
51 Hydrochloric acid is also formed by the action of chlorine upon almost all hydrogen compounds, which are decomposed by it either in the dark or in presence of light; thus sulphuretted hydrogen, olefiant gas, turpentine (see par. 44 (2)), and water are all decomposed by chlorine, hydrochloric acid being formed. When hydrogen is passed over many metallic chlorides, such as silver chloride, hydrochloric acid is evolved, and the metal reduced, thus:



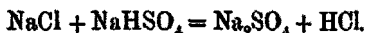
By these and other reactions hydrochloric acid is frequently formed; but none of them serve for the preparation of the gas on a large scale.

52 *Preparation.*—For this purpose six parts by weight of common salt are introduced into a capacious flask, and eleven parts of strong sulphuric acid slowly poured on it through a bent tube-funnel; the gas, which is at once rapidly evolved, is purified from any sulphuric acid or salt which may be carried over, by passing through a small quantity of water contained in a wash bottle, and it may then either be collected by displacement (like chlorine), or over mercury, or passed into water as shown in Fig. 36, if a solution of aqueous acid is needed.

The reaction which here occurs is represented by the equation:



Hydrochloric acid comes off, and a readily soluble acid sulphate of soda, or hydrogen sodium sulphate, NaHSO_4 , is left. If two molecules of salt be taken to one of sulphuric acid, a less easily soluble salt, normal sodium sulphate Na_2SO_4 , is formed, a greater heat being needed to complete the decomposition than when an excess of acid is employed, thus:



The pure aqueous acid is best prepared for laboratory use from pure salt and pure sulphuric acid.

53 *Properties.*—Hydrochloric acid is a colourless gas, which, on the application of pressure and cold, can be condensed to a colourless liquid, but this, according to Faraday, does not freeze even when exposed to a temperature of -110° . The gas was first liquefied by Davy and Faraday,¹ who estimated the tension of the gas to be 20 atmospheres at -16° , 25 atmospheres at -4° , and 40 atmospheres at $+10^\circ$. The method adopted by Davy

¹ Davy and Faraday. *Phil. Trans.* 1823, p. 164.

for the liquefaction of the gas is shown in Fig. 31. Into a tube, three times bent at a right angle and closed at one end, are placed, at *a*, a few small pieces of sal-ammoniac (a compound of hydrochloric acid and ammonia); some strong sulphuric acid is then


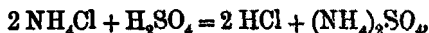


FIG. 31.

poured, by means of a bent tube-funnel (*d*), into the second bend at *b*. The open end of the tube is next carefully drawn out, thickened, and closed before the blow-pipe, and when the tube is cold, it is so inclined as to allow the acid to flow on to the sal-ammoniac. Hydrochloric acid gas is at once disengaged according to the equation:—



and after a time the pressure becomes sufficiently great to liquefy the further portions of the gas which are evolved, and by gentle heat the liquid may be distilled over into the empty limb of the tube. It is found to be a colourless liquid, having a specific gravity of about 1.27. The action of liquid hydrochloric acid upon various substances has been lately carefully examined by Gore.¹ The plan he adopted for preparing the acid was the same as that used by Davy, but the tubes were closed by plugs of gutta-percha, and placed (for safety) in wooden boxes. These experiments show that the liquid acid has but a feeble solvent power for bodies in general, and, with the exception of aluminium, the metals are not attacked by it.

Hydrochloric acid gas is heavier than air. Its specific

¹ *Proc. Roy. Soc.* xiv. 204.

gravity, according to the most accurate experiments of Biot and Gay-Lussac, is 1.278 (air = 1), or its density is 18.45 (H = 1), the calculated density being 18.185. The gas fumes strongly in the air, uniting with atmospheric moisture, and it is instantly absorbed by water or ice, yielding the aqueous acid. It possesses a strongly acid reaction and suffocating odour, and is not inflammable. A burning candle is extinguished when plunged into the gas, the outer mantle of the flame, before extinction, exhibiting a characteristic green coloration.

54 The composition of hydrochloric acid gas can be best ascertained as follows:—

Metallic sodium decomposes the gas into chlorine, which combines with the metal to form sodium chloride, and into hydrogen, which is liberated. If a small piece of sodium be heated in a deflagrating spoon until it begins to burn, and then plunged into a jar of hydrochloric acid gas, the combustion of the metal (union with chlorine) will go in the gas. In order to show what volume of hydrogen is evolved from a given volume of hydrochloric acid gas by this reaction, the following experiment may be made with the eudiometer tube, the construction of which is clearly seen in Fig. 32. To

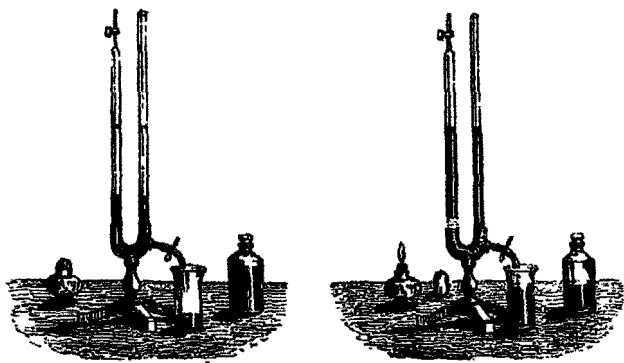


FIG. 32.

begin with, both limbs are filled completely with dry mercury; then the end of the tube carrying the stop-cock is connected by a piece of caoutchouc tubing with an evolution flask, from which pure hydrochloric acid gas is being slowly evolved from a mixture of dry salt and strong sulphuric acid, care being taken that the air has been driven out. On turning the stopcock at the top

of the tube, and opening the screw-tap on the caoutchouc in the U-tube, the mercury will run out, and dry hydrochloric acid gas will enter the one limb, whilst air fills the other to the same level. As soon as the gas reaches a mark on the tube indicating that it is two-thirds full of gas the stopcock is closed. A small quantity of sodium amalgam is now prepared by passing six or eight small pieces of clean cut sodium, one by one under the surface of a few ounces of mercury contained in a porcelain mortar. The amalgam is then poured into the open limb of the U-tube so as to fill it, and the end firmly closed with the thumb; the hydrochloric acid gas is now transferred to the limb containing the amalgam, and well shaken so as to bring the gas and amalgam into contact. The gas is next passed back into the closed limb, and the pressure equalized by bringing the mercury in both limbs to the same level, and this is easily done by allowing some mercury to flow out by loosening the screw-tap at the bottom of the U-tube. The hydrochloric acid gas will be completely decomposed by contact with sodium amalgam, chloride of sodium being formed, whilst the hydrogen is left in the gaseous state. This will be found to occupy exactly half the volume of the original gas, the level of the mercury having risen to a mark previously made and indicating exactly one-third of the capacity of the tube. As the closed limb is provided with a stopcock, the residual gas may be inflamed, and thus shown to be hydrogen.

55 It still however, remains to ascertain the volume of the chlorine which has disappeared. This is done as follows:—Two glass tubes about 50 cm. long and 1.5 cm. in diameter, drawn out at each end to fine threads, are filled with the gaseous mixture evolved by the electrolysis of the aqueous acid (see par. 48). The process is conducted exactly as if a bulb were being filled, and the tubes are then sealed up and kept in the dark. When it is desired to exhibit the composition of the gas, one of the tubes thus filled is brought into a dimly lighted room, and one of the drawn-out ends broken under mercury. No alteration in the bulk of the gas will be noticed. The mercury in which the tube dips is now replaced by a colourless solution of iodide of potassium, and by giving the tube a slight longitudinal shaking, a little of this solution is brought in contact with the gas. No sooner does the liquid enter the tube than it becomes of a dark brown colour, due to the liberation of the iodine, the chlorine uniting with the potassium to form the chloride of that metal. A

consequent diminution of bulk occurs which corresponds precisely to the volume of chlorine contained in the tube, and in a few moments the column of liquid fills exactly half the tube, proving that half the volume of the mixed gas consists of chlorine, and the other half of hydrogen. We have,

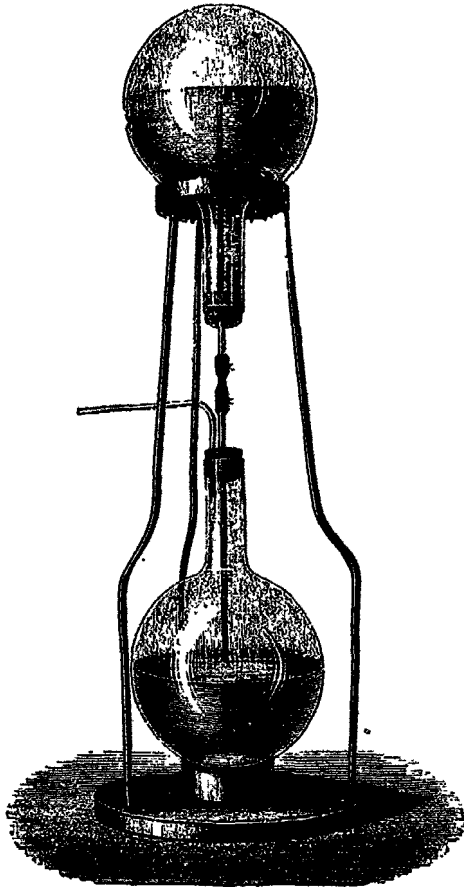


FIG. 33.

however, learnt from the previous experiment that hydrochloric acid gas contains half its own volume of hydrogen, so that we have now ascertained (1) that hydrochloric acid gas is entirely made up of equal volumes of chlorine and hydrogen, and

(2) that these elementary components combine together without change of volume to produce the compound hydrochloric acid gas.

This fact may be further illustrated by exposing a second sealed-up tube, containing the electrolytic gas, for a few minutes, first to a dim, and then to a stronger daylight. The greenish colour of the chlorine will soon disappear, a gradual combination of the gases having occurred. On breaking one end of the tube under mercury, no alteration of bulk will be observed, whilst on raising the open end into some water poured on the top of the mercury, an immediate and complete absorption will be noticed, and the tube will become filled with water.

In order to determine with a greater degree of exactitude than is possible by the above methods, the relation existing between the two gases, a quantitative analysis of the chlorine contained in a given volume of the electrolytic gas must be made. Two experiments thus conducted gave the following results:—

	I.		II.		Calculated.
Chlorine ...	49.85	...	50.02	...	50.00 volumes.
Hydrogen ...	50.15	...	49.98	...	50.00 „
	100.00		100.00		100.00

Showing that the gas obtained by decomposing aqueous hydrochloric acid consists exactly of equal volumes of chlorine and hydrogen, or

$$\frac{1}{2} \text{ vol. of chlorine weighing } \frac{35.37}{2} = 17.685$$

$$\frac{1}{2} \text{ „ hydrogen „ } \frac{1}{2} = 0.500$$

$$1 \text{ vol. of hydrochloric acid weighing ... } 18.185$$

56 Hydrochloric acid gas is very soluble in water, and the solution is largely used for laboratory and for commercial purposes, and frequently termed muriatic acid. In order to exhibit the solubility of the gas in water, a large glass globe (Fig. 33) placed on a stand is filled, by displacement, with the gas; a tube, reaching to the centre of the globe and dipping to the bottom of an equal-sized globe placed beneath, being fixed in a caoutchouc

stopper placed into the neck of the upper globe. Between the two globes the tube is joined by a piece of caoutchouc tubing, closed

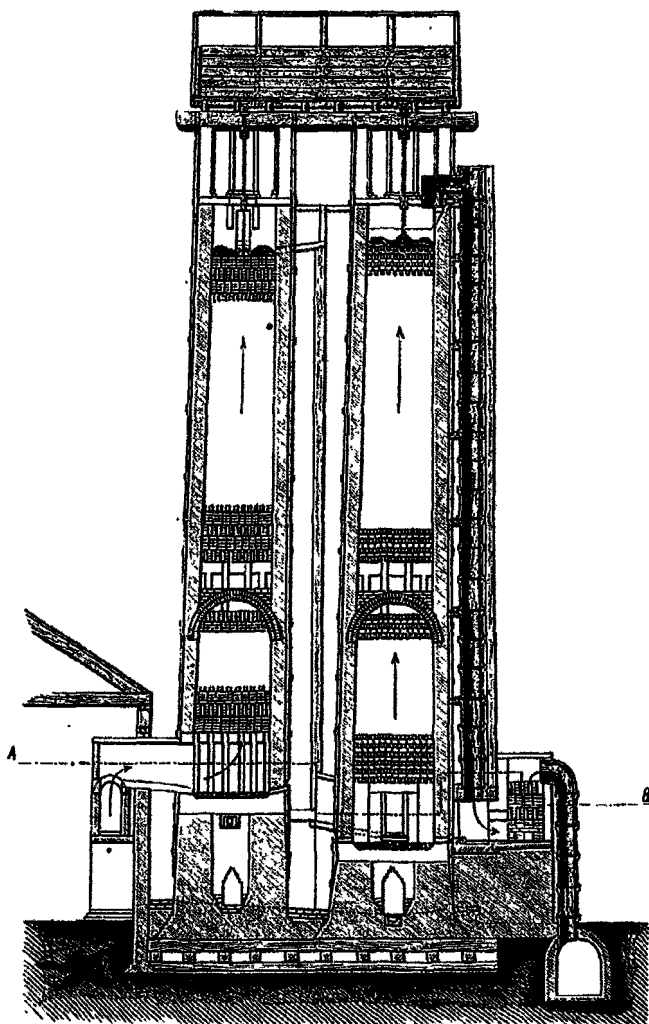


FIG. 34.

by a screw-tap. When it is desired to show the absorption, the lower globe is filled with water coloured blue by infusion of litmus, the screw-tap is opened and a little of the water forced into the upper globe (so as to begin the absorption) by blowing

through the side tube into the space above the surface of liquid in the lower globe. As soon as the water makes its appearance at the top of the tube, a rapid absorption occurs, the liquid rushes up in a fountain and at the same time becomes coloured red.

57 Manufacture of Hydrochloric Acid.—This acid is obtained on the large scale as a bye-product in the manufacture of soda-ash. In the alkali works 10 cwt. of salt is introduced into a large hemispherical iron pan, 9 feet in diameter, heated by a fireplace underneath, and covered by a brickwork dome; upon this mass of salt the requisite quantity (10 cwt.) of sulphuric acid (sp. gr. 1.7) is allowed to run from a leaden cistern placed above the decomposing pan. Torrents of hydrochloric acid gas are evolved, which collect in the space between the pan and the brickwork dome, whence they pass by a brickwork or earthenware flue into upright towers or condensers, built of bricks soaked in tar, or of Yorkshire flags fitted and clamped together. These towers, shown in vertical section in Fig. 34, and in ground plan in Fig. 35, are

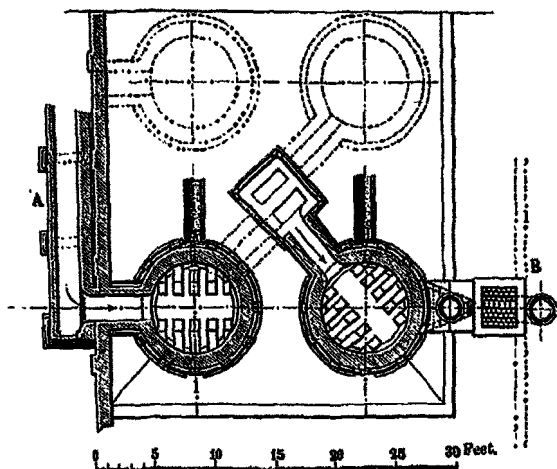


FIG. 35.

filled with bricks or coke, down which a small stream of water from a reservoir at the top of the tower, is allowed to trickle. The gas, passing upwards, as shown in the figures by the arrow, meets the water and is dissolved by it; and as the acid-liquor approaches the bottom of the tower it becomes more and more nearly saturated with the gas.

The aqueous commercial acid thus obtained from impure

materials, is generally far from pure; thus, it is usually of a yellow colour, due to organic matter; it may also contain sulphur dioxide, sulphuric acid, chlorine, and arsenic; this last is often




FIG. 36.

present in large quantities, being derived from the pyrites used in making the sulphuric acid.

The presence of arsenic may be detected by Marsh's reaction; or by the addition of stannous chloride which produces a brown precipitate of impure arsenic. To remove traces of arsenic, solution of stannous chloride may be added, the precipitate

allowed to settle and the clear liquid re-distilled. Chlorine may be detected by the addition to the diluted acid of pure iodide of potassium and starch solution, when if chlorine be present the blue iodide of starch will be formed. The presence of sulphuric acid can be easily ascertained by adding chloride of barium solution to the diluted acid, whilst that of sulphurous acid may be shown by adding zinc to the diluted acid, when sulphuretted hydrogen will be given off and its presence readily ascertained by its blackening action on lead paper. It is, however, not easy to separate these substances so as to obtain a strong pure acid from one originally impure, and by far the simplest plan is to exclude the foreign matters by employing pure materials to begin with.

58 The pure saturated aqueous acid is a colourless liquid fuming strongly in the air, and freezing when cooled below -40° to a butter-like mass having the composition $\text{HCl} + 2\text{H}_2\text{O}$. It is prepared for laboratory use by means of the apparatus shown in Fig. 36. One volume of water at 0° absorbs 503 times its volume of hydrochloric acid gas. The weight and volume of the gas absorbed under the pressure of 760 mm. by one gramme of water at different temperatures is given in the following table.¹

Temp.	Grms. HCl.	Temp.	Grms. HCl.
0°	0·825	32°	0·665
4	0·804	36°	0·649
8	0·783	40	0·633
12	0·762	44	0·618
16	0·742	48	0·603
20	0·721	52	0·589
24	0·700	56	0·575
28	0·682	60	0·561.

The weight of gas dissolved under changing pressure (the temperature remaining constant) does not vary proportionally to the pressure, and, therefore, this gas does not obey Dalton and Henry's law. Thus, for instance, under the pressure of 1 metre of mercury 1 grm. of water dissolves 0·856 grm. of the gas; according to Dalton and Henry's law the weight of gas absorbed under a pressure of 1 decimetre of mercury should be 0·0856 grm., whereas it is found to be 0·657 grm.

¹ Roscoe and Dittmar, *Quart. Journ Chem.* xii. 128.

On heating a saturated solution of the gas in water having a specific gravity of 1.22, hydrochloric acid gas is given off, and the liquid becomes weaker. On the other hand, a weak acid on being boiled, loses water and becomes stronger, so that at last both the strong acid and the weak acid reach the same strength, and both when boiled distil over unchanged, provided the pressure does not vary. The aqueous acid, which boils unchanged at 110° under the normal pressure contains 20.24 per cent of hydrochloric acid HCl .¹ If the distillation proceeds under a greater or less pressure than the normal, distillates of constant composition are obtained, but each one contains a different quantity of hydrochloric acid. This is clearly seen from the following table.

Column I. gives the pressure in metres of mercury under which the distillation was conducted; Column II. the percentage of hydrochloric acid (HCl) found in the residual acid.

I.	II.	I.	II.	I.	II.
0.05	23.2	0.8	20.2	1.7	18.8
0.1	22.9	0.9	19.9	1.8	18.7
0.2	22.3	1.0	19.7	1.9	18.6
0.3	21.8	1.1	19.5	2.0	18.5
0.4	21.4	1.2	19.4	2.1	18.4
0.5	21.1	1.3	19.3	2.2	18.3
0.6	20.7	1.4	19.1	2.3	18.2
0.7	20.4	1.5	19.0	2.4	18.1
0.76	20.24	1.6	18.9	2.5	18.0

Here the percentage of the acid and the constant composition obtained by distillation under a pressure of 0.5 decimetre is seen to be 23.2 HCl ; whereas when the pressure is increased to 2.5 metres the percentage of the acid of constant boiling point is 18.0 HCl . From this it is clear that definite hydrates of hydrochloric acid (*i.e.*, compounds of hydrochloric acid and water in simple atomic proportions) are not formed on distillation, although it happens that by chance the liquid distilling under a pressure of 760 mm. corresponds to $\text{HCl} + 8\text{H}_2\text{O}$. In the same way if dry air is passed through aqueous hydrochloric acid a part of the acid is vaporized and a residue is obtained which for each given temperature remains of constant composition. An acid weaker or stronger than this ultimately attains this composition.

¹ Roscoe and Dittmar, *loc cit.*

The following table shows the composition of the constant aqueous hydrochloric acids obtained by leading air at given temperatures through the liquid.

Temp.	Per Cent. of HCl.	Temp.	Per Cent. of HCl.
0°	25.0	60°	23.0
10	24.7	70	22.6
20	24.4	80	22.0
30	24.1	90	21.4
40	23.8	100	20.7
50	23.4		

Hence it is seen that an aqueous acid which boils unaltered under a given pressure, and, therefore, at a constant temperature, contains the same percentage of HCl as the constant acid obtained by passing dry air through the aqueous acid. Thus the boiling point of the acid under 0.1 of pressure, containing 22.8 per cent. of H Cl, is from 61° to 62°; and if dry air be passed through an aqueous acid at 62° the constant point is attained when the liquid contains 22.9 per cent of HCl.

59 The following table gives the specific gravity of solutions of aqueous hydrochloric acids of varying strengths, according to the recent experiments of Kolb.¹

100 of Aqueous Acid contain	Specific Gravity at	
	0°	15°
HCl		
2.22	1.0116	1.0103
3.80	1.0202	1.0189
6.26	1.0335	1.0310
11.02	1.0581	1.0557
15.20	1.0802	1.0751
18.67	1.0988	1.0942
20.91	1.1101	1.1048
23.72	1.1258	1.1196
25.96	1.1370	1.1308
29.72	1.1569	1.1504
31.50	1.1666	1.1588
34.24	1.1806	1.1730
36.63	1.1931	1.1844
38.67	1.2026	1.1938
40.51	1.2110	1.2021
41.72	1.2165	1.2074
43.09	1.2216	1.2124

¹ *Compt. Rend.* 74, 737.

From these numbers the percentage of any acid of known specific gravity can easily be found by interpolation.

60 *The Chlorides.*—The compounds of chlorine with the metals are formed either by the direct union of chlorine with a metal, or by the replacement of the hydrogen in hydrochloric acid by a metal. Certain metals enter very readily into combination with chlorine, heat being always evolved, and the phenomena of combustion being frequently observed. Other metals again do not combine so easily. Most of the metallic chlorides are soluble in water; amongst those insoluble are silver chloride AgCl , mercurous chloride (calomel) Hg_2Cl_2 , and Cuprous Chloride Cu_2Cl_2 . Some metals combine in more than one proportion with chlorine, thus we find:

Cuprous Chloride, Cu_2Cl_2 ,	Cupric Chloride, CuCl_2 .
Mercurous Chloride, Hg_2Cl_2 ,	Mercuric Chloride, HgCl_2 .
Tin Dichloride, SnCl_2 ,	Tin Tetrachloride, SnCl_4 .
Platinum Dichloride, PtCl_2 ,	Platinum Tetrachloride, PtCl_4 .
Ferrous Chloride, Fe_2Cl_6 ,	Ferric Chloride, Fe_2Cl_6 .

The chlorides of the metals are usually prepared by one of the following processes. (1) By acting on the metal with chlorine gas, especially when the anhydrous chloride is required. (2) By the action of chlorine upon metallic oxides, when it drives off the oxygen and unites with the metal to form a chloride. (3) By acting on the metal with hydrochloric acid. (4) By dissolving the oxide, hydrate, or carbonate of the metal in hydrochloric acid. (5) In certain cases, by adding a soluble chloride to a solution of a salt of the metal, when the metallic chloride is obtained as an insoluble precipitate.

Chlorine also unites with all the non metallic elements and with certain groups of atoms termed radicals to form chlorides of these elements and radicals respectively, some examples of which are as follows:

Non-Metallic Chlorides.

Hydrochloric Acid	HCl
Chloride of Sulphur	SCl_2
Trichloride of Boron	BCl_3
Tetrachloride of Silicon	SiCl_4
Pentachloride of Phosphorus	PCl_5

Chlorides of Inorganic Radicals.

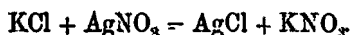
Chloride of Sulphuryl	SO_2Cl_2
Chloride of Phosphoryl	POCl_3

Chlorides of Organic Radicals.

Chloride of Ethyl	$\text{C}_2\text{H}_5\text{Cl}$
Chloride of Ethene	$\text{C}_2\text{H}_4\text{Cl}_2$
Chloride of Acetyl	$\text{C}_2\text{H}_3\text{OCl}$
Chloride of Cyanogen	CNCl

6x Detection and Estimation of Chlorine.—In the free state chlorine gas is recognized by its peculiar colour, its suffocating smell, and by its bleaching action on organic colouring matters. When present in smaller quantities, its presence may be detected by the blue colour which it causes on a paper moistened with a solution of iodide of potassium, KI, and starch paste owing to the fact that chlorine liberates iodine from its compound with potassium, combining with the metal to form the chloride, KCl, whilst the liberated iodine forms a deep blue compound with starch. This reaction is very delicate, but it must be remembered that an excess of chlorine again removes the blue colour, and also that the same effect is produced by bromine, nitrous fumes, ozone, and other oxidising substances.

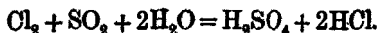
When combined with metals to form chlorides soluble in water, the element is usually detected by the formation of the curdy white precipitate of silver chloride, AgCl, on addition of a solution of silver nitrate, AgNO_3 , to that of a soluble chloride, KCl, thus:—



One part of chlorine in one million parts of water can thus be detected—a faint opalescence occurring. The precipitated silver chloride becomes violet-coloured on exposure to light, and is insoluble in water and dilute acids, especially nitric acid, but readily soluble in ammonia and in solutions of potassium cyanide, and sodium thiosulphate (the so-called hyposulphite of soda). Mercurous nitrate likewise produces in solutions of a chloride a white precipitate of mercurous chloride (calomel), which does not dissolve, but turns black on addition of ammonia.

In order to detect a chloride in presence of an iodide and bromide, the dried salt is distilled with potassium chromate and strong sulphuric acid, when chromium oxychloride, CrO_2Cl_2 ,

distils over as a dark red liquid, decomposed by addition of water or ammonia, and yielding a yellow solution which, on addition of hot acetic acid and a soluble lead salt, gives a yellow precipitate of lead chromate; neither bromine nor iodine forms a similar compound with chromium. Chlorine, when combined to form a chloride, is always estimated as silver chloride, AgCl , and according to Stas 143.03 of silver chloride contain 35.37 of chlorine. If the chlorine is present in the free state it can be determined by volumetric analysis (see *Chlorimetry*, under *Bleaching Powder*), or it may be reduced by sulphur dioxide, SO_2 to hydrochloric acid, and then precipitated as silver chloride and weighed. The reduction of chlorine to hydrochloric by means of sulphur dioxide is represented by the equation:—



Chlorine occurs combined with carbon and other elements in certain organic compounds, as in chloroform, CHCl_3 . These substances, when brought in contact with solution of silver nitrate do not yield any precipitate of silver chloride, and the chlorine cannot be detected or determined by the above means. In order to ascertain the quantity of chlorine thus contained in combination, the compound must be decomposed by passing its vapours over red-hot lime, when the chlorine combines with the metal to form calcium chloride, and this on being dissolved in water or nitric acid yields, on addition of an excess of silver nitrate, a precipitate containing the whole of the chlorine.

BROMINE. $\text{Br} = 79.75$, Density = 79.75.

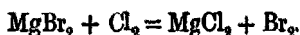
62 BROMINE does not occur in the free state in nature, it was discovered in the year 1826 by Balard,¹ who prepared it from the liquor called bittern, remaining after the common salt has crystallised out from concentrated sea-water, in which it occurs combined with metals to form bromides, he gave it the name from $\beta\rho\omega\mu\omicron\varsigma$, a bad smell.

Bromine occurs in combination with silver in certain ores, from Mexico, Chili, and Bretagne; but is found in larger

¹ *Ann. Chim. Phys.* Ser. [2] xxxii., p. 337.

quantities (combined with sodium, potassium, magnesium, or calcium forming *bromides*) in the water of many mineral springs, some of which contain enough to serve as a source of this element. It is also found, though in very small quantity, in all sea-water,¹ and has been detected in sea-weed from many localities, and even in certain marine animals, as well as in English rock-salt. The mineral springs at Kreutznach, Kissingen, and Schönebeck, and the potash beds of Stassfürth, as well as certain American springs in Ohio and elsewhere, are some of those from which bromine is prepared on the large scale.

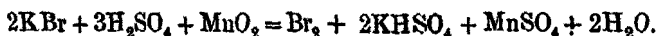
Preparation.—In order to detect bromine in a mineral water or to prepare it in small quantities, the following method is employed. The mother-liquor remaining after the brine from any of the above sources has been well crystallized is treated with a stream of chlorine gas, so long as the yellow colour of the liquid continues to increase in depth. Chlorine has the power of liberating bromine from bromides, itself uniting with the metal, and the bromine being set free, thus:—



The addition of excess of chlorine is to be avoided, as a compound of chlorine and bromine is then formed. The yellow liquid is then well shaken with chloroform, which dissolves the bromine, forming, on standing, a brown solution below the aqueous liquid. On adding caustic potash to this solution the colour at once disappears, the bromine combining to form the bromide K Br, and bromate of potassium, KBrO_3 thus:—



On concentrating the solution, a mixture of these salts remains, and from these the bromine is again liberated by distilling the liquid with black oxide of manganese and sulphuric acid in a tubulated retort. The decomposition which here occurs is similar to that which takes place in the preparation of chlorine, thus:—



Dark red fumes of bromine are liberated, and a black liquid condenses in the well cooled receiver.

If the bromine is required to be anhydrous it must be

¹ The water of the Dead Sea is said to contain large quantities, of no less than 0.42 gram. in the litre (Lartet.)

redistilled over concentrated sulphuric acid, and if iodine is present this must be got rid of previously, by precipitation as subiodide of copper.

For the preparation of bromine on the large scale the mother-liquors of the salts containing the bromides, after having been mixed with sulphuric or hydrochloric acid, are treated with such quantities of black oxide of manganese as will not evolve more chlorine than is needed to liberate the bromine, which latter is then distilled off and preserved. This operation is carried on in large square stone vessels heated by steam, and the bromine which comes off is collected in a large Woulff's bottle. If the liquors contain iodides as well as bromides, the iodine is first liberated by a limited addition of manganese dioxide, and the bromine afterwards set free.

In order to separate the bromine from the more volatile chloride of bromine formed at the same time, the vapours coming off from the still are not perfectly cooled, the bromine collects in the receiver, and the more volatile chlorine compound passes further on into a vessel filled with iron filings or caustic soda. The impure bromine contained in the receiver is then purified by repeated fractional distillations, and thus the greater portion of the chlorine, as well as the less volatile organic bromides, which are always present, may be separated.

For the purpose of freeing the bromine completely from chlorine mere washing with water does not suffice, and it is necessary either to distil it over bromide of potassium, which is decomposed by any chlorine present with formation of bromine and chloride of potassium, or for exact purposes the following method may be employed. The bromine is wholly neutralized by baryta water, whereby bromide and bromate of barium are formed (together with chloride and chlorate). The mixture of barium salts is first evaporated to dryness, then heated to redness, and the residue digested with alcohol, which only dissolves the bromide of barium. The solid salt obtained on evaporation of this alcoholic solution is then treated with manganese dioxide and sulphuric acid, when pure bromine is obtained.

The quantity of bromine produced in Stassfürth in the year 1873 amounted to 20,000 kilos, whilst England and France produced about a like amount,¹ and America contributed in 1870 no less than 62,500 kilos.²

¹ Hofmann, *Report on the Chemical Industry of the Vienna Exhibition*, p. 129.

² Chandler, *Chem. News*, xxiii. 77.

63 Properties.—Bromine is a heavy mobile liquid, so dark as to be opaque except in thin layers. It is the only liquid element at the ordinary temperature except mercury. Its specific gravity at 0° is 3·1872: it freezes at 9° to a dark brown solid, melting at 7·3° (Regnault; Philipp);¹ it evaporates quickly in the air, and boils at 63° (Stas). Bromine possesses a very strong unpleasant smell, the vapours when inhaled produce great irritation, and affect the eyes very painfully. When swallowed, it acts as an irritant poison, and when dropped on the skin it produces a corrosive sore, which is very difficult to heal.

In its general properties, as well as in those of its compounds, bromine closely resembles chlorine, although they are not so strongly marked. Thus it bleaches organic colouring matters, but much less quickly than chlorine does, and it combines directly with metals to form bromides, though its action is less energetic than that of chlorine. It does not combine at all at ordinary temperatures with metallic sodium, indeed these two substances may be heated together to 200° before any perceptible action commences, whereas bromine and potassium cannot be brought together without combination occurring, sometimes with almost explosive violence.² The addition, however, of a drop of water to bromine and clear sodium sets up a lively reaction. If brought into contact with free bromine, starch-paste is coloured orange yellow.

Bromine and Water.—A definite crystalline compound of bromine and water is obtained by exposing a mixture of the two substances to a temperature near the freezing point. This hydrate consists of Br + 5H₂O and it undergoes decomposition into bromine and water at 15°. The analysis of the compound gave the following results:—

	Calculated.		Found (Löwig).
Bromine.	79·75	47·00	45·5
5H ₂ O	89·80	53·00	54·5
	<u>169·55</u>	<u>100·00</u>	<u>100·0</u>

The solubility of bromine in water between the temperatures of 5° and 30°,³ is shown in the following table, 100

¹ Ber. Deutsch. Chem. Ges. xii. 1424.

² Merz und Weith, Ber. Deutsch. Chem. Ges. vi. 1518.

³ Dancser, Chem. Soc. Journ. xv. 477.

grams of saturated solution of bromine water containing by weight—

At 5°	3.600	grams of bromine.
„ 10	3.327	„ „
„ 15	3.226	„ „
„ 20	3.208	„ „
„ 25	3.167	„ „
„ 30	3.126	„ „

The solution of bromine in water has an orange red colour, it soon loses bromine in contact with the air, and it bleaches organic colouring matter. Bromine water is permanent in the dark, but on exposure to sunlight it becomes acid from the formation of hydrobromic acid and evolution of oxygen.

BROMINE AND HYDROGEN.

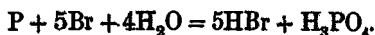
HYDROBROMIC ACID: $\text{HBr} = 80.75$. Density = 40.375.

64 Bromine like chlorine forms only one compound with hydrogen, containing one atom of bromine and one of hydrogen, but, unlike chlorine, these two bodies do not unite to form hydrobromic acid when brought together in sunlight. If, however, hydrogen and the vapour of bromine are passed through a red-hot tube containing finely-divided metallic platinum, a combination occurs of equal volumes of bromine and hydrogen and formation of hydrobromic acid gas. The combination of these two bodies may be easily shown by passing hydrogen over bromine vapour and lighting the escaping gas, when dense fumes of hydrobromic acid will be noticed.

Preparation.—Hydrobromic acid gas cannot well be prepared by the action of the ordinary acids on the bromides, as in the case of hydrochloric acid, owing to the facility with which hydrobromic acid splits up, with formation of free bromine. If, however, phosphoric acid be used, free hydrobromic acid is obtained.

By far the best mode of preparing hydrobromic acid gas is to bring bromine and phosphorus together in presence of a little

water, when a violent action occurs, hydrobromic acid gas and phosphoric acid being formed :



In order to prepare the gas a flask provided with a doubly bored caoutchouc cork, Fig. 37, is made use of; through one of the holes a gas delivery-tube is fixed, whilst through the other a stoppered funnel tube is passed. A mixture of one part by weight of amorphous phosphorus and two parts of water is introduced into the flask, and ten parts of bromine are allowed to fall drop by drop through the stoppered funnel-tube on to the mixture

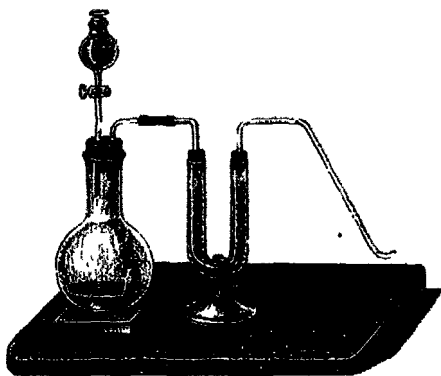


FIG. 37.

in the flask. As each drop falls in a sudden evolution of gas occurs, accompanied in the first part of the operation by a flash of light, and as soon as a certain amount of hydrobromic acid has been formed the bromine dissolves quietly, and on gently warming the flask hydrobromic acid gas is given off. This is then allowed to pass through a U-tube containing amorphous phosphorus, to free it from any vapour of bromine, and it may be collected in dry stoppered cylinders by displacement or over mercury. The same apparatus serves for preparing a saturated aqueous solution of the gas; for this purpose the gas delivery-tube is removed and a short tube substituted for it. This passes through a cork fitting in the tubulus of a retort placed in the position shown in Fig. 38; the neck of the retort dips under water, and the retort itself serves as a safety tube in case the

gas be absorbed so quickly that the liquid rushes back, as then the solution is not sucked back into the flask, but simply rushes into the upper part of the retort.

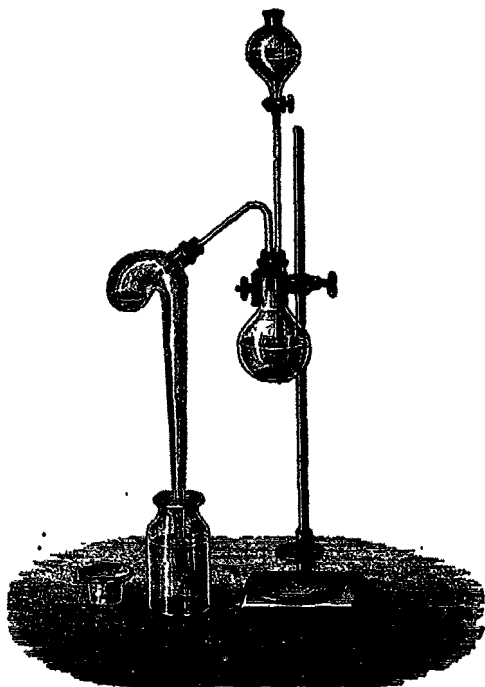
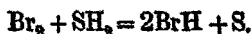


FIG. 38.

Hydrobromic acid is also formed when sulphuretted hydrogen is passed through a solution of bromine in water, and it may likewise be obtained by action of bromine and water on sulphite or hyposulphite of sodium; thus :—



65 Properties.—Hydrobromic acid is a colourless gas, having a strong irritating smell, with an acid taste and reaction. It fumes strongly in the air, and on exposure to a temperature of -73° (obtained by the evaporation of a mixture of ether and solid carbonic acid), it condenses to a colourless liquid, and afterwards freezes at -87° to a colourless ice-like solid.¹

¹ Faraday, *Phil. Trans.* 1845, p. 155.

Pure aqueous hydrobromic acid is colourless, and remains so even when exposed to air; it fumes when saturated at 0°, and then possesses a specific gravity of 1.78. The weak aqueous acid becomes stronger, and the concentrated acid weaker on distillation, until an acid containing from 47.38 to 47.86 per cent. of HBr, distils over under pressure varying from 0.752 to 0.762 metres. When the pressure under which the distillation occurs varies, the composition of the constant acid changes as that of hydrochloric acid does, and if a stream of dry air be passed through the aqueous acid a point is reached, different for each temperature, at which the acid no longer undergoes change. Thus the acid which evaporates unchanged in air at 100° contains 49.35 per cent. HBr, whilst that obtained at 16° contains 51.65 per cent. of HBr.

The variation of the specific gravity of the aqueous acid with the percentage of hydrobromic acid dissolved has been determined by Topsøe,¹ as also by C. R. A. Wright,² who obtained the following numbers:—

Per Cent. HBr.	Spec. Grav. at 15°.
10.4	1.080
23.5	1.190
30.0	1.248
40.8	1.385
48.5	1.475
49.8	1.515

The composition of this gas is analogous to that of hydrochloric acid, and can be ascertained in a similar way by bringing a given volume of the dry gas in contact with sodium amalgam, when sodium bromide is formed and hydrogen liberated, the volume of which is found to be exactly half that of the original hydrobromic acid gas.

66 The Bromides.—These compounds are formed in a similar manner to the corresponding chlorides. They possess an analogous composition with these, and exhibit similar properties. Bromine unites with nearly all the metals, forming bromides, which are also produced by the action of metals on hydrobromic acid, or by the action of vapour of bromine on the metallic oxides, oxygen being liberated.

The metallic bromides are nearly all soluble in water, the

¹ *Ber. Deutsch. Chem. Ges.* iii. 404.

² *Chem. News*, xxiii. 242.

most insoluble being silver bromide, AgBr , mercurous bromide, Hg_2Br_2 , and lead bromide, PbBr_2 , which latter is slightly soluble. All the bromides are solid at the ordinary temperature, but when heated they fuse and volatilize, some undergoing decomposition, others remaining unchanged. They are, however, all decomposed by chlorine, either in the cold or upon heating, a metallic chloride being formed and bromine liberated; they are also decomposed by sulphuric and nitric acids, with evolution of hydrobromic acid, which again is partly oxidized, bromine being set free.

67 Detection and Estimation of Bromine.—Bromine when in the free state may be recognized by the red colour of its vapour, and by its exceedingly disagreeable odour, and by imparting to starch paste an orange-yellow colour. When present in small quantities it may be detected by shaking up with chloroform or ether, which dissolves it, and acquires thereby a red or brownish colour.

Bromine in the state of a soluble bromide may be detected by giving with silver nitrate a yellowish white precipitate of silver bromide, which is insoluble in nitric acid, and dissolves only with difficulty in ammonia, but readily in cyanide of potassium. Also by giving with nitrate (but not chloride) of palladium a reddish-brown precipitate of the bromide; by its tinging carbon disulphide yellow in presence of hydrochloric acid and a drop of sodium hypochlorite; and by the liberation of bromine on heating with sulphuric acid, with sulphuric acid and manganese dioxide, or with sulphuric acid and potassium bichromate.

When the bromine is present as a soluble bromide it is usually *estimated* by precipitation as bromide of silver, which contains 42.42 per cent. of bromine. In presence of chlorine the two elements are precipitated together by nitrate of silver, the precipitate is then fused and weighed. A portion of it is next ignited in a current of chlorine, when the whole of the bromine is expelled, the residue of silver chloride weighed, and from the weight thus obtained and that of the mixed silver salts, the quantities of chlorine and bromine are calculated. For every 79.75 parts of bromine expelled, 35.37 parts of chlorine have been substituted; or, if a difference of 44.38 is observed, 79.75 parts of bromine must have been present. Hence for any other difference the weight of bromine is found by multiplying that difference by $\frac{79.75}{44.38} = 1.797$.

CHLORINE AND BROMINE.

68 When chlorine gas is passed into liquid bromine it is largely absorbed, a reddish yellow volatile mobile compound of the two elements being formed. This liquid, which was prepared by Balard but not analyzed by him, is soluble in water, yielding a yellow solution, from which, on cooling to below 0° , a crystalline hydrate separates out, which melts at $+7^{\circ}$.

IODINE. $I = 126.53$. Vapour Density = 126.53 .

69 IODINE was discovered in 1812 by Courtois,¹ of Paris, in the mother-liquors of the soda salts which are prepared from kelp or burnt seaweed. It was afterwards examined by Davy,² and much more completely by Gay-Lussac.³ Iodine derives its name from *ἰοειδής*, violet-coloured, owing to the peculiar colour of its vapour, by means of which it was first discovered.

Like chlorine and bromine, iodine does not occur in the free state in nature, but is found combined with metals to form iodides, which occur in small quantities, but widely diffused, both in the organic and inorganic kingdoms, having been detected in sea-water, in sea-plants and animals, and in many mineral springs. The quantity of iodine present in sea-water is extremely small, but certain plants and even animals have the power of absorbing and storing up the iodine. The ash of the deep-sea-weed (*Fucus palmatus* especially) contains more iodine than that which grows in shallow water, and it is from the weed collected on exposed and rocky coasts, as the north and west coasts of Ireland, Scotland, and France, that the greater portion of the iodine of commerce is obtained. Iodine has recently been found in small quantities in Chili saltpetre, Na NO_3 , and is commercially obtained from the mother-liquors of this salt; it is likewise found in combination with silver in a Mexican silver ore, in some specimens of South American lead ore, in certain dolomites, and in small quantities in almost every deposit of

¹ Courtois, Clement, and Desormes, *Ann. Chim.* lxxxviii. 304.

² *Phil. Trans.* 1814, ii. 74 and 487.

³ *Ann. Chim.* lxxxviii. 311, 319, and xci. 5.

rock salt. Iodine has also been found in coal, and it has been detected in some few land and fresh-water plants, and in many sea animals, as in sponges and oysters, and also in cod-liver oil.

70 Preparation.—Iodine is mainly obtained from kelp or burnt seaweed. The stormy months of the spring are those in which the deep-sea tangle is thrown up on the north coasts of France and Ireland and the western coasts of Scotland. The inhabitants collect the weed, allow it to dry during the summer, and then burn it in large heaps. The ash thus obtained is termed *kelp* in Scotland and *varec* in Normandy; it contains from 0.1 to 0.3 per cent. of iodine. When the seaweed is completely burnt and when the ash is fused, a considerable fraction of the iodine is lost from volatilization, hence it is better simply to carbonize the weed. On lixiviating systematically either the kelp or the carbonized weed, a concentrated solution of the alkaline carbonates, chlorides and sulphates, together with the iodides and bromides of the alkali-metals is obtained, and from this solution the carbonates, chlorides, and sulphates are allowed to


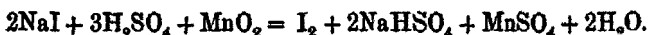


FIG. 39.

crystallize, leaving the bromides and the iodides in the mother-liquor. This liquor is then treated in several ways in order to obtain the iodine.

(1) An excess of sulphuric acid is added to the liquor, when the sulphides and sulphites which it contains are decomposed, and the iodine and bromine liberated as hydriodic and hydrobromic acids. In this process the liquor, after any crystals of sodium sulphate which may have formed have been taken out, is placed in iron boilers, Fig. 39, surrounded with brickwork, each gently heated by a separate fire to a temperature of 60° , and fitted with leaden hoods, which can be lifted off by means of a chain and winch. Each cover is fitted with a leaden pipe (*a*), and this is connected with a series of glass or earthenware condensers fitting one into the other. After the introduction of the liquor, the covers are luted on with clay, the pipes (*a*) are fixed in their receptacles and connected with the condensers. Manganese dioxide is thrown little by little into the still through the hole (*b*), which can be closed by a stopper. The iodine thus liberated condenses in the receivers,¹ and the accompanying water escapes through a tubulus at the bottom of each receiver and runs away along the channel (*c*). When no more iodine distils over, the leaden pipes are dismantled, and the stills are connected with a second receiver (*d*). More manganese dioxide is then added, and the bromine, which hitherto has not been liberated, is now disengaged and collects in (*d*) and in the Woulff's bottles (*e*).

The decomposition occurring during the formation of the iodine is represented by the following equation:—

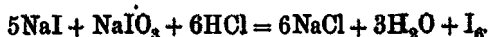


The iodine thus obtained may then be partially purified by resublimation, but even then invariably contains traces of chloride, bromide, and cyanide of iodine.

(2) The iodine contained in the liquors, after separation of the crystallizable alkaline salts, may also be liberated by the addition of sulphuric acid containing a considerable quantity of nitric acid. The acidified liquor is then agitated with the most volatile portion of petroleum (petroleum-naphtha, kerosine), which dissolves the iodine. The petroleum solution of iodine is next drawn off from the aqueous liquor and shaken up with an aqueous solution of caustic soda, whereby the iodine is withdrawn from the hydrocarbon and converted into iodide

¹ One ton of kelp usually yields 10 lbs. of iodine.

and iodate of sodium. The iodine is then liberated from these salts by the addition of hydrochloric acid, thus :—



In order to purify the commercial iodine it is washed with a small quantity of water, dried on porous plates, and resublimed. According to Stas,¹ the only mode of obtaining chemically pure iodine (free from every trace of chlorine and bromine) is to dissolve the commercial resublimed substance in iodide of potassium solution, and then to precipitate the iodine by water. The precipitate is well washed with water and then distilled with steam, the solid iodine in the distillate is collected and dried *in vacuo*, first over solid nitrate of calcium, which is frequently changed, and afterwards over solid caustic baryta to remove the last traces of water and of hydriodic acid.²

71 Properties.—Iodine is a bright, shining, crystalline, opaque, blackish-grey solid. The crystals when large possess almost a metallic lustre; it crystallizes by sublimation in the rhombic system, in the form of prisms or pyramids. Finer crystals are obtained from solution, as by exposing to the air a solution of iodine in ether, or in an aqueous solution of hydriodic acid.

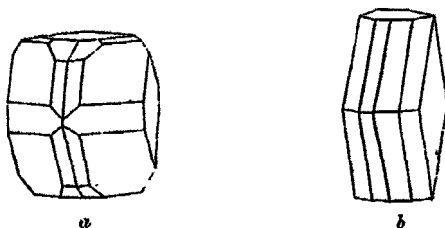


FIG. 40.

The crystals thus obtained have a ratio of their axes represented by the numbers 4 : 3 : 2. The crystal represented in Fig. 40 *a* was obtained by Marignac from solution in hydriodic acid.

Iodine is a heavy substance having a specific gravity of 4.948 at 17°, melting between 113° and 115° and solidifying at 113°.6 (Stas). It boils above 200°, giving rise to a vapour which,

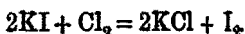
¹ *Recherches*, p. 136.

² The production of iodine in Great Britain amounted in 1871 to 114,799 lbs., whilst rather less than this quantity was manufactured in France. The amount made in Chili from the mother-liquors of the soda saltpetre appears recently to have considerably increased, no less than 60,000 lbs. coming annually from this source.

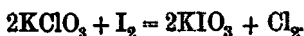
seen by transmitted white light, possesses, when chemically pure, a splendid deep blue colour, but when mixed with air a reddish-violet colour (Stas). The specific gravity of iodine vapour was found by Deville and Troost to be 8.72 (air = 1), which corresponds to the density, 125.9, proving that the molecule, or two volumes of iodine-gas, weighs $126.53 \times 2 = 253.06$. At the ordinary temperature it volatilizes slowly, shining crystals being deposited on the sides of a bottle, on the bottom of which a little iodine has been placed. It is a bad conductor of electricity, and possesses a peculiar smell less penetrating than, though similar to that of, chlorine and bromine. The specific heat of solid iodine is, according to the experiments of Regnault, 0.05412, and that of the liquid 0.10882. The latent heat of fluidity of iodine is 11.7 thermal units, its heat of vaporization 23.95 thermal units.

When an electric discharge is passed through a heated Geissler's vacuum-tube containing a trace of iodine vapour, a spectrum of bright lines is obtained, characteristic of this element.¹ This emission spectrum is, however, not identical with the characteristic absorption-spectrum of iodine, so carefully mapped by Thalén,² and seen when white light is passed through iodine vapour. Salét³ has recently shown that when an electric current of feeble tension is passed through a Geissler's tube containing iodine, another set of bright bands is obtained, which are identical in position with the dark bands of Thalén's absorption spectrum, each bright band being replaced by a black band when the vapour is illuminated from behind.

72 In its chemical properties iodine resembles chlorine and bromine; the two latter elements have the power of displacing iodine from its combination with metals (or electro-positive elements) thus:—



Whilst its combinations with oxygen (or with electro-negative elements) are more stable than those of the other two elements. Thus iodine expels chlorine from the chlorates with formation of iodate and free chlorine:—



These differences are explained when we examine the amount

¹ Plücker and Hittorf, *Phil. Trans.*, 1865, 28.

² *Kon. Svenska Acad. Handb.* 1869.

³ *Phil. Mag.* [4] 44, 156.

of heat evolved by the several decompositions in question. This heat may be taken as a measure of the affinity or power of combination which the elements exhibit towards one another. Thus the heat evolved on the combination of chlorine, bromine, and iodine with hydrogen, or the *heat modulus* of the reactions according to Julius Thomsen's experiments¹ is:—

H + Cl . . .	22001	heat units
H + Br . . .	8440	"
H + I . . .	6036	"

When these same elements unite with oxygen and hydrogen to form the oxyacids (HClO_3 , HBrO_3 , HIO_3) the heat evolved is as follows:—

Cl + O_3H . .	23940	heat units
Br + O_3H . .	5384	"
I + O_3H . .	43537	"

Hence we see that as regards affinity for oxygen chlorine stands nearly midway between bromine and iodine, for $\frac{43537 + 5384}{2} = 24460$.

Iodine dissolves but very sparingly in water, one part being soluble in 5524 parts of water at 10° ; but it dissolves freely in an aqueous solution of potassium iodide, and in alcohol, yielding brown solutions. Tincture of iodine of the pharmacopœia contains $\frac{1}{2}$ oz. of iodine, $\frac{1}{2}$ oz. of iodide of potassium, rectified spirit 1 pint. It is also soluble in chloroform, carbon disulphide, and many liquid hydrocarbons, imparting to these liquids a fine violet colour when present in small quantities, and in larger quantities forming a black opaque solution, which in the case of carbon disulphide is diathermous, allowing the invisible heating rays of low refrangibility to pass, though it is opaque to the visible rays.

Iodine does not combine directly with hydrogen with evolution of light and heat, but does so with many of the metals and metalloids. Thus solid phosphorus, when brought into contact with iodine, first melts and then bursts into flame owing to the heat evolved in the act of combination; and powdered antimony takes fire when thrown into iodine gas, antimony iodide being produced, whilst, if the vapour of mercury be passed over heated

¹ *Chem. Soc. Journ.* xxvi. 1188.

iodine, immediate action occurs, the iodides of mercury being formed. When iodine is brought into contact with water and filings of iron or zinc, a violent reaction occurs, colourless solutions of the respective iodides resulting. The action of iodine upon the alkali-metals is analogous to that of chlorine and bromine. Sodium and iodine can be heated together without any alteration, whilst if potassium be employed an explosive combination occurs.

Potash at once decolorizes a solution of iodine, iodide and iodate of potassium being produced, thus :—



When acted upon by strong nitric acid, iodine is completely oxidized to iodic acid HIO_3 .

The most characteristic property of free iodine is its power of forming a splendid blue colour with starch-paste. This is formed when starch granules are brought into contact with the vapour of iodine, or, better, when a solution of iodine is added to starch-paste. The blue colour disappears on warming the solution, but reappears on cooling, and its formation serves as a most delicate test for the presence of iodine.¹ In order to exhibit this property, a few grains of iodide of potassium may be dissolved in three or four litres of water placed in a large glass cylinder, and some clear, dilute, well boiled starch-paste added. As the iodine is here combined with the metal no coloration will be seen, but if a few drops of chlorine water be added, or, better, if a little of the air (containing free chlorine) from a bottle of chlorine water be poured on to the surface of the liquid, a blue film will be formed, which on stirring will impart a blue tint to the whole mass. Iodine both free and in combination is largely used in medicine.

¹ Collin and Gaultier de Claubry, *Ann. Chim.* 90, 87.

[*Note on the Abnormal Density of Iodine Vapour.*—Victor Meyer (*Ber. Deutsch. Chem. Ges.* xiii. 394), as well as F. Meier and Crafts (*Ibid.* 851), have shown that the vapour density of Iodine although normal at temperatures below 700° diminishes at a higher temperature. Thus at 1390° it is only 0.60 of the theoretical density. The full discussion of this remarkable fact must be reserved for the chapter on Theoretical Chemistry.]

IODINE AND HYDROGEN.

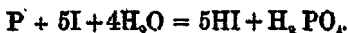
HYDRIODIC ACID. $HI = 127.53$. Density = 63.765.

73 Iodine and hydrogen combine directly together when they are passed over finely-divided platinum heated to redness, forming a strongly acid gas, having properties very similar to hydrochloric and hydrobromic acid.

Hydriodic acid can also be obtained by heating iodide of potassium with phosphoric, but not with sulphuric, acid; for when this latter acid is used, sulphur dioxide SO_2 and free iodine are formed at the same time, thus:—



On the other hand, hydriodic acid is easily prepared by allowing iodine and phosphorus to act on one another in presence of water, thus:—



Preparation.—For this purpose 1 part by weight of amorphous phosphorus and 15 parts of water are brought together in a tubulated retort or flask, provided with a caoutchouc cork and gas delivery-tube, and to these 20 parts of iodine are gradually added, the contents of the flask during this operation being kept cool by immersing the flask in cold water. When all the iodine has been added, and as soon as no further evolution of gas can be noticed, the flask may be gently warmed. The gas thus obtained may either be received in dry bottles filled with mercury in the mercurial trough, or it may be collected by displacement, as it is more than four times as heavy as air.

If we possess a concentrated solution of hydriodic acid, the gas may be obtained in a still more simple manner. Two parts of iodine are dissolved in aqueous hydriodic acid of specific gravity 1.7, and this solution is allowed to fall, drop by drop, by means of a stop-cock funnel-tube, into a flask containing amorphous phosphorus covered with a thin layer of water. The evolution of gas occurs at first without any application of heat being necessary, but after a time the flask may be slightly warmed. The apparatus, Fig. 41, is used for the purpose of preparing,

according to the above method, a saturated aqueous solution of hydriodic acid.

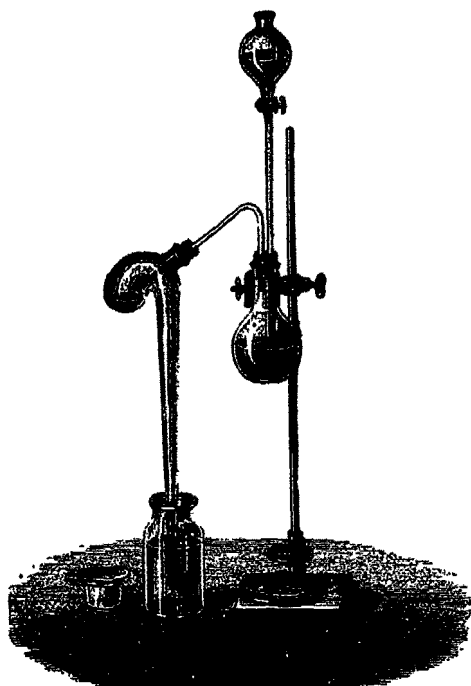


Fig 41.

Properties.—Hydriodic acid exists at the ordinary temperature and pressure as a colourless gas, having a strongly acid reaction and suffocating odour, and fuming strongly in the air. It can be condensed to a colourless liquid,¹ by a pressure of four atmospheres at 0°, or by exposure, under the ordinary atmospheric pressure, to the low temperature of a bath of ether and solid carbonic acid, and if cooled to -55° it freezes to a colourless ice-like solid mass.

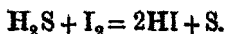
Its specific gravity (air = 1) has been found to be 4.3737, thus closely corresponding to its theoretic density, 63.765.

Hydriodic acid gas is easily decomposed by heat into iodine and hydrogen, as is seen by the violet colour which it exhibits when the gas is passed through a heated glass tube. A hot

¹ Faraday, *Phil. Trans.* 1845, i. 170.

metallic wire plunged into the gas also causes an immediate decomposition, violet fumes of iodine making their appearance.

74 The aqueous acid is obtained by passing the gas into water, by which it is absorbed quickly and in large quantities, yielding when kept cold by ice a solution which is twice as heavy as water, having a specific gravity, according to De Luynes, of 1.99. A simple mode of preparing a dilute aqueous solution of hydriodic acid consists in passing a current of sulphuretted hydrogen gas through water, in which finely-divided iodine is suspended, the reaction which occurs being as follows—



On standing, the clear liquid may be poured off from the precipitated sulphur and boiled to expel any trace of sulphuretted hydrogen. It is found that the strongest acid which can in this way be prepared has a specific gravity of 1.56. The reason that a more concentrated acid cannot thus be obtained is explained by the fact that in the formation of hydriodic acid according to the above equation, 12680 heat units are absorbed, and hence the decomposition could not take place at the ordinary temperature unless, as is the case, an amount of heat larger than the above is developed by the solution of the gas. As, however, the more concentrated the solution, the less is the amount of heat developed, it is clear that at a certain point, viz., when the quantities of absorbed and emitted heat balance each other, the reaction must come to an end.¹

On distillation, aqueous hydriodic acid behaves like aqueous hydrochloric and hydrobromic acids. Both strong and weak aqueous acid yielding on distillation in an atmosphere of hydrogen (to prevent oxidation and liberation of iodine) an acid of constant composition, boiling at 127° (under a pressure of 774 mm.), and containing 57.0 per cent. of hydriodic acid. If dry hydrogen be led through aqueous acids of varying strengths, each will attain the same constant composition at the same temperature, thus from 15° to 19° the constant acid contained 60.3 to 60.7 per cent. of HI. When the hydrogen was passed through the liquid at 100°, the per-centage of hydriodic acid in the constant acid was 58.2,² and hence it is seen that no definite hydrate of the acid is obtained by boiling, as was formerly supposed. Aqueous hydriodic acid also

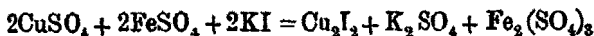
¹ Naumann, *Ber. Deutsch. Chem. Ges.* ii. 177.

² Roscoe, *Chem. Journ.* xii. 160.

rapidly undergoes oxidation with liberation of iodine when exposed to the air, the colourless solution becoming brown owing to the solubility of iodine in the acid.

75 The Iodides.—The metallic iodides possess great analogy with the corresponding chlorides and bromides; they are all solid bodies, less fusible and volatile than the corresponding chlorides and bromides. Silver iodide, AgI , mercurous iodide, Hg_2I_2 , and mercuric iodide, HgI_2 , are insoluble in water; lead iodide, PbI_2 , sparingly soluble; whilst the other metallic iodides dissolve readily in water. Most of the iodides are decomposed on heating, either the metal or an oxide being formed and iodine set free.

All the iodides, whether soluble or insoluble in water, are decomposed by chlorine and nitrous acid, the iodine being liberated. Some of the insoluble iodides possess a brilliant colour. Thus, on adding a solution of corrosive sublimate (mercuric chloride) to a soluble iodide, a salmon-coloured precipitate is thrown down, which rapidly changes to a brilliant scarlet one of mercuric iodide, HgI_2 , which is soluble in excess of either reagent; a soluble lead salt, such as the nitrate or acetate, produces a bright yellow precipitate of lead iodide, PbI_2 ; silver nitrate gives a light yellow precipitate of silver iodide, AgI , insoluble in nitric acid and ammonia. If a mixture of ferrous sulphate, FeSO_4 , and copper sulphate, CuSO_4 , be added to that of a soluble iodide, a light green precipitate of cuprous iodide Cu_2I_2 , is formed. This reaction depends upon the fact that ferrous sulphate is oxidised to ferric sulphate, $\text{Fe}_2(\text{SO}_4)_3$, whilst cuprous iodide is precipitated, thus:—



This reaction serves as a means of roughly separating iodine from a mixture containing chlorides and bromides.

The metallic iodides can be prepared by similar processes to those which yield the chlorides and bromides.

(1) By the direct action of iodine on the metal, as in the cases of the iodides of iron and mercury.

(2) By the action of iodine on certain of the metallic oxides, hydrates, or carbonates, as those of potassium, sodium, barium, calcium, and silver.

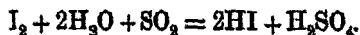
(3) By the action of hydriodic acid on certain metals, such as zinc, hydrogen being liberated.

(4) By the action of hydriodic acid on the metallic oxides, hydrates, or carbonates.

(5) By adding a soluble iodide, such as potassium iodide, to a solution of the salt of the metal, when the metallic iodide is thrown down in the form of a precipitate; this method, however, can only be used when the iodide required is insoluble.

76 Detection and Estimation of Iodine.—For the detection of iodine, the starch reaction, the violet-coloured vapours, and the above-mentioned coloured precipitates are sufficient.

To estimate iodine in the free state, a standard solution of sulphurous acid is employed, and the point ascertained at which sufficient of this solution has been added to reduce all the iodine to hydriodic acid, thus:—



For the quantitative determination of iodine in a soluble iodide and for the exact separation from chlorine or bromine, use may be made of the fact that the palladium nitrate, $Pd(NO_3)_2$, produces with solutions of an iodide, an insoluble precipitate of PdI_2 , which on ignition yields metallic palladium. Iodine when in the form of an alkaline iodide can be weighed also as iodide of silver, when neither chlorine or bromine are present; 100 parts of silver iodide contain 54.123 parts of iodine. In the case of the insoluble iodides, it is best either to transform them into soluble iodide of sodium by fusing them with carbonate of soda, or to digest them with zinc and dilute sulphuric acid, when hydriodic acid is liberated thus:—



If it is required to determine chlorine, bromine, and iodine, when mixed in solution together the following method may be employed:—

Field has shown¹ that chloride of silver is completely decomposed by digestion with bromide of potassium, the chlorine and bromine changing places; and that both bromide and chloride of silver are decomposed in like manner by iodide of potassium. Hence, if a solution containing chlorine, bromine, and iodine, be divided into 3 equal parts, each portion precipitated by nitrate of silver, the first precipitate dried and weighed,

¹ *Chem. Soc. Quart. Journ.* x. 234.

the second digested with bromide of potassium, then dried and weighed, and the third digested with iodide of potassium, then dried and weighed, the relative quantities of the three elements may be determined from the following equations :—

$$\begin{aligned}
 x + y + z &= w \\
 \frac{187.41}{143.03} x + y + z &= w' \\
 \frac{234.19}{143.03} x + \frac{234.19}{187.41} y + z &= w''
 \end{aligned}$$

where w , w' , w'' , are the weights of the three precipitates, and x , y , and z , the unknown quantities of chloride, bromide, and iodide of silver respectively.

IODINE AND CHLORINE.

77 Two compounds of these elements are known :—

- (1) Iodine monochloride, ICl ,
- (2) Iodine trichloride, ICl_3 .

They are both obtained by the direct union of chlorine and iodine, the higher chloride being formed when the former is in excess.

IODINE MONOCHLORIDE. $\text{ICl} = 161.9$.

Is prepared (1) by passing dry chlorine gas over dry iodine until the latter is completely liquefied; (2) or, according to Berzelius, by distilling 1 part of iodine with 4 parts of potassium chlorate; (3) or by boiling iodine with strong aqua regia; after dilution with water the liquid is shaken up with ether, in which the chloride of iodine dissolves and remains behind when the ether is evaporated.¹

The product thus obtained is a reddish brown oil, which, on standing, solidifies, forming long well-defined crystals, which melt at $24^{\circ}7$. It smells like a mixture of chlorine and iodine, bleaches indigo solution, but does not colour starch paste blue. The following analyses show the composition of this substance :—

¹ Bunsen, *Ann. Chem. Pharm.*, lxxiv. 1.

	Calculated.		Found.	
			Liquid. (Bunsen.)	Solid. (Schützenberger.)
Iodine	126.53	78.85	77.85	78.52
Chlorine	35.37	21.15	22.15	21.48
	<u>161.90</u>	<u>100.00</u>	<u>100.00</u>	<u>100.00</u>

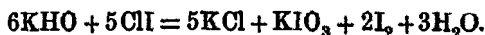
IODINE TRICHLORIDE. $\text{ICl}_3 = 232.64$.

Is obtained (1) by acting on iodine, gently heated with a large excess of chlorine; (2) by treating iodic acid HIO_3 , with hydrochloric acid; (3) by heating iodine pentoxide, I_2O_5 , with pentachloride of phosphorus, PCl_5 .

This compound forms long lemon-coloured crystals, and very readily undergoes dissociation. When heated in the air to 25° it decomposes, giving off chlorine gas, forming the monochloride; but when heated in an atmosphere of chlorine it does not decompose, except at a much higher temperature, which rises as the pressure of the chlorine is increased. Thus, under a pressure of one atmosphere of chlorine it decomposes at 67° into the monochloride and free chlorine, and these again unite on cooling to form a yellow sublimate of the trichloride.¹ The composition of the compound is seen from the following analysis:—

	Calculated.		Found.
Iodine . . .	126.53	54.39	54.34
Chlorine . . .	106.11	45.61	45.66
	<u>232.64</u>	<u>100.00</u>	<u>100.00</u>

Both these compounds dissolve in water, ether and alcohol apparently without decomposition. When either of them is acted upon by potash the decomposition is as follows:—



They are both very hygroscopic and give off irritating vapours.

IODINE AND BROMINE.

Iodine unites with bromine to form a solid, volatile, crystalline compound which is probably the monobromide, and also a dark liquid, possibly the tribromide. These bodies possess properties similar to those of the chlorides of iodine.

¹ Brecken, *Ber. Deutsch. Chem. Ges.* viii. 487.

FLUORINE. $F = 19.1$.

78 FLUORINE has up to the present time resisted the innumerable attempts which have been made to isolate it; it is, moreover, the only element which has not been combined with oxygen.

Fluorine occurs not uncommonly combined with calcium, forming the mineral fluor-spar, or calcium fluoride, CaF_2 , crystallizing in cubes and octahedrons, and found in Derbyshire, the Harz, Bohemia, and elsewhere. It is likewise contained in other minerals, such as in cryolite, a fluoride of aluminium and sodium ($3\text{NaF} + \text{AlF}_3$), found in Greenland; whilst in smaller quantities it occurs in fluor-apatite, yttrocerite, topaz, lepidolite, &c. Fluorine has been detected in minute traces in seawater and in the water of many mineral springs. Nor is its presence confined to the mineral kingdom, for it has been found in the enamel of the teeth as well as in the bones of mammalia, both fossil and recent, and it is said to have been detected in the blood, in the brain, and in milk.

The fact that glass can be etched when it is exposed to the fumes arising from fluor-spar heated with sulphuric acid, was known towards the latter part of the seventeenth century. Scheele first stated that fluor-spar was the calcium salt of a peculiar acid, which he obtained in an impure state by distilling a mixture of sulphuric acid and fluor-spar in a tin retort. Scheele also prepared the gaseous tetrafluoride of silicon, SiF_4 , by the action of the acid thus produced upon silica. It is, however, to the researches of Gay-Lussac, and Thénard,¹ that we are indebted for the first reliable information concerning hydrofluoric acid. The views then held concerning this compound were incorrect, inasmuch as it was supposed to contain oxygen, and termed fluoric acid, until Ampère in 1810, and subsequently Davy, showed that this acid is analogous to hydrochloric acid, and that fluor-spar, formerly termed fluete of lime, is, in fact, a compound analogous to calcium chloride, containing the metal calcium combined with an element similar to chlorine, termed fluorine (from *fluo*, I flow). Even up to recent years the nature and constitution of the fluorine compounds has been

¹ *Ann. Chim. Phys.* [1] lxi., 204.

discussed; and it is only, lately that Gore's researches taken together with the preparation of organic fluorides have definitely proved the true analogy of the hydrogen compounds of fluorine and chlorine.

In its power of combining with hydrogen and the metals, fluorine surpasses chlorine. Thus, when we attempt to liberate it from its compounds, it unites at once with platinum and silver to form the fluorides of their metals, whilst it decomposes water with formation of hydrofluoric acid. Especially remarkable, however, is its tendency to combine with silicon; it attacks glass instantly, replacing the oxygen in silica, SiO_2 , with formation of the volatile tetrafluoride of silicon SiF_4 . These properties serve to explain why fluorine has never been isolated, although many chemists have made the attempt. Thus Davy heated dry fluoride of silver with chlorine gas in a glass tube, when silver chloride was formed, but the liberated fluorine attacked the glass, liberating oxygen gas, and when the experiment was made in platinum vessels a fluoride of this metal was obtained. Knox tried similar decompositions in vessels made of fluor-spar, but the fluorides he employed were not dry, and yielded on decomposition, hydrofluoric acid, instead of fluorine. Kämmerer, acting at 80° with iodine on silver fluoride in a glass tube, states that a colourless gas is evolved, which he takes to be fluorine, whilst silver iodide is formed. Gore,¹ however, having most carefully investigated the whole subject, finds that perfectly dry silver fluoride is not decomposed under a red heat by either chlorine, bromine, or iodine, whilst if a high temperature is employed, a fluoride of the metal (platinum, gold, silver) is formed, and when tubes of graphite or charcoal are used a fluoride of carbon is obtained. Judging from the results of these interesting experiments, it appears improbable that, for the present at least, fluorine can be isolated.

¹ *Phil. Trans.*, 1870, p. 227.

FLUORINE AND HYDROGEN.

HYDROFLUORIC ACID. $\text{HF} = 20\cdot1$. Density = $10\cdot05$.

79 Anhydrous hydrofluoric acid, HF , is a volatile colourless liquid, best obtained, according to Fremy¹ and Gore,² by heating to redness in a platinum retort the double fluoride of hydrogen and potassium $\text{HF} \cdot \text{KF}$, which has been previously fused. A description of the process employed for preparing pure hydrofluoric acid may give an idea of the difficulty and danger of chemical investigations on fluorine and fluorides, as well as of the precautions which must be taken.

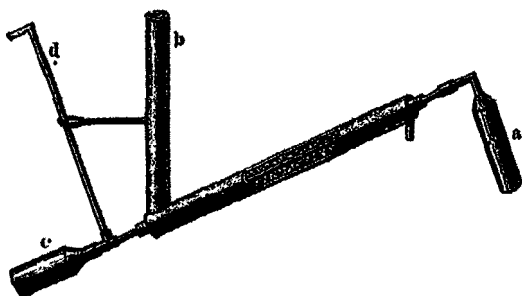
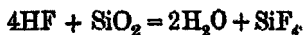


FIG. 42.

(1) For this purpose about 200 grammes of the fused salt was placed by Gore in a platinum bottle, or retort (*a* Fig. 42). No vessels of glass, porcelain, or other substance containing silica can be used in the preparation of this acid, as the silica is at once attacked by hydrofluoric acid unless it is absolutely anhydrous, a volatile tetrafluoride of silicon and water being formed, thus:—



The platinum bottle was then gently heated so as to fuse the salt, and thus completely drive off any traces of water. The long platinum tube was then connected by means of a lute of fused sulphur to the neck of the bottle, the condenser surrounding

¹ *Ann. Chim. Phys.* [3] xlvii. 5.

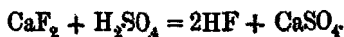
² *Phil. Trans.* 1869, 173.

this tube being filled with a freezing mixture poured through the open tube *b*, whilst the platinum bottle *c*, immersed in a freezing mixture, was employed to receive the distillate. This bottle was provided with an exit-tube of platinum upon the upper end of which a short angle tube *g* of platinum, turned downwards, was fixed to prevent attracted moisture from running down into the bottle. On gradually raising the temperature, the fused salt begins to decompose, hydrofluoric acid is given off as a gas, which condenses in the platinum tube and runs into the platinum bottle. Great care must be taken to have all the apparatus free from moisture, and the acid must be redistilled in order to remove traces of saline matter which are apt to be carried over.

The acid thus obtained is a highly dangerous substance, and requires the most extreme care in its manipulation, the inhalation of its vapour having produced fatal effects.¹ A drop on the skin gives rise to blisters and sores which only heal after a very long period. From its great volatility the anhydrous acid can only be safely preserved in platinum bottles having a flanged mouth, a platinum plate coated with paraffin being tightly secured to the flanged mouth by clamp screws. The acid must be kept in a cool place not above a temperature of 15°, otherwise it is very likely to burst the bottle, and a freezing mixture should always be at hand when experimenting with it (Gore).

Anhydrous hydrofluoric acid can also be obtained by acting on dry silver fluoride with hydrogen.

(2) If the hydrofluoric acid is not required to be perfectly anhydrous a much easier process than the foregoing can be adopted. This consists in the decomposition of fluor-spar by strong sulphuric acid, when hydrofluoric acid and calcium sulphate are formed, thus :—




For this preparation vessels of platinum, or, on the large scale, vessels of lead, can be employed. On heating the mixture, the nearly anhydrous acid which distils over can either be condensed by passing through a tube placed in a freezing mixture, or into a small quantity of water contained in a platinum dish if a dilute acid be needed. The dilute acid may be preserved in

¹ Professor Nicklés, of Nancy, died in 1869 from accidentally breathing the vapour of this acid whilst endeavouring to isolate fluorine.

gutta-percha bottles, but this substance is at once acted upon by the anhydrous acid.

One form of platinum apparatus used for preparing the gas is shown in Fig. 43. The U-tube is placed in a freezing mixture when the gas has to be condensed. If an aqueous solution of the acid is needed, the arrangement shown in Fig. 44 may be employed. It consists of a leaden retort, *a*, on to which a leaden head, *c*, can be cemented at *bb'*. The neck of the retort fits into a leaden receiver at *e*, in which is placed a platinum basin containing water. The acid vapours are absorbed by the water and thus a solution of the acid is obtained free from lead, which would not be the case if the water had been simply placed in the leaden vessel. The tube *g* serves to allow the escape of air and of excess of hydrofluoric acid gas.



FIGS. 43, 44.

So Properties.—The specific gravity of liquid anhydrous hydrofluoric acid at 15° is 0.9879 (Gore), or it is a little lighter than water. It boils at 19°.4, and does not solidify at -34°. If it is perfectly dry it does not act on glass; the slightest trace of moisture, however, renders it capable of doing so. The tension of its vapour at 15° is 390^{mm}. The acid scarcely acts upon the metalloids or on the noble metals, and the other metals do not decompose the acid below 20°. Potassium and sodium dissolve in it as in water with evolution of hydrogen and formation of a fluoride; it decomposes the carbonates with effervescence and with formation of fluorides. It conducts electricity rather better than pure water, and when it is submitted to electrolysis with platinum electrodes, hydrogen is evolved at one pole and a fluoride of platinum is formed at the other. Its general behaviour would lead us to place hydrofluoric acid between hydrochloric acid and water, though it is much more closely allied to the former than to the latter.

The composition by volume of the anhydrous acid was ascer-

tained by Gore by measuring the volume of hydrogen needed to combine with the fluorine contained in a given weight of silver fluoride. From this and other experiments he arrived at the conclusion that one volume of hydrogen necessarily yields two volumes of hydrofluoric acid gas, and that this contains for every one part by weight of hydrogen 19.1 parts by weight of fluorine. The density of gaseous anhydrous hydrofluoric acid is ten times that of hydrogen.

Hydrofluoric acid is very soluble in water, the specific gravity of the solution rising to 1.25. The concentrated aqueous acid becomes weaker on boiling until boiling at 120° it attains a constant composition of from 36 to 38 per cent. of the anhydrous acid, but it does not thus form a definite hydrate; when allowed to evaporate over caustic lime in the air, the aqueous acid attains a constant composition containing 32.6 per cent. of the anhydrous acid.¹

Qualitative Detection of Fluorine.—In order to test for the presence of hydrofluoric acid, its power of etching on glass is made use of. For this purpose a small flat piece of glass is covered with a thin and even film of melted bees'-wax, and after cooling, some lines or marks are made by removing the wax by a sharp but not a hard point. The dry substance to be tested is placed in a platinum crucible or small leaden cup, and covered with strong sulphuric acid, the crucible being gently warmed; after the lamp has been removed, the slip of covered glass is placed on the crucible and allowed to remain for ten minutes. The wax can then be re-melted and wiped off with blotting paper, when the etching, indicating the presence of fluorine, will be seen. In performing this experiment it is well to remember, on the one hand, that if the quantity of fluorine present be very small, the etching may not at once be visible, but may become so by breathing on the surface of the glass, whilst, on the other hand, if the point employed to remove the wax be a hard one, a mark or scratch may sometimes thus be seen on the glass when no fluorine is present.

The divisions on the sides of eudiometers and thermometers are etched by hydrofluoric acid, which is evolved from a mixture of fluor-spar and strong sulphuric acid in a long leaden trough, over which are placed the glass tubes covered with wax, and having the divisions marked upon them by scratching off the

¹ Roscoe, *Chem. Soc. Journ.*, xiii., 162.

wax. The etching is best effected in the cold, and with anhydrous hydrofluoric acid; the tube must in this case be exposed for some hours to the action of the gas, and the trough covered with several folds of thick paper.

81 Fluorides.—The compounds of fluorine with the metals are best formed by acting on the metal or on its oxide, hydrate, or carbonate, with hydrofluoric acid. The fluorides of the alkalis, of silver, as well as those of most heavy metals dissolve in water; those of the alkaline earths are insoluble; and those of the earths, with the exception of fluoride of yttrium, are soluble in water. Most of the fluorides unite with hydrofluoric acid to form crystalline compounds, which are termed the acid fluorides. They also have a remarkable facility of union among themselves, giving rise to double salts, which frequently are well crystallized. They are all decomposed by treatment with sulphuric acid, yielding hydrofluoric acid and a sulphate, whilst some, as the silver salt, even undergo the same decomposition in presence of hydrogen alone.

OXYGEN. O = 15.96, Density = 15.96.

82 Of the elements which occur on our planet oxygen is the most widely diffused, and is found in the largest quantity. The old crystalline rocks, which constitute the chief mass of the earth's crust, consist of silicates, or compounds of silicon and various metals with oxygen. These rocks contain from 44 to 48 per cent. of oxygen. Water likewise is a compound of oxygen and hydrogen, containing 88.87 per cent. of the former element. Oxygen exists in the free state in the atmosphere, which contains about 21 per cent. of its volume of this gas. Although the absolute amount of free oxygen contained in the air is very great, yet the proportion which the free oxygen bears to that in a state of combination is but very small.

It has already been mentioned, in the Historical Introduction, that the air was believed to be a simple or elementary substance until the investigations of Priestley, Rutherford, and Scheele showed distinctly that it is a mixture of two different gases, only one of which is capable of supporting combustion and respiration. This constituent of the atmosphere is oxygen, discovered on the 1st of August, 1774, by Priestley, who, by

heating "red precipitate" (mercuric oxide) by means of the sun's rays, decomposed it into oxygen and metallic mercury. The discovery of oxygen enabled Lavoisier to put forward the true theory of combustion, and to the body capable of supporting this combustion he gave the name "oxygène" (*ὀξύς* sour, and *γεννάω* I produce), from the fact that the products of combustion are frequently of an acid nature.

83 Preparation.—(1) The simplest method of preparing oxygen is to heat mercuric oxide, HgO , in a small retort of hard glass.


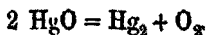


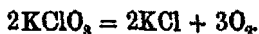
FIG. 45.

The oxide decomposes at a red-heat into metallic mercury and oxygen; 100 parts by weight yield 7.4 parts by weight of oxygen.



The apparatus in which this decomposition can be shown is seen in Fig. 45. Owing to the comparatively high price of oxide of mercury, this process is only used as a means of illustrating the decomposition.

(2) The best and most usual mode of preparing oxygen consists in heating potassium chlorate, commonly called chlorate of potash, KClO_3 . This salt loses the whole (39.14 per cent. of its weight) of its oxygen, leaving potassium chloride, thus:—



The preparation and collection of the gas, according to this method, may be carried on in the apparatus shown in Fig. 46.

The temperature has to be raised much above the melting point of the salt, to about 350° , before the evolution of the gas begins; and, after a certain time has elapsed, the fused mass becomes thick, owing to the formation of potassium perchlorate, KClO_4 , a part of the evolved oxygen having united with the chlorate, whilst potassium chloride, KCl , and oxygen are at the same time formed, thus:—



When more strongly heated, the perchlorate also decomposes into potassium chloride and oxygen.

(3) In order to obtain the evolution of oxygen at a lower temperature, a small quantity of manganese dioxide is generally mixed




FIG. 46.

with the powdered chlorate; the gas then comes off at 200°C . before the salt fuses, and thus the preparation of the gas is greatly facilitated. The manganese dioxide is found mixed with potassium chloride in the residue wholly unaltered.

84 In order to prepare oxygen on the large scale this mixture of potassium chlorate and manganese dioxide is heated in a thick copper vessel *a*, Fig. 47, provided with a wide tube connected with the wash-bottle *b*, containing caustic soda, for the purpose of absorbing traces of chlorine gas, which are generally evolved owing to the presence of dust and other organic matter in the mixture. It is difficult to give a satisfactory explanation of this peculiar action of the manganese dioxide. It may possibly be due to the fact that certain oxides, such as this one, are

capable of undergoing a higher degree of oxidation, but that these higher oxides part very readily with a portion of their oxygen, forming again the lower oxide. In this way such oxides would perform the part of carriers of oxygen, first taking it up and then setting it free. Platinum, in the finely-divided state known as platinum sponge, acts in the same way as manganese dioxide; and although it does not undergo any oxidation, it has the power of condensing oxygen in its pores, and its action may, therefore, be explained in a somewhat similar manner.

It not unfrequently happens that the commercial black oxide of manganese may be accidentally mixed or adulterated




FIG. 47.

with carbon (pounded coal), and this impure material, when mixed with chlorate of potash and heated, ignites, giving rise to even fatal explosions. Hence care should be taken to try any new or doubtful sample on a small scale beforehand by heating it with chlorate of potash in a test-tube.

The oxygen thus evolved will of course be liable to contain carbonic acid, and chlorine is likewise frequently present; hence if pure oxygen be needed, the gas as evolved must be well washed by passing through, or better, by allowing it to stand, after evolution, over a solution of caustic soda.

(4) Many other salts behave like potassium chlorate in yielding oxygen on heating: thus the hypochlorites, chlorites,

perchlorates, bromates and perbromates, as well as the iodates, periodates, nitrates, and nitrites; but these compounds are not usually employed for this purpose.

(5) Several oxides, such as manganese dioxide, MnO_2 , lead dioxide, PbO_2 , barium dioxide, BaO_2 , chromium trioxide, CrO_3 , lose a portion of their oxygen when strongly heated, and all these may, therefore, be used for preparing oxygen. In order to obtain oxygen by heating the first-named oxide, the substance is placed in a strong iron bottle which can be heated in a furnace to bright redness (Fig. 48). The pure manganese dioxide loses one-third (12.4 per cent.) of its oxygen, being converted into the brown oxide, Mn_2O_3 , thus:—


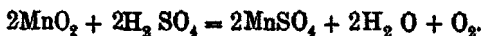


FIG. 48.

(6) By heating manganese dioxide in a glass flask with sulphuric acid one-half of its oxygen is given off, and manganous sulphate, $MnSO_4$, is formed.



(7) Chromium trioxide can also be employed for the preparation of oxygen, but it is not necessary to obtain this substance in the pure state, for if the bichromate of potash, $K_2Cr_2O_7$, be heated with sulphuric acid, chromium trioxide is formed, thus:—

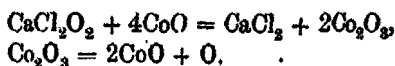


The chromium trioxide is then further decomposed by the action of sulphuric acid with the formation of chromium

sulphate, a decomposition which is rendered visible by the change of colour from the original red to a deep green, thus:—



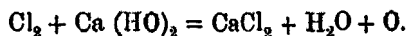
85 (8) Oxygen can be obtained by the decomposition of bleaching powder (Mitscherlich, 1843; Fleitmann, 1865). For this preparation a clear concentrated solution of bleaching powder—a substance containing calcium hypochlorite, CaCl_2O_2 —is placed in a flask, and a few drops of cobalt chloride added. Cobalt oxide is precipitated on heating the mixture to about 80° , and a rapid effervescence of oxygen occurs. The cobalt oxide, which is formed, is left unchanged after the operation, and may be employed again; it probably acts, like the manganese dioxide, by the formation of a higher oxide, which is again quickly reduced, the oxygen being liberated as a gas, thus:—



Instead of a clear solution, a thick paste of bleaching powder may be used, with the addition of a little cobalt salt and a small quantity of paraffin oil, to prevent the frothing which usually occurs. The best temperature for the evolution of gas is from $70^\circ - 80^\circ \text{C}$.

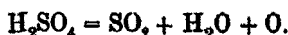


The same decomposition and the replacement of chlorine for oxygen may be shown in a striking manner by passing chlorine gas, generated in a flask from manganese dioxide and hydrochloric acid into a second flask, which contains boiling milk of lime, to which a little copper nitrate solution has been added. Oxygen gas is then liberated in the second flask, and may be collected as usual. The following equation explains the replacement, and we see that two volumes of chlorine yield their equivalent, or one volume of oxygen.



86 (9) In order to prepare oxygen cheaply on the large scale several other processes have been suggested. Amongst them the following appears to be the most useful:—

A thin stream of sulphuric acid flows into a retort filled with broken bricks and heated to redness; the acid splits up into sulphur dioxide, water, and oxygen, yielding 15·68 per cent. of its weight of the gas, or in practice 55 grams. of acid yield 6 litres of gas, thus:—



The resulting sulphur dioxide and water can be absorbed and condensed respectively by passing the gases through a tower filled with coke, down which water trickles, whilst the oxygen can be collected in a 'gas-holder'. The solution of sulphur dioxide may be returned to the vitriol chamber for the manufacture again of sulphuric acid. An apparatus for illustrating this decomposition on the small scale is described under Sulphuric Acid.

(10) When baryta, BaO , is gently heated to dark redness in the air, it takes up an additional atom of oxygen, forming the dioxide, BaO_2 , but at a bright-red heat this parts with the additional atom of oxygen with the reproduction of baryta. By thus alternately varying the temperature, first leading air over the baryta contained in a porcelain tube, and then placing the tube in connection with a gas-holder and raising the temperature, and again repeating the process, a regular production of gas can be obtained from a small quantity of baryta.¹

This simple method has not, unfortunately, come into general use, as the baryta loses its power of absorbing oxygen, chiefly owing to the fact that it combines with the silica of the tubes, and therefore requires frequent renewal.

(11) Potassium manganate, K_2MnO_4 , loses oxygen when heated in a current of steam, forming caustic potash and lower oxides of manganese, which when again heated absorb oxygen, the manganese being reproduced, so that the same portion may be used over and over again (Tessié du Motay).

87 Properties.—Oxygen is a colourless, invisible, tasteless, and inodorous gas, first liquefied by Cailletet and Pictet in December, 1877.² Oxygen gas is a little heavier than atmospheric air, having a specific gravity of 1·10563 (air = 1) or 15·96 when hydrogen is taken as the unit. The combining weight, according to the researches of Stas, is not 16, as is

¹ Boussingault, *Ann. Chim. Phys.* [3] xxxv.

² See Vol. II., part ii., page 517, &c.

usually assumed, but 15.96, and the litre of the gas at 0° and 760 mm. weighs 1.43028 grams (Regnault). Liquid oxygen has the same specific gravity as water (Pictet).

Oxygen dissolves appreciably in water; at 0° C. 1 volume of water absorbs 0.04114 volume of oxygen, measured under the normal temperature and pressure. When the temperature rises, the quantity of oxygen absorbed becomes less, according to a complicated law, which is expressed by the empirical formula:—

$$c = 0.04115 - 0.0010899t + 0.000022563t^2.$$

Certain metals also absorb oxygen when in the molten state, and give it off again on solidifying; thus, melted silver absorbs about ten times its bulk of oxygen, and this is emitted when the metal cools, giving rise to the peculiar phenomenon of the "spitting" of silver.

88 As oxygen is the constituent of the air which supports combustion, it naturally follows that bodies burn in oxygen with much greater brilliancy than they do in common air. A glowing chip of wood, or the red hot wick of a taper, ignites with a slight detonation when plunged into oxygen gas, and even metals such as iron, which oxidize only slowly in the air, burn brilliantly in oxygen. The following experiments serve to illustrate this property of oxygen:—

A bundle of thin iron wire, with the ends tipped with sulphur, burns when plunged into a jar of oxygen, forming the black oxide, Fe_3O_4 , which falls down in glowing drops. A piece of watch spring also burns easily with splendid scintillations if held in a flame obtained by blowing a jet of oxygen into the flame of a spirit lamp. Even a more striking mode of showing the combustion of iron is to place a heap of cast iron nails on a brick, and burn them by means of a blow-pipe fed with oxygen and coal-gas contained in separate gas-holders. Substances like sulphur and phosphorus, which take fire readily in the air, burn with much greater brilliancy in oxygen; combination takes place much more rapidly, and, therefore, the temperature reached is much higher in oxygen than in the air. The best method of exhibiting combustion in oxygen is to place the substance to be burnt in a metal cup, riveted on to an upright stem, carrying a round saucer containing water. As soon as the body has been ignited, a large glass globe filled with oxygen gas is placed over it, so that the cup occupies a central position in the lower half of the globe, and then

the combustion can proceed with great rapidity without fear of the globe being cracked by the heat evolved (Fig. 49). In this way sulphur burns with a bright violet flame, with formation of colourless sulphur dioxide gas, SO_2 ; whilst phosphorus, thus burnt, emits a brilliant white light, which vies with sunlight in intensity. In this case the white solid phosphorus pentoxide, P_2O_5 , is the product of the combustion.

§9 An act of chemical union accompanied by the evolution of light and heat, is termed a *combustion*, and hence oxygen is commonly termed a supporter of combustion, whilst those bodies which thus unite with oxygen are called combustible substances. A little consideration, however, shows that these




FIG. 49.

terms are only relatively correct, and an experiment makes this plain. One of the stoppered bell-jars (Figs. 50 and 51) is filled with oxygen gas, the other with hydrogen; two gas-holders, one containing hydrogen, the other oxygen, are provided with flexible gas delivery-tubes, at the end of which is fixed a perforated caoutchouc stopper carrying a metal tube with a nozzle. The hydrogen gas is allowed to escape through the nozzle, then ignited, and the flame of hydrogen plunged into the bell-jar filled with oxygen, the caoutchouc stopper fitting tightly into the tubulus. A flame of hydrogen burning in oxygen is then seen, the hydro-

gen being the burning body and the oxygen the supporter of combustion. A stream of oxygen gas is next allowed to issue from the nozzle of the second gas-holder, the stopper of the bell-jar filled with hydrogen, is then removed, and the jet of oxygen is plunged into the bell-jar, whilst the flame of a candle is brought at the same instant to the tubulus. On pressing the caoutchouc stopper into its place, a flame, not to be distinguished from that burning in the other bell-jar, is seen, in which oxygen is the burning body, and hydrogen is the supporter of combustion.

Most bodies do not combine with oxygen rapidly enough at the ordinary atmospheric temperatures to evolve light and heat, but require to be heated before combustion begins. Oxidation is, however, often slowly going on, as in the case of the




FIG. 50.

rusting of metals, the decay of wood and organic bodies. Thus, even at the ordinary atmospheric temperatures, we come to distinguish between *quick* and *slow* combustions, in which not only is the amount of heat and light evolved very different, but different chemical compounds are not uncommonly formed.

This slow or imperfect combustion frequently occurs in presence of certain finely divided metallic particles, probably owing to the

condensation of the gases on the surface or in the pores of the metal. Thus a small quantity of spongy platinum (obtained by heating the double chloride of platinum and ammonium) when held over a jet of coal gas or hydrogen, first becomes red hot, owing to the combustion of the gas occurring on its surface, and afterwards the temperature of the metal rises so high that the jet of gas is ignited. A similar case of slow combustion is seen if a coil of fine platinum wire be first heated in a flame and then hung whilst warm over the surface of some alcohol contained in a small beaker glass. The coil will soon begin to glow, and will remain red hot until all the alcohol is burnt, but no flame is seen. Alcohol has the formula C_2H_6O , and when it burns with a flame its constituents unite with oxygen to form water, H_2O , and carbon dioxide, CO_2 . When burnt slowly, a peculiar smelling




FIG. 51.

body termed aldehyde is formed, having the formula C_2H_4O ; hence only two of the hydrogen of alcohol are then withdrawn, water being formed, whilst the volatile aldehyde escapes, giving rise to a peculiar choking smell.

90 The effect of mechanical division on the combustibility of substances, especially of metals, is well known, and advantage is

taken of this in the preparation of the various *pyrophori*. If tartrate of lead be gently heated in a glass tube, the lead is left in a state of very fine mechanical division, and mixed with charcoal. After heating, the tube is hermetically sealed, and on cooling it may be opened and the contents shaken out into the air, when the finely divided metallic particles will at once take fire. In the same way, if the oxides of iron, cobalt, or nickel be reduced by hydrogen at a moderate temperature, the metal is formed in a pulverulent state, in which it takes fire spontaneously on exposure to the air. The explanation of this is, that by fine division, the ratio of the surface exposed, to the mass to be heated becomes so great that the heat generated by the oxidation of the surface is sufficient to bring the mass to incandescence.

The spontaneous ignition of a mass of inflammable materials like cotton or woollen rags, when mixed with a substance, such as oil, capable of rapidly absorbing oxygen, and thereby generating heat, is one of the most common sources of fire, both in manufactories and on board ship. Similar cases of spontaneous combustion occur in hay-ricks, in which the hay has been put up damp, for moisture greatly assists the process of slow combustion. Other examples of the same thing are seen in the fires which break out in ships carrying coal, or in heaps of coal or shale, and these are frequently due to the oxidation of the "coal brasses," or iron pyrites, FeS_2 , which the coal and shale generally contain, and which on exposure to air and moisture is rapidly oxidised to ferrous sulphate, FeSO_4 , thereby evolving heat enough to set the mass on fire. All the supposed cases of spontaneous combustion occurring in the human body have been clearly proved to be mistakes or deceptions, as may be seen by reading Chapter xxv. of Liebig's admirable *Letters on Chemistry*, in which this matter is fully discussed.

Temperature of Ignition.—In order that a body may take fire in air or in oxygen, a certain temperature must be reached: this point is termed the temperature of ignition. The temperature at which inflammation occurs varies widely with different substances; thus while the vapour of carbon disulphide is ignited by bringing in contact with it a glass rod heated only to 149° , a jet of coal gas cannot be lighted with a red-hot piece of iron; and, again, certain substances, such as the liquid phosphuretted hydrogen, or zinc ethyl, only require to be exposed to the air at the ordinary temperature in order to ignite,

whilst nitrogen can only be made to unite with oxygen by heating the mixture to the highest known temperature by means of the electric spark. According as the combustion is a slow or quick one, the temperature of ignition varies; thus phosphorus begins to enter into slow combustion in the air (phosphorescence) below 10° C.; but we must heat it up to 60° C., before it begins to burn brightly, or to enter into quick combustion.

91 *The Davy Lamp*.—A most striking example of the fact that a certain temperature must be reached before a mixture of inflammable gas can take fire, is seen in the safety lamp for coal mines, invented by Sir Humphry Davy.¹ The principle upon which this depends is well illustrated by holding a piece of wire gauze, containing about 700 meshes to the square inch, over a jet of gas (Fig. 52). If the gas is lit, it is possible to remove the gauze several inches above the jet, and yet the inflammable gas below does not take fire, the flame burning only above the gauze. The metallic wires in this case so quickly conduct away the heat that the temperature of the gas at the lower side of the gauze cannot rise to the point of ignition. In a similar way we may cool down a flame so much that it




FIG. 52.




FIG. 53.



FIG. 54.

goes out, by placing over it a small coil of cold copper wire, whereas it is impossible to extinguish the flame if the coil

¹ *Phil. Trans.* 1817, pp. 45-77.

non-inflammable gas, then exactly one-half of the carbon monoxide or hydrogen is burnt, whilst the other half has lost its power of combining. These observations show that the combustion of gases is effected in a manner quite different from that which is usually supposed. At the highest temperature brought about by the ignition, only a small definite fraction of the gas is burnt; at a lower temperature a larger simple fractional portion of the gas is oxidised, and the whole of the gas can only be burnt when the temperature of the burning gas sinks below this lower limit.

The fact that at high temperatures chemical union does not occur between substances (say oxygen and mercury) which can combine at a lower temperature is, of course, well known. This fact may assist in explaining the above phenomena, the combustion of a portion of the mixture causing such an elevation of temperature that the remainder cannot combine, owing to the temperature of decomposition having been reached. The new and remarkable result in the experiments just cited is the simple relation found to exist between the burnt and unburnt gas, and the sudden change to another simple relation which takes place when the temperature is altered.

93 *The Nature of Flame.*—It has already been stated that flame is gas raised by chemical action to incandescence. If flame passes instantaneously or very quickly, through a mass of gas, as in the case of a mixture of hydrogen and oxygen, or if a flame is quickly generated by the rapid combustion of a solid or liquid body, as in the case of ignition of gunpowder or gun-cotton, the sudden expansion which occurs gives rise to an explosion. If, however, the inflammable gases come into contact slowly and continuously, as in the case of a lighted candle, then a steady flame is produced. Davy was the first to investigate the nature of flame.¹ He pointed out that the flame of a candle consists of three distinct parts well shown in Fig. 55—(1) the dark central zone, or supply of unburnt gas, surrounding the wick; (2) the luminous zone, or area of incomplete combustion; (3) the non-luminous zone, or area of complete combustion. If one end of a bent glass tube be brought into the dark central zone, the unburnt gases will pass up the tube, and may be ignited at the other end where they escape into the air.

In order to show that an ordinary flame is hollow, the following experiments may be made:—(1) A few grains of

¹ *Phil. Trans.* 1817, pp. 45 and 77.

gunpowder are placed on a cork in the middle of a plate and some alcohol poured on to the plate; this may then be ignited, and the gunpowder will not fire until the alcohol is nearly burnt out. (2) The head of a common lucifer match may also be quickly thrust through a candle flame and held in the dark central zone without the phosphorus on the tip taking fire, whilst the wood will be charred, or may even begin to burn where it comes in contact with the outer and heated mantle.

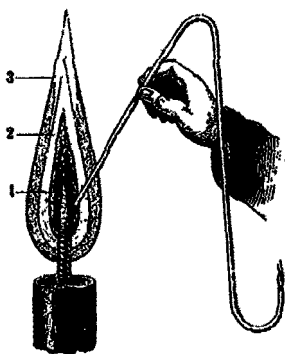


Fig 55.

(3) A thin piece of platinum wire held horizontally in a candle flame is seen to glow at two points where it comes in contact with the outer zones where the combustion is going on, whilst between them the wire remains cool.

94 *Luminosity of Flame.*—The luminosity of a flame is greater the higher the temperature; but this only holds good with the same kind of flame, and the luminosity depends essentially on the specific emissive power for light which the constituents of the flame possess. According to Kirchoff's law, the power of a glowing gas to emit light is proportional to its power of absorbing the same kind of light at the same temperature. Hence a flame which is transparent for every kind of light cannot emit light. Heated to the same temperature, solids and liquids give off more light than gases, and dense gases more than rare gases.

According to Davy, the luminosity of an ordinary flame of a lamp or candle depends upon the presence in that flame of very finely divided carbon, which is heated to whiteness by the oxidation of a portion of the combustible material. The

difference between the non-luminous flame of burning marsh gas, CH_4 , and the brightly luminous one of olefiant gas, C_2H_4 , is explained on Davy's theory by the fact that the latter gas contains twice as much carbon as the former, and that there is not a sufficient supply of oxygen in the flame to enable this larger quantity of carbon to burn at once, and this, therefore, separates out, and, when heated to whiteness, emits light of every degree of refrangibility. Numerous facts appear to favour this view. In the first place, we know that the light which glowing solids emit is more intense than that emitted by glowing gases at the same temperature. This is well seen by holding a coil of platinum wire in the non-luminous flame of hydrogen gas, when it becomes heated to whiteness. If we hold a sheet




FIG. 56.




FIG. 57.

of white paper a short time horizontally in the flame of a candle a black ring of soot is deposited. If air be let into the interior of a flame of coal-gas, that flame becomes non-luminous, and does not deposit any soot; this is clearly seen in the Bunsen gas-lamp, now universally employed in laboratories for heating purposes. In this lamp the coal-gas emerges from a central burner, (Fig. 57), and passing unburnt up the tube (*e, e*, Fig. 56), draws air with it through the holes (*c, d*), and the mixture of air and gas thus obtained can be lighted at the top of the tube, where it burns with a faint blue, perfectly smokeless flame. On closing the holes (*c, d*) the gas burns, unmixed with air, with the ordinary bright smoky flame. These facts are readily explained

by assuming that the oxygen thus brought into the interior of the flame enables the carbon to burn at once. Further observations have, however, shown that this explanation is at any rate incomplete, if not indeed incorrect; for, if instead of mixing air with the coal-gas, other indifferent gases, such as nitrogen, carbonic acid, or even hydrochloric acid gas, be employed for this purpose, the flame likewise becomes non-luminous (Knapp), whilst inflammable gases, such as hydrogen, carbonic oxide (Blochman), and even steam (Sandow), produce the same effect. If the gaseous mixture be first allowed to pass through a red-hot platinum tube, the flame again becomes luminous.¹

Although there is no doubt that the presence of a solid body may bring about the luminosity of a flame, we are certainly acquainted with cases of flames which emit an intense light, and yet do not contain any solid body. Thus, for instance, Frankland² found that oxygen and hydrogen gases which burn with a non-luminous flame under ordinary pressures give rise to a luminous flame when burning under a pressure of 20 atmospheres. On the other hand, the flame of a candle burning on the summit of Mont Blanc emits much less light than when burning at Chamounix, although the rate of combustion is the same in both cases. From these experiments Frankland concludes that dense gases and vapours become luminous at a much lower temperature than the same bodies when in a more rarefied condition. It appears, however, that the above results may be explained by supposing that the increase of luminosity is due to the increase of temperature of the flame brought about by the condensation of the gas rather than to the increase of the pressure itself. This appears to be borne out by the observation that it is extremely difficult to render a gas flame non-luminous by the addition of oxygen, this effect only being produced when such an excess of oxygen is present that the flame is cooled down (Wibel).

The vapour of carbon disulphide burning in nitric oxide gives rise to a flame which is one of the brightest we are acquainted with, and yet no solid substance is present, nor indeed is one formed by the combustion. In the same way, in the case of the intensely bright flames produced by the combustion of phosphorus and arsenic in oxygen, the products are gaseous at temperatures far below that of the combustion.

¹ Wibel, *Ber. Deutsch. Chem. Ges.* viii. 226.

² *Journ. Gas Lighting*, March, 1861; *Phil. Trans.* 1861, p. 629.

95 *Heat of Combustion.*— It has been shown by numerous experiments that when the same weight of the same substance burns to form the same products of combustion, a constant amount of heat is invariably evolved, whether the combustion takes place slowly or quickly.

Thus when two parts by weight of hydrogen combine with 15.96 parts by weight of oxygen to form 17.96 parts of water, the quantity of heat which is liberated is sufficient to heat 68,924 parts by weight of water from 0° to 1° at whatever rate the combustion occurs. Thus, too, 11.97 parts by weight of carbon unite with 31.92 parts of oxygen to form 43.89 parts of carbon dioxide, and in this act of union the quantity of heat emitted is sufficient to raise 96,960 parts of water from 0° to 1°. In like manner, the same amount of heat is always set free when the same weight of iron is oxidised, whether this takes place slowly by rusting in the air, or quickly by combustion in oxygen provided, of course, the same oxide be formed in both cases.

Since the time of Lavoisier many chemists have measured the amount of heat evolved when different elements combine together. These determinations are surrounded by numerous difficulties, and the most accurate measurements have been made by Favre and Silbermann,¹ Andrews,² and Julius Thomsen.³

¹ *Ann. Chim. Phys.* [3] xxxiv. 357, xxxvi. 5, xxxvii. 405.

² *Phil. Mag.* [3] xxxii. 321, 392, and 426.

³ *Ber. Deutsch. Chem. Ges.* vi. 1558.

The following table gives the heat of combustion of different elements and compounds in thermal units for one gram of substance burnt :—

COMBUSTIONS IN OXYGEN.

One gram of	Thermal Units.	Observer.
Charcoal	7273 . .	Lavoisier
"	7167 . .	Dulong
"	7912 . .	Depretz
"	7714 . .	Grassi
"	8080 . .	Favre and Silbermann
"	7900 . .	Andrews
Diamond	7770 . .	Favre and Silbermann
Natural Graphite	7811 . .	" "
Gas Carbon	8047 . .	" "
Hydrogen	34462 . .	" "
"	33808 . .	Andrews
"	34180 . .	Thomsen
Sulphur	2220 . .	Favre and Silbermann
"	2307 . .	Andrews
Phosphorus	5747 . .	"
Zinc	1301 . .	"
Iron	1576 . .	"
Tin	1238 . .	"
Copper	602 . .	"
Marsh Gas	13063 . .	Favre and Silbermann
"	13108 . .	Andrews
"	13120 . .	Thomsen
Olefiant Gas	11858 . .	Favre and Silbermann
"	11942 . .	Andrews
"	11957 . .	Thomsen
Carbon Monoxide	2431 . .	Andrews
"	2403 . .	Favre and Silbermann
"	2385 . .	Thomsen.

From the above numbers it is seen that the earlier observers found the heat of combustion of carbon to be lower than the later experimenters. This is owing to the fact, which at first was overlooked, that a certain quantity of carbon is incompletely burnt, carbon monoxide, instead of carbon dioxide, being formed and, therefore, only a portion of the total heat being obtained. If, however, we can ascertain how much of the carbon is burnt

completely to carbon dioxide, and how much burnt incompletely to carbon monoxide, it is possible to calculate the exact heat of combustion of carbon.

An example will render this plain. In a determination by Favre and Silbermann of the heat of combustion of wood charcoal, the weight of charcoal burnt was 2.46082 gm.; the rise of temperature caused by the combustion as indicated by the thermometer was $8^{\circ}.74$ (the smallest difference of temperature which could be read off on their thermometers being $0^{\circ}.0012$ C.).

The weight of water in the calorimeter was . . .	2012.000 grms.
The weight of the copper vessel was 684.603 grms. This, multiplied by the specific heat of copper, 0.09515, gives the thermal equivalent in water	65.140 „
The thermal equivalent in water, of thermometers, platinum foil, &c., used in the experiments, amounted to	2.270 „
	<hr/>
Giving the total mass of water to be heated . . .	2079.410 „
	<hr/>

Hence $8.74 \times 2079.41 = 18174.9$ is the total number of thermal units of heat evolved. But experiment showed that 0.7178 grms. of carbon oxide gas had been produced by the combustion; this, if it had burnt to carbon dioxide, would have evolved $0.7178 \times 2402.7 = 1724.7$ thermal units; and hence this amount must be added to the experimental number in order to obtain the true calorific power or heat of combustion of the charcoal.

$18174.9 + 1724.7 = 19899.6$. Dividing by the weight of charcoal taken, we obtain from this experiment $\frac{19899.6}{2.46082} = 8066.7$ as the calorific power of charcoal.

On inspecting the above table, it is further seen, that the heat of combustion of different substances is very different. If, however, instead of calculating the quantity of heat given off by one gram of each substance, we calculate the amount given off when each of these substances combines with one gram of oxygen, we find that the numbers thus obtained are not very different from one another. Indeed it was formerly believed that all bodies when they unite with one and the same

weight of oxygen evolve the same amount of heat, and this law, which is only approximately true for analogous substances, is known as Welter's law.

The amount of heat evolved when different elementary bodies combine with the elements of the chlorine group has also been ascertained. The following table contains some of the results:—

COMBUSTIONS IN CHLORINE.

One gram of	Thermal Units.	Compound formed.	Observer.
Hydrogen	23,783 . .	HCl . .	Favre and Silbermann.
"	22,000 . .	HCl . .	Thomsen.
Potassium	2,655 . .	KCl . .	Andrews.
Zinc	1,529 . .	ZnCl ₂ . .	"
Iron	1,745 . .	Fe ₂ Cl ₆ . .	"
Tin	1,079 . .	SnCl ₄ . .	"
Antimony	707 . .	SbCl ₃ . .	"
Arsenic	994 . .	AsCl ₃ . .	"
Copper	961 . .	CuCl ₂ . .	"

COMBUSTIONS IN BROMINE.

Hydrogen	8,440 . .	HBr . .	Thomsen.
Zinc	1,269 . .	ZnBr ₂ . .	Andrews.
Iron	1,277 . .	Fe ₂ Br ₆ . .	"

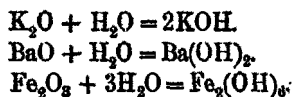
COMBUSTION IN IODINE.

Zinc	819 . .	ZnI ₂ . .	Andrews.
--------------	---------	----------------------	----------

THE OXIDES.

96 All the elements with the single exception of fluorine are found to unite with oxygen to form an important class of compounds termed *oxides*, possessing very various properties according to the nature of the combining element and the quantity of oxygen with which it unites. In many instances one metal is found to combine with oxygen in several proportions, giving rise to distinct oxides. Oxides may be divided into three classes, distinguished as *Basic oxides*, *Peroxides*, and *Acid-forming oxides*.

(1.) *The basic oxides*, such as K_2O , potassium oxide; BaO , barium oxide; Fe_2O_3 , ferric oxide, form in combination with water a class of compounds termed *Hydroxides* or *hydrated oxides*, such as caustic potash, KOH ; barium hydroxide or caustic baryta, $Ba(OH)_2$; ferric hydroxide, $Fe_2(OH)_6$; thus:



The characteristic property of these oxides as well as of the corresponding hydroxides is their power of neutralizing acids and forming compounds which are termed salts.

(2.) *The peroxides* contain more oxygen than the basic oxides. A portion of it is loosely combined and is given off on heating; thus $3MnO_2 = Mn_3O_4 + O_2$; and although they can form hydroxides, these peroxides have not the power of neutralizing acids and forming salts. The following is a list of some of the more important *peroxides*. Barium dioxide BaO_2 ; potassium tetroxide K_2O_4 ; manganese dioxide MnO_2 ; lead dioxide PbO_2 .

(3.) *The acid-forming oxides* also combine with water to form hydroxides which are termed *acids*; thus—

Sulphur trioxide SO_3 yields Sulphuric acid H_2SO_4 .
 Nitrogen pentoxide N_2O_5 yields Nitric acid HNO_3 .
 Phosphorus pentoxide P_2O_5 yields Phosphoric acid H_3PO_4 .

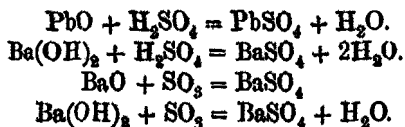
Acids possess a sour taste, turn blue litmus red, and neutralize the basic oxides, which when they are soluble, have the opposite property, and turn red litmus blue.

Salts may be considered to be acids in which the hydrogen is replaced by a metal. They are obtained by a variety of reactions, of which the following are the most important.

(1) When certain metals are brought in contact with an acid; thus:—



(2) When a basic oxide or a hydroxide acts upon an acid or an acid-forming oxide, thus:—



The division into these three classes of oxides cannot, however, be strictly carried out. Thus whilst the position of the extreme members of each series, such as the strong bases or alkalis on the one hand, and the acids on the other, can be sharply defined, it is often difficult to classify the middle terms such as alumina, Al_2O_3 , manganese dioxide, MnO_2 , and tin oxide, SnO_2 , which act sometimes as weak bases and at other times as weak acids.

OZONE OR ACTIVE OXYGEN. $\text{O}_3 = 47.88$. Density = 23.94.

97 So long ago as 1785, Van Marum observed that oxygen gas through which an electric spark had been passed possesses a peculiar smell, and at once tarnishes a bright surface of mercury; but it was not until the year 1840 that the attention of chemists was recalled to this fact by Schönbein.¹ This chemist showed that the peculiar strongly-smelling substance, to which he gave the name of ozone, from *ὄζω*, I smell, is capable of liberating iodine from potassium iodide, and of effecting many other oxidising actions. Schönbein moreover showed that ozone is produced in other ways.

(1.) It is evolved at the positive pole in the electrolysis of acidulated water.

¹ *Pogg. Ann.* iv. 616.

(2.) It is obtained by the slow oxidation of phosphorus in the air.

(3.) It is formed by the discharge from an electrical machine through air or through oxygen gas.

For many years much doubt existed respecting the exact chemical nature of this oxidising principle. Williamson and Baumert came independently to the conclusion that ozone is an oxide of hydrogen having the formula $H_2 O_3$; while Marignac and De la Rive, as well as Frémy and Becquerel found that ozone is formed when electric sparks are passed through perfectly dry oxygen gas. The explanation of these contradictory results lies in the fact that it was found impossible to obtain ozone




FIG. 58.

except in very small quantities, and that an exact investigation of its composition is rendered still more difficult by its extremely energetic properties. Further researches, conducted with the greatest care, have, however, shown that ozone is nothing more than condensed oxygen, and the steps by which this conclusion has been arrived at constitute an admirable example of the successful resolution, by the convergence of many independent investigations, of an apparently insoluble problem.

To Andrews¹ belongs the credit of having first proved that ozone, from whatever source derived, is one and the same body,

¹ *Phil. Trans.* 1856, p. 13.

having identical properties, and the same constitution, and also that it is not a compound of two or more elements, but oxygen in an altered and allotropic condition.

If a series of electric discharges be sent through a tube containing pure and dry oxygen, only a small portion of the gas is converted into ozone; but if the ozone is absorbed as soon as it is formed, by a solution of iodide of potassium, for example, the whole of the oxygen can be gradually converted into ozone. In order to obtain the maximum production of ozone, pure oxygen gas is allowed to pass through an apparatus (Fig. 58), which consists essentially of an iron tube (BB) turned very truly on its outside, through which a current of cold water can be passed by means of the tubes (CC). Outside this metal cylinder is one of glass (AA) very slightly larger than the iron one. By means of the tubes (DD) air or oxygen can be passed through the annular space between the two cylinders. Part of the outer cylinder at (G) is covered with tinfoil. The outer tinfoil coating and the inner metal cylinder are connected with the poles of an induction coil at E and F. By this means the oxygen is subjected to a series of silent discharges, by which it is converted partially into ozone. The action of this stream of ozonised oxygen upon a sheet of paper covered with a solution of iodide of potassium and starch, is strikingly shown when the paper is held in front of the current of issuing gas. The white surface becomes instantly of a deep blue colour.

98 That this ozonization is accompanied by a change of bulk, was shown by Andrews and Tait.¹ These chemists filled a glass tube (Fig. 59) with dry oxygen, one end was then sealed off, whilst the other ended in a capillary tube, bent in form of a syphon, and containing a liquid, such as strong sulphuric acid, upon which ozone does not act. On passing through the gas a silent discharge, obtained by attaching one platinum wire to one pole of a Ruhmkorff's coil, or to the conductor of a frictional electrical machine, a gradual diminution of volume occurred, but this never reached more than $\frac{1}{2}$ th of the whole. After the ozonized gas was heated to about 300° C. it was found to have returned to its original bulk, and had lost all its active properties.

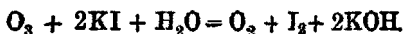
This decomposition of ozone into oxygen can be readily shown by allowing the stream of ozonized oxygen to pass through a

¹ *Phil. Trans.* 1860, p. 118.

tube heated by the flame of a Bunsen-lamp. Every trace of heightened oxidizing action will have disappeared and the blue iodide of starch will not be formed; whilst on removing the hot tube an immediate liberation of iodine is observed, if the prepared paper is again brought into contact with the issuing gas.

In order to gain a knowledge of the composition of ozone, Andrews introduced into his ozone tube a sealed glass bulb containing substances able to destroy the ozone, such as iodide of potassium solution, or metallic mercury. After transforming into ozone as much as possible of the oxygen contained in this tube, the bulb filled with the iodide of potassium solution was broken and the iodine liberated by the ozone. On observing the column of sulphuric acid in the syphon tube, it was found to have remained unaltered after the ozone had been absorbed, showing that the absorption of the ozone had not been attended with any alteration in the volume of the oxygen, whilst on afterwards heating up to 300°C . no further increase in the volume occurred, proving that all the ozone had been decomposed.

These facts are explained by the supposition that, in the formation of ozone, three volumes of oxygen condense to form two volumes of ozone, which, when heated, increase in bulk again to form the original three volumes of oxygen, whilst, when acted upon by potassium iodide, one third of the ozone is spent in liberating the iodine, and the other two-thirds go to form ordinary oxygen, thus:—



This supposition has been proved to be correct by Soret, as follows: Many essential oils, such as turpentine and oil of thyme had been observed by Schönbein to possess the property of absorbing

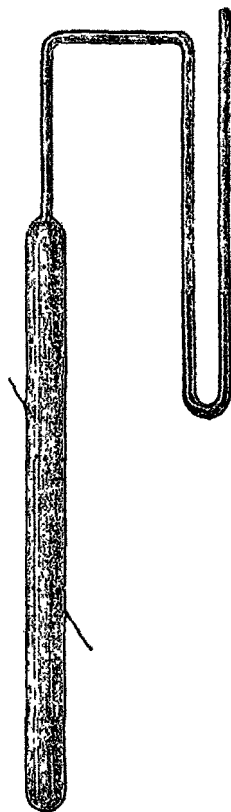


FIG 59.

ozone without decomposing it, and Soret¹ showed that the *diminution* in volume which takes place on the absorption of the ozone by these oils is exactly twice as great as the *increase* of volume observed when ozone is decomposed by heat. A series of three experiments proved that for every 19.3 cbc. of ozone absorbed by the oil, 9.47 cbc., instead of the exact number 9.65 cbc., of common oxygen was formed on heating. Hence ozone possesses the molecular formula O_3 , three volumes of common oxygen having been condensed to two volumes by the formation of ozone.

Soret obtained a confirmation of his results from a totally different point of view.² If the density of ozone is one-and-a-half times as great as that of common oxygen, the rate of diffusion (par. 25) will be inversely as the square roots of these numbers; if, therefore, we know the rate at which ozone diffuses, compared with the rate of diffusion of another gas whose density is also known, we can draw conclusions respecting the density of ozone. The gas chosen for experiment was chlorine, and it was found by experiment that 227 volumes of chlorine diffused in the same time as 271 volumes of ozone, or for one volume of ozone there diffused 0.8376 volumes of chlorine, whereas according to the law of inverse square roots of the densities, this must have been 0.8212 for

$$\sqrt{35.37} : \sqrt{23.94} :: 1 : 0.8212.$$

Brodie,³ arrived, by a long series of most exact determinations at the same result, inasmuch as he not only obtained the ratio of 1 to 2 between the volume of the oxygen used in liberating iodine from potassium iodide and that of the ozone absorbed by turpentine, but showed that the same ratio exists between this unit and the volume of oxygen liberated by treatment of the ozone with binoxide of sodium and hydriodic acid.

These experiments prove conclusively that dry oxygen is converted by the action of the silent electric discharge into an allotropic modification. But they do not decide the question whether the strongly-smelling body obtained in the electrolysis of water has an analogous constitution, or whether it may not be an oxide of hydrogen. Andrews, however, proved that if such electrolytic oxygen is perfectly dried, it does not lose its powerful smell, and

¹ *Ann. Chim. Phys.* [4], viii. 113; *Phil. Mag.* [4] xxxi. 82, and xxxiv. 26.

² *Ann. Chim. Phys.* [4] xiii. 257.

³ *Phil. Trans.* 1872, Part ii. 435.

that if the dried gas be then passed through a hot glass tube, the smell, as well as the oxidizing power, altogether disappeared without the smallest trace of moisture being formed, and this must have been deposited if the electrolytic oxygen had contained an oxide of hydrogen.

99 Atmospheric Ozone.—The difficult question as to whether ozone exists in the atmosphere may now be regarded as settled in the affirmative, although it is present in such extremely small quantities that our knowledge on the amount and on the variation of atmospheric ozone is far from satisfactory. The higher oxides of nitrogen, amongst other substances, possess the same power as ozone of liberating iodine from potassium iodide, and these oxides are certainly formed in the atmosphere by electrical discharges, so that if the ozone be measured, as is usually the case, by the amount of iodine liberated by the variation in tint of the so-called ozone papers, we measure, along with the ozone, the higher oxides of nitrogen.

The experiments of Andrews¹ have, however, decisively proved that an oxidizing substance occurs in the atmosphere which agrees in all its properties with ozone. Thus when air at the ordinary temperature was passed over ozone test-papers contained in a glass tube, an indication of ozone was seen in two or three minutes. When the air before passing over the test-paper was heated to 260° C. not the slightest action occurred on the test-paper, however long the current was allowed to pass. Similar experiments made with an artificial atmosphere of ozone, that is, with the air of a large chamber containing a little electrolytic ozone, gave precisely the same results. On the other hand, when air mixed with very small quantities of chlorine or the higher oxides of nitrogen was drawn over the papers, they were generally affected whether the air had been previously heated or not. Houzeau has shown that a neutral solution of iodide of potassium on exposure to air becomes alkaline with the liberation of iodine, an effect which would not be produced by the oxides of nitrogen and which can only be due to the presence of ozone in the air.

The very small quantity of ozone contained in the air renders it a matter of difficulty to determine its amount. Zenger passed 100 litres of air through a dilute solution of hydriodic acid and obtained iodine liberated, which corresponded to 0·001 or 0·002 milligram of ozone; and even here it is doubtful how far the iodine was

¹ *Proc. Roy. Soc.* xvi. 63.

really liberated by ozone. Certain observers¹ state that the proportion of ozone in the air stands in a direct relation to the amount of atmospheric electricity present, whilst others² conclude from their observations that under the normal atmospheric conditions the amount of ozone in the air is absolutely constant.

The usual method of estimating the amount of ozone present in the air is a very rough one. It consists in exposing to the air papers which have been impregnated with a solution of starch and iodide of potassium, for a given time (and best in the dark) and noting the tint which they assume compared with certain standard tints. The papers prepared according to the directions of Dr. Moffat are those on which most reliance is placed. It has indeed been proposed by Böttger to use papers impregnated with thallic oxide as a test for ozone, as this substance is not changed in tint by the nitrogen oxides, but this suggestion has not been generally adopted, and doubt has been thrown by Lamy on the use of this re-agent, as anything more than a qualitative test of the presence of ozone.

It is scarcely necessary to remark that in thickly-inhabited districts, especially in towns where much coal is burnt, ozone is almost always absent, as it is reduced to ordinary oxygen by the organic emanations as well as by the sulphurous acid constantly present in such air.

In the air of the country, and especially in sea air, the presence of ozone can almost always be recognized, often indeed by its peculiar smell. Respecting the variations in the amount of atmospheric ozone in different localities or in different seasons we possess at present no reliable information.

The probable cause of the formation of ozone in the air has recently been pointed out by Gorup v. Besanez,³ inasmuch as he has shown that ozone is invariably formed when water evaporates, and it is to this source, rather than to electrical discharges, that the production of ozone must be traced. The production of ozone by the slow oxidation of phosphorus has already been mentioned. Several other substances on oxidation also give rise to a formation of ozone; thus turpentine and several other essential oils when acted upon by atmospheric oxygen transform a portion of it into ozone. This may be seen by shaking turpentine in a flask containing air or oxygen when the liquid will

¹ Neumann, *Pogg. Ann.* cii. 614, and Poëy, *Comptes Rendus*, lxx. 708.

² Smyth, *Proc. Meteorol. Soc.* June 18, 1869.

³ *Ann. Chem. Pharm.* cxli. 232.

exhibit the properties of ozone. Another method by which the active variety of oxygen may be obtained is by acting with strong sulphuric acid upon dry barium dioxide, when oxygen is given off which is found to contain considerable quantities of ozone.

100 Properties.—Ozone prepared by any of these plans is a colourless gas possessing a peculiar odour, somewhat resembling that of very diluted chlorine. Ozone, when dry, may be preserved in sealed glass tubes at the ordinary atmospheric temperature for a very long time, but it changes gradually into common oxygen. Not only is ozone destroyed by heat (at 237° the change is instantaneous), and by contact with certain metallic oxides, such as oxide of silver, and manganese dioxide, but also when agitated strongly with glass in fine fragments (Andrews). It is one of the most powerful oxidizing agents known, it attacks and at once destroys organic substances such as caoutchouc, paper, &c. One of the most characteristic actions of ozone is its effect on mercury. The metal at once loses its mobility and adheres to the surface of the glass in a thin mirror, and so delicate is this reaction, that a single bubble of oxygen containing $\frac{1}{50}$ th of its bulk of ozone will alter the physical characters of several pounds of mercury, taking away its lustre and the convexity of its surface. In its oxidising action the volume of ozone does not undergo any alteration, two volumes of ozone, O_3 , yielding two volumes of ordinary oxygen, and one atom of oxygen being employed for the oxidation. Some non-metals as well as most metals are at once oxidized in presence of moist ozone: phosphorus to phosphoric acid, sulphides to sulphates, ferrocyanides to ferricyanides, whilst blood is completely decolorized, the albumen being entirely, and the other organic matters being nearly, all destroyed. Ozone has, however, according to the recent experiments of Carius,¹ not the power it was formerly supposed to possess, of oxidizing nitrogen to nitric acid in presence of water.

Ozone has been condensed. It forms an indigo-coloured liquid (Hautefeuille and Chappuis). Ozone is somewhat soluble in water, imparting to water its peculiar odour as well as its oxidising powers. According to Carius, 1,000 volumes of water dissolve 4.5 volumes of ozone, and it is much more soluble in certain ethereal oils.

On account of its oxidising properties ozone has been used to bleach engravings discoloured by age. For this purpose they are

¹ Liebig, *Ann.* clxxix. p. 1.

rolled into the neck of a large balloon in which some water is placed, and a piece of phosphorus hung up. Ozone prepared by the electric discharge has also been employed to oxidize alcohol C_2H_6O to aldehyde C_2H_4O , a body now largely employed in the manufacture of one of the most favourite of modern dyes, the well-known aniline green.

Schönbein, and certain other chemists, believed that another modification of oxygen besides ozone exists, to which they gave the name of *ant-ozone*; the chief peculiarity of this body being its power of combining with ozone to form ordinary oxygen. Further experiments have, however, proved that ant-ozone is nothing more than hydrogen dioxide.¹

HYDROGEN AND OXYGEN.

THESE elements form two compounds,

- (1) HYDROGEN MONOXIDE or WATER H_2O , and
- (2) HYDROGEN DIOXIDE H_2O_2 .

WATER. $H_2O = 17.96$. Vapour Density = 8.98.

101 The question of the discovery of the composition of water, a substance which up to the end of the last century was considered to be a simple body, has been fully discussed in the historical introduction. We there learned that Cavendish first ascertained that by the combustion of two volumes of hydrogen and one volume of oxygen, pure water and nothing else, is produced. Warped, however, as his mind was with the phlogistic theory, he did not fully understand these results, and the true explanation of the composition of water was first given by Lavoisier in 1783, when the French chemist repeated and confirmed the experiments of Cavendish. The apparatus, of much historical interest, used by him for proving that hydrogen gas is really contained in water, is seen in facsimile in Fig. 60. The water contained in the vessel *a* was allowed to drop slowly into the tube *e d*, from which it flowed into the gunbarrel *d f*, heated to redness in the furnace. Here part of the water is decomposed, the oxygen entering into combination with the metallic iron, whilst the hydrogen and some undecomposed

¹ See Brodie, *Phil. Trans.* 1862, p. 337.

steam passed through the worm *s*, where the steam was condensed and the hydrogen was collected and measured in the glass bell jar *m*. The result of these experiments was found to be that 13.13 parts by weight of hydrogen united to 86.87 parts by weight of oxygen, or 12 volumes of oxygen with 22.9 volumes of hydrogen.¹

Cavendish, by exploding air with hydrogen by means of the electric spark had, on the other hand, come to the conclusion that the relation by volume of the two gases combining to form water was 1 of oxygen to 2 of hydrogen, and this was




FIG. 60.

confirmed in 1805 by the more exact experiments of Gay-Lussac and Humboldt.²

The formation of water by the combustion of hydrogen in the air can be readily observed by means of the arrangement shown in Fig. 61. The hydrogen is dried by passing through the horizontal tube filled with pieces of chloride of calcium, then ignited at the end of the tube, and the flame allowed to burn under the bell-jar. By degrees drops of water form, these collect on the sides of the glass, and drop down into the small basin placed beneath

¹ Memoire par MM. Meusnier et Lavoisier. *Mem. de l'Acad. de Sciences*, année 1781, p. 269, lu le 21 Avril, 1784.

² *Journ. de Phys.* ix. 129.

Another apparatus for exhibiting the same fact is seen in Fig. 62. It consists of a glass gasholder filled with hydrogen, which is dried by passing through the chloride of calcium tube (b), and then burns under the glass funnel (e). The water formed collects in the tube (e), an aspirator (f) drawing the steam formed by the combustion through the tube (d).

102 *Eudiometric Synthesis of Water.*—The method which Cavendish employed for the purpose of ascertaining the composition of water is still employed, although the modern processes are much superior in accuracy to the older ones. It consists in bringing known volumes of the constituent gases successively into a eudiometer and allowing these gases to combine under the influence




FIG. 61.

of the electric spark, carefully observing the consequent change of volume. The eudiometer employed is a strong glass tube (c), Fig. 63, one metre in length and 0.025 m. in breadth, closed at the top and open at the bottom, having platinum wires sealed through the glass near the closed end. The tube is accurately divided into divisions of length by etching a millimetre scale on the glass, and the capacity of each division of length on the scale is ascertained by a process of calibration, consisting in pouring successively exactly the same volume of mercury into the tube, until the whole is filled with the metal, the height to which each volume of mercury reaches being carefully read off on the millimetre scale etched on the glass.

The eudiometer containing at the top one drop of water to

render the gases moist, is first completely filled with mercury and inverted in the pneumatic trough (*a*) containing the same metal. Then a certain volume of perfectly pure oxygen gas, prepared from pure potassium chlorate, is introduced, the volume is read off, and the necessary reductions for temperature and pressure are made. For this purpose a thermometer (*b*) is hung up near the eudiometer, and the temperature as well as the level of the meniscus of mercury in the tube read off by means of a telescope placed in a horizontal position at such a distance that the




FIG. 62.

radiation from the observer does not produce any sensible effect on the reading. The pressure to which the gas is subjected is then ascertained by reading off the height of the barometer (*a*), also placed near the eudiometer, and subtracting from this the height of the column of mercury in the eudiometer above the level of the mercury in the trough; this height being obtained by reading the millimetre divisions at the upper and lower levels of the mercury. The temperature of the mercurial columns in the barometer and eudiometer must also be observed, so that correction may be made for the expansion of the mercurial column the height of which must be reduced to that of a column at 0° C.

The gas has, however, been measured in the moist state ; in order to find the volume which it would have occupied if it had been dry, it is only necessary to add to the total pressure the tension of the vapour of water at the particular temperature which the gas possesses and which is found in a table of tensions. We have now ;—




FIG. 63.

- (1) The observed volume of oxygen taken from the reading of the upper level of mercury and from the calibration-table of the eudiometer.
- (2) The temperature of the gas.
- (3) The pressure to which the gas would have been subject, if it had been dry.

From these data it is easy to obtain the volume of the gas at the normal temperature (0°) and under the normal pressure (either 1 m. or 760 mm. of mercury at 0°). The second part of the process consists in adding a volume of pure hydrogen, care being taken not to allow any bubbles of gas to remain attached to the sides of the tube. And the volume of hydrogen added must be such that the inflammable mixture of two volumes of hydrogen and one volume of oxygen shall make up not more than from 30 to 40 per cent. by volume of the whole gas, otherwise the mercury is apt to be oxidized by the high temperature of the explosion. Thus supposing we had five volumes of oxygen, we must add ten volumes of hydrogen to combine with this, and $\frac{65 \times 15}{35} = 28$ volumes for the purpose of dilution.

As soon as the temperature equilibrium has been established, the volume of the mixed gases contained in the eudiometer is again read off with the same precautions, and the temperature and pressure again ascertained as before. This having been accomplished, the open end of the eudiometer is firmly pressed down below the mercury in the trough upon a plate of caoutchouc, previously moistened with corrosive sublimate solution, and held firmly in this position by a stout clamp. By means of an induction coil an electric spark is then passed from one platinum-wire through the gas to the other wire; the mixed gases are thereby ignited, and a flame is seen to pass down the tube. On allowing the mercury from the trough again to enter freely at the bottom of the tube a considerable diminution of bulk is observed. The eudiometer is then allowed to remain untouched until the temperature of the gas has again attained that of the surrounding air, and the volume, pressure, tension, and temperature are ascertained as before. The volume which has disappeared does not, however, exactly correspond to the true volume of gases which have united, inasmuch as the water formed, occupies a certain although a very small, space. In order to obtain the exact volume of the combined gases, the volume of the mixed gases before the explosion must be multiplied by the number 0.0007, which represents the fraction of the total bulk of the component gases which is occupied by the liquid water formed, and this volume must then be subtracted from the observed contraction. For other corrections the article on this subject in Bunsen's Gasometry must be consulted.

The following example of this method may render the above explanation more clear :—

Synthesis of water by volume.

	Reduced to 68 and 1 m. of mercury.
Volume of oxygen taken	95·45
Volume of oxygen and hydrogen . .	557·26
Volume after the explosion	271·06




FIG. 64.

Hence 286·2 volumes disappeared, or 95·45 volumes of oxygen have combined with 190·75 of hydrogen. Consequently 1·0000 volumes of oxygen combine with 1·9963 volumes of hydrogen to form water.

By careful repetition of the above experiments the composition of water by volume has been ascertained, within a limit not exceeding $\frac{1}{10000}$ of the total volume, to be in the simple proportions of one of oxygen to two of hydrogen.

A convenient form of voltameter for demonstrating the composition of water by volume is shown in Fig. 64. On passing a

current of electricity through the acidified water which fills the U-shaped tube, bubbles of oxygen rise from the surface of the platinum plate forming the positive pole, whilst bubbles of hydrogen are disengaged from the negative pole. The gases from each pole are collected separately, and the volume which collects in the tube containing the negative pole is seen to be a little more than double that which collects from the positive pole. On trial the latter is found to be oxygen, and the former

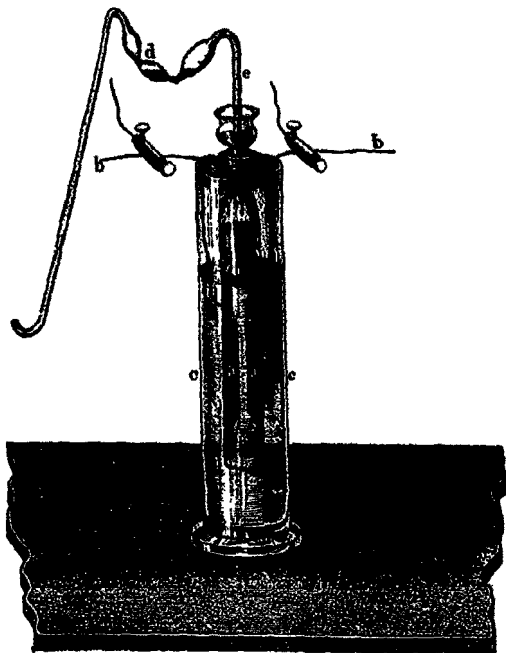


FIG. 65.

hydrogen. In this experiment the volume of the oxygen gas is found to be rather less than half that of the hydrogen, because, in the first place, it is more soluble in water than hydrogen, and, secondly, because a portion of the oxygen is converted into ozone, which, being condensed oxygen, occupies a less volume than oxygen in the ordinary form. The fact that ozone is thus produced may be shown by bringing some iodized starch paper in contact with the electrolytic gas, when the iodine will be liberated, and the paper will at once be turned blue. By raising the temperature of the acidulated water to 100° , the solubility

of the oxygen is diminished, whilst that of hydrogen remains unchanged, and, at the same time the formation of ozone is avoided, so that the true volume relation of 1 to 2 is thus much more closely attained.

The apparatus, the construction of which is plainly shown in Fig. 65, is used for collecting the mixed gases evolved by the electrolysis of water. The mixed gases, thus prepared, combine with explosive violence when a flame is brought in contact with them, or when an electric spark is passed through the mixture. In this act of combination the whole of the hydrogen and the whole of the oxygen unite to form water: in other words, subject to the correction above referred to respecting the volume of water formed, the total volume of the detonating gas disappears. That this is the case is seen from the following experiments made by Bunsen, in which air was mixed with the electrolytic gas, the mixture exploded, and then the volume of air determined. A second addition of the explosive gas was next made and the volume of air again read off, and the operation repeated a third time.¹

Original volume of air, in which detonating gas had been once exploded.	}	112·68
After explosion with 55·19 vols. detonating gas		
Ditto, measured again after 24 hours	}	112·57
After second explosion with 71·23 vols. deto- nating gas		
	}	112·66

103 *Volumetric Composition of Steam.*—Gay-Lussac not only determined the composition of water by volume, but was the first to ascertain that three volumes of the gases combine to form two volumes of gaseous steam; inasmuch as he found the specific gravity of steam to be 0·6235, the number deduced from the above composition being 0·6221.

This fact can be readily shown by exploding some of the electrolytic detonating gas evolved from the voltameter, Fig. 65, in the eudiometer E Fig. 66, which is so arranged that the pressure on the gas can be altered at pleasure. Surrounding the eudiometer is a glass tube (T), and between the two tubes a current of the vapour of amyl alcohol, which boils at 132°, can be passed from the flask (F), and the vapour, after passing through the tube, condenses in the flask cooled in the trough

¹ *Gasometry*, p. 65.

of water (H). When the temperature of the tube and of the gas has risen to 132° , the volume of the gas is exactly read off on the divided scale of the eudiometer, the height of the mercury in the two limbs having been brought up to the same level by




FIG. 66.

means of the reservoir of mercury (M) attached to the iron foot of the eudiometer by the caoutchouc tube (G). The pressure on the gas is now reduced by lowering the level of the mercury

and, by means of the induction coil (o), a spark is passed. As soon as combination has taken place, the level of mercury in the two tubes is brought to the same height, and the volume of the water-gas is accurately read off, the temperature of the whole being still kept up to 132° by the current of amyl alcohol vapour. This volume is found to be exactly two-thirds of that of the original mixed gases, and hence we conclude that 2 vols. of hydrogen and 1 vol. of oxygen unite together to form 2 vols. of water gas.

104 *Gravimetric Synthesis of Water.*—Having thus ascertained the volumetric composition of water, and knowing from the exact experiments of Regnault that oxygen is 15.96 times as heavy as hydrogen, it is easy to calculate the percentage composition of water by weight; for, taking hydrogen as the unit, 2 volumes weigh 2, and 1 vol of oxygen weighs 15.96; hence we have:—

Percentage composition of water by weight.

Oxygen	88.864
Hydrogen	<u>11.136</u>
	100.000

It is, however, desirable in such an important question as that of the composition of water that these numbers should be controlled by direct experiment. This has, therefore, been done and the principle adopted in this determination is a very simple one. Many metallic oxides such as copper oxide CuO when heated in a current of hydrogen lose their oxygen by combination with the hydrogen to form water, the metal being reduced. By ascertaining the loss of weight which the oxide thus suffers, and by weighing the water thus produced, we obtain all the data required for determining the ratio by weight in which the two gases are present in water, inasmuch as water contains no other constituent besides oxygen and hydrogen.

This method of determining the synthesis of water by weight was first proposed and carried out in 1820 by Berzelius and Dulong,¹ with the following results.—

Synthesis of water by weight.

No.	Loss of weight of copper oxide.	Weight of water obtained.
1 . . .	8.051 . . .	9.052
2 . . .	10.832 . . .	12.197
3 . . .	8.246 . . .	9.270

¹ *Ann. Chim. Phys.* xv. 386.

Hence we have the following numbers as representing the percentage composition of water according to these experiments:—

Percentage composition of water by weight (Berzelius and Dulong.)

	No. 1.	No. 2.	No. 3.	Mean.
Oxygen . .	88·942	88·809	88·954	88·90
Hydrogen .	11·058	11·191	11·046	11·10
	100·000	100·000	100·000	100·00

It is thus seen that whilst the mean numbers correspond closely with the calculated results, the separate experiments do not agree very closely amongst themselves, and do not, therefore, yield us certain information as to the exact proportions by weight in which the gases combine to form water.

In the year 1843, Dumas¹ undertook in conjunction with Stas, a most careful repetition of these experiments pointing out the following probable sources of error in Berzelius's experiments:—

(1) The weight of water formed ought either to be ascertained *in vacuo* or reduced to a vacuum; this reduction would increase the quantity of water by about 10 to 12 milligrams.

(2) The weight of oxygen ought also to be reduced to a vacuum.

(3) The hydrogen ought to be much more carefully dried than was the case in the older experiments.

(4) Lastly, even supposing that the weights had thus been adjusted, and if the hydrogen had been properly dried, Berzelius's determinations were made upon too small a scale to ensure the necessary amount of accuracy.

A facsimile of the apparatus as used by Dumas is shown in Fig. 67.

F is the vessel in which the hydrogen is evolved.

E is a funnel with stop-cock, containing sulphuric acid.

A is a cylinder filled with mercury under the surface of which dips a safety tube.

The first U-tube contains pieces of glass moistened with nitrate of lead.

The second U-tube contains glass moistened with silver sulphate.

The third U-tube contains in the first limb pumice moistened with potash, and in the second limb pieces of solid caustic potash.

¹ *Ann. Chim. Phys.*, [3] viii. 189.

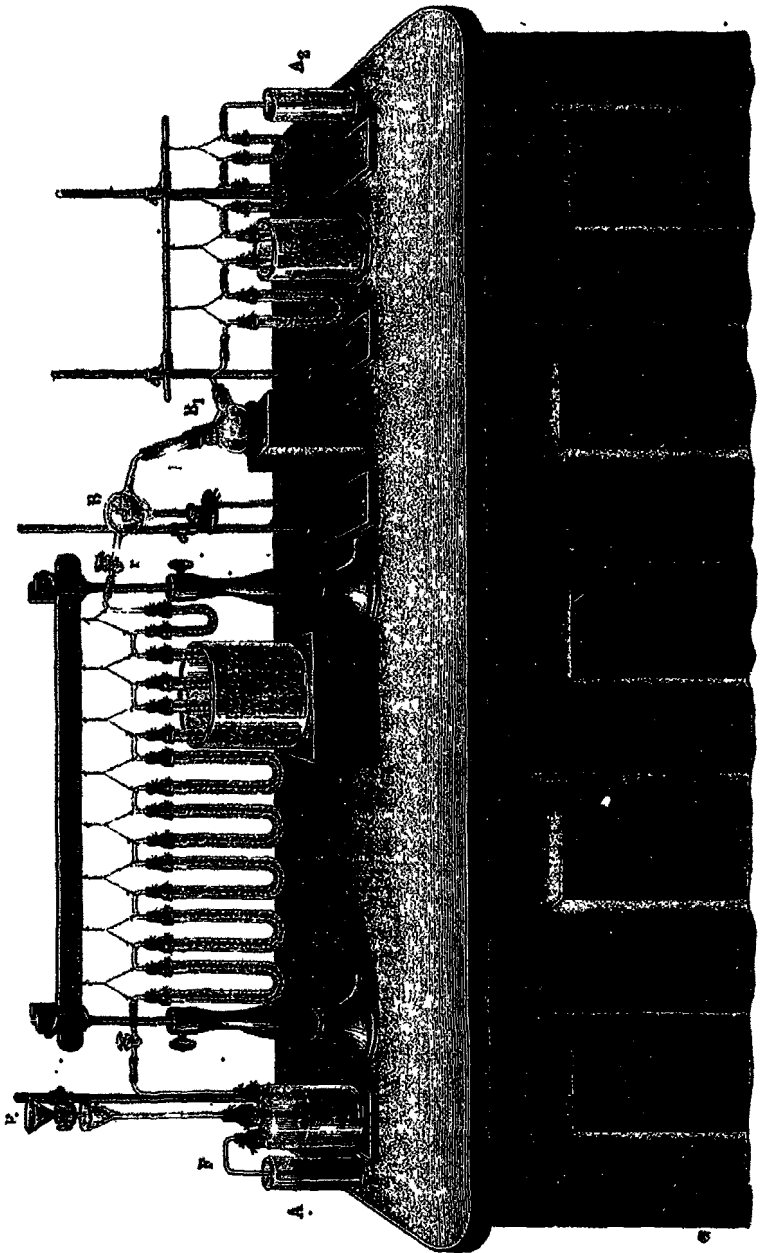


Fig. 67.

The fourth and fifth U-tubes contain fused solid caustic potash.

The sixth and seventh U-tubes contain fragments of pumice powdered over with phosphorus pentoxide, and are immersed in a freezing mixture.

The eighth is a small weighed tube containing phosphorus pentoxide.

B is a bulb blown on hard glass containing the dry oxide of copper, furnished with a stop-cock (r) at its upper end, and drawn out so as to pass into the narrow neck of the vessel B_1 at the lower end.

The bulb B can be heated by the Bunsen lamp placed on the sliding holder of the retort-stand.

B_1 is the bulb in which the water, formed by the decomposition, collects.

The U-tube placed next to the bulb B, contains pieces of fused caustic potash.

The next U-tube contains phosphorus pentoxide and is surrounded by a freezing mixture. Next to this is placed a small weighed tube containing phosphorus pentoxide, whilst at the end we find another tube like the last, but not weighed. A cylinder A_2 filled with sulphuric acid, through which the excess of hydrogen gas escapes, completes the arrangement.

With this apparatus Dumas made no less than 19 separate experiments carried out with every conceivable precaution. The hydrogen, evolved from zinc and dilute sulphuric acid, might contain oxides of nitrogen, sulphur dioxide, arseniuretted hydrogen and sulphuretted hydrogen. These impurities are completely eliminated, and the gas at the same time completely dried by passing over the substances contained in the U-tubes; the nitrate of lead absorbs the sulphuretted hydrogen; the sulphate of silver decomposes any trace of arseniuretted hydrogen, and the rest of the tubes serve to arrest every trace of carbonic acid and moisture, so that the gas passing through the stop-cock r into the bulb B consists of perfectly dry and pure hydrogen. In order to render this certain, the small tube next to the bulb is weighed before and after the experiment, and if its weight remain constant we have proof that the gas has been properly dried. A similar small weighed tube serves a like purpose at the other end of the apparatus.

Great care must be taken that the oxide of copper contained in the bulb B is perfectly dry, for this oxide being a hygroscopic substance is liable to absorb water from the atmosphere. The

weight of the bulb containing the oxide is then accurately determined, and after all the air has been driven-out of the U-tubes by the dry hydrogen, the bulb is fixed in its place. The bulb destined to receive the water is also carefully weighed before the experiment, together with the 3 drying-tubes placed beyond it for the purpose of absorbing every trace of aqueous vapour carried over by the hydrogen. Then the oxide of copper is heated to dull redness; the reduction commences, and the formation of water continues for from 10 to 12 hours. After this, the bulb B is allowed to cool in a current of hydrogen; then the apparatus is taken to pieces, the bulb rendered vacuous and then weighed, whilst the hydrogen, contained in the bulb and tubes serving to collect the water, is displaced by dry air before this portion of the apparatus is weighed. It is clear the weight of hydrogen is not directly determined by this method but that it is obtained as the difference between the weight of water produced and that of the oxygen consumed. As, however, the weight of the hydrogen is only $\frac{1}{8}$ of that of the water formed, it is evident that a percentage error of a given amount on the weight of water will represent a much larger percentage error on the smaller weight of hydrogen. The simplest way of reducing such errors is to arrange the experiment so that a large quantity of water is obtained, for the experimental errors remain, for the most part, constant, and by increasing the quantity of substance experimented upon, the percentage error is kept down. For this purpose Dumas took such weights of copper oxide as would produce in general about 50 grams. of water, so that the experimental error, on hydrogen taken as the unit, is reduced to 0.005 of its weight. In the 19 experiments Dumas found that 840.161 grams of oxygen were consumed in the production of 945.439 grams of water; or the percentage composition of water by weight is as follows:—

Percentage composition of water by weight (Dumas).

Oxygen	88.864
Hydrogen	11.136
	100.000

In other words two parts by weight of hydrogen combine with 15.9608 parts by weight of oxygen to form water, a number identical with that calculated from the volumetric analyses.

Experiments with the Detonating Mixture of Oxygen and Hydrogen.

105 In order to exhibit the explosive force of this detonating gas a thin bulb (B) Fig. 68, of a capacity from 70 to 100 cubic centimetres is blown on a glass tube. This is filled with the gas evolved by the voltameter (A) as shown in the figure, and, when full, it is placed over the perforated cork (C), through which two insulated copper wires are inserted, and these are connected at the extremity by a fine platinum wire. The bulb is then surrounded with the protecting cover of the wire gauze (G), and a current of electricity passed through the platinum wire, which soon becomes heated to a temperature high enough to cause an instantaneous combination of the oxygen and hydrogen to occur; a sharp explosion is heard, and the bulb is shattered to fine dust.




FIG 68.

The amount of the energy thus generated can be easily calculated when the quantity of heat developed by the combination is known. Thus 1 grm. of hydrogen on burning to form water evolves 34,462 thermal units, or heat sufficient to raise 34,462 grms. of water from 0° to 1° . But the mechanical equivalent of heat is 423, that is, a weight of 423 grams falling through the space of 1 metre is capable of evolving heat enough to raise 1 gram of water from 0° to 1° . Hence 1 gram of hydrogen on burning to form water, sets free an amount of energy represented by that required to raise a weight of $34,462 \times 423$ grams = 14,577 kilograms through the space of 1 metre.

106 The gases may, however, be made to combine not only rapidly, as we have seen, but also slowly and quietly. High temperature, the passage of the electric spark, and the presence of platinum and other bodies effect the change in the first of these ways. The smallest electric spark suffices to cause the combination of the largest masses of pure detonating gas, because the heat which is evolved by the union of those particles in whose neighbourhood the spark passes is sufficient to cause the combination of the adjacent particles, and so on. In every case a certain definite maximum temperature, termed the *temperature of ignition*, differing for each gas, must be reached in order that the union shall take place. And the temperature may be so lowered by mixing the detonating gas in certain proportions with inactive gases that the explosive mixture cannot inflame. Thus one volume of detonating gas explodes when mixed with 2.82 vols. of carbon dioxide, with 3.37 vols. of hydrogen, or with 9.35 vols. of oxygen; but it does not explode when mixed with 2.89 vols. of carbon dioxide, with 3.93 vols. of hydrogen, or with 10.68 vols. of oxygen.¹

From these experiments the temperatures at which the under-mentioned mixtures cease to be explosive are found to be as follows:—

Detonating gas and carbon dioxide	1790.6°
" " " hydrogen . . .	2116.8°
" " " oxygen . . .	857.3°

These differences in the action of the admixed gases cannot, according to Bunsen, be ascribed either to the differences in their specific heats or to their varying conductive or emissive powers for heat, but must be explained by the fact that the reaction is influenced not only by those molecules which take an active part in the combination, but also by those which are present, but which are not immediately engaged in the chemical change.

107 The following experiment strikingly shows that a mixture of hydrogen and air becomes inflammable only when a definite proportion between the two gases has been reached. Fig. 69 represents a suspended glass bell-jar closed at the top, and covered at its mouth by a sheet of paper gummed on to the glass. A glass syphon passing through the paper cover is fastened by copper wires to the bell-jar with the longer limb on the outside.

¹ Bunsen, *Gasometry*, p. 248.

By means of a gas-generating apparatus the bell-jar is filled with hydrogen by displacement, a rapid current of the gas being made to pass in through the syphon, the air finding its way out through the pores of the paper. When the bell-jar is full of hydrogen, the vulcanized tube is removed from the end of the long limb of the syphon, and the stream of hydrogen gas which issues from the end (hydrogen being lighter than the air, can be syphoned upwards) is then lighted and is seen to burn with its usual quiet

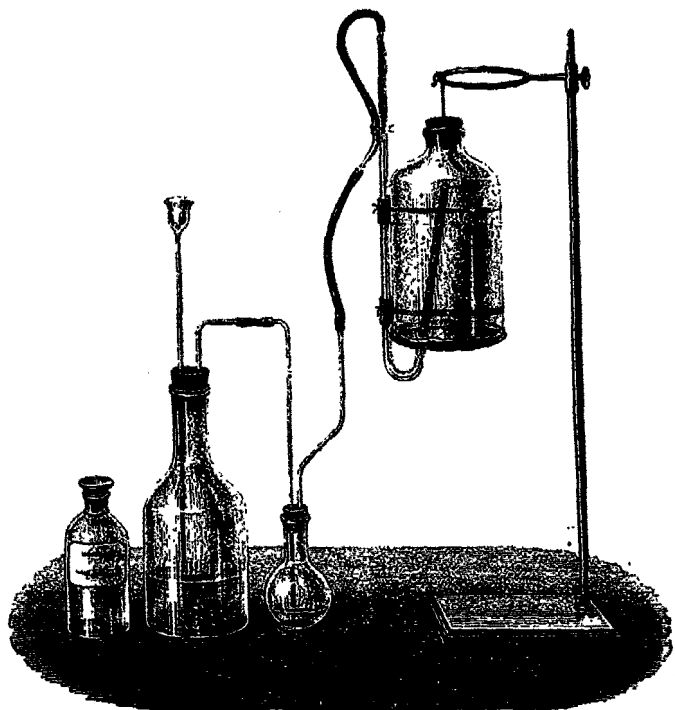


FIG. 69.

non-luminous flame. After a short time, however, this flame may be seen to flicker, and is heard to emit a musical note which begins by being shrill, but gradually deepens to a bass sound, until, after a time, distinct and separate impulses or beats are heard, and at last, when the exact proportions between the hydrogen and the air which enters through the pores of the paper have been reached, the flame is seen to pass down the syphon and enter the

bell-jar, when the whole mass ignites with a sudden and violent detonation.

The rate of propagation of the ignition in the pure detonating gas has been estimated by Bunsen¹ to be 34 metres per second.

108 The following experiments indicate the slow combination of oxygen and hydrogen. If a spiral of clean platinum wire is held for a few seconds in the flame of a Bunsen burner, and then the flame extinguished and the gas still allowed to stream out round the spiral, it will be seen that the spiral soon becomes red-hot, either continuing to glow as long as the supply of gas is kept up, or rising to a temperature sufficient to ignite the flame (Davy). A palladium wire acts in a similar way, but wires of gold, silver, copper, iron, and zinc produce no action of this kind.

A perfectly clean surface of platinum plate also first effects a slow, but after a time even an explosive combination of the detonating gas (Faraday). The finely-divided metal (spongy platinum) which exposes a great surface to the action of the gas, also induces, at the ordinary temperature, the combination of hydrogen mixed with air or oxygen, at first a slow combustion takes place, but when the metal becomes red hot, a sudden explosion occurs (Döbereiner).

Small traces of certain absorbable gases, such as ammonia, destroy the inflaming power of the spongy platinum, but this power is regained on ignition. The most probable explanation of this property of platinum is that this metal possesses the power of condensing on to its surface a film of hydrogen and oxygen, which gases, when brought under these circumstances into intimate contact, are able to combine at the ordinary atmospheric temperature, and by the heat which their combination evolves, to excite the union of the remaining gaseous mixture.

109 *The Oxyhydrogen Flame.*—By bringing a jet of oxygen gas within a flame of hydrogen gas, burning from a platinum nozzle, the flame of the mixed gases is obtained which evolves but very little light, although it possesses a very high temperature, calculated by Bunsen² to be 2844°. A watch-spring held in the flame, quickly burns with bright scintillations. Platinum, one of the most infusible of the metals, can be readily melted and even boiled, whilst silver can thus be distilled without difficulty.

The arrangement of such an oxyhydrogen blowpipe is seen in Fig. 70, the gases being collected separately in the two gas-holders. The nozzle at s (Fig. 71) is screwed on to the tap of

¹ *Phil. Mag.* [4] xxxiv. 493.

² *Ibid.* 497.

the oxygen gasholder, the points a and b serving to keep the oxygen tube in the centre, whilst the hydrogen enters the tube




FIG. 70.

by the opening w, which is connected with the supply of this gas by a caoutchouc tube. The hydrogen is first turned on and ignited where it issues from the point of the nozzle; the oxygen




FIG. 71.

tap is then gently turned on so that the flame burns quietly. No backward rush of gas or explosion can here occur, for the gases only mix at the point where combustion takes place.

If any solid infusible and non-volatile substance, such as a piece of quick-lime be held in the flame, the temperature of the surface

of the solid is raised to whiteness, and an intense light is emitted, which is frequently used, under the name of the Drummond light for illuminating purposes.

In certain metallurgical processes, especially in working the platinum metals, this high temperature of the oxyhydrogen flame is turned to useful account. One of the forms of furnace used for this purpose is shown in Fig. 72. It is built from a block of very carefully burnt lime A, A, which has been cut in half and then each piece hollowed out, so that when brought together they form a chamber into which the substance to be melted is placed. The upper block is perforated to allow the nozzle (C, Q) of the blowpipe to fit in, and the

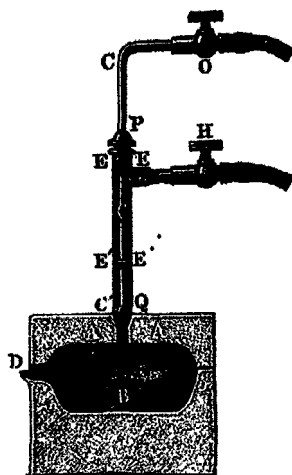


FIG. 72.

gases pass from the separate gasholders, into two concentric tubes C C' and E E', each provided with a stopcock (O and H), the hydrogen being delivered by the outer and the oxygen by the inner tube. MM. Deville and Debray¹ have in this way melted 50 kilos. of platinum in one operation, and Messrs. Johnson, Matthey, & Co. melted, by this process, a mass of pure platinum weighing 100 kilos. which was shown at the Exhibition of 1862. Since that time the same firm has melted no less than 250 kilos. of an alloy of platinum and iridium for the International Metrical Commission.

¹ *Ann. Chim. Phys.* [3], lvi. 385.

110 *Alternate Oxidation and Reduction.*—An interesting experiment exhibiting the increase and loss of weight on the oxidation of metallic copper, and the subsequent reduction of the copper oxide is carried out as follows: Copper oxide is rubbed up into a stiff paste with gum-water, and the mass rolled into the form of a cylinder about 1 cm. broad, and 3 cm. long, which is then dried and ignited in the air. On heating this in a current of hydrogen, the oxide is reduced to the metal, and a cylinder of porous copper is obtained. A platinum wire is then wound round it, and the cylinder held in the flame of a Bunsen burner, so as to warm it, but not to bring it to a red heat. On now plunging it into a jar of oxygen gas, it is seen to glow from combination with oxygen, and this continues until the whole is converted into oxide. When removed from the oxygen, the colour of the metallic cylinder will be seen to be changed from a bright red to the black colour of the oxide. Next let this oxidized cylinder be suspended from one pan of a balance, and a counterpoise placed in the other pan. The cylinder is then removed from the balance, gently heated, and whilst warm pushed up into a wide tube, placed mouth downwards, through which a current of hydrogen is passing; the copper oxide is at once seen to glow, water being formed, which condenses and drops down from the sides of the tube, whilst the colour of the cylinder changes from black to the brilliant red of the reduced metal. As soon as the reduction is complete the cylinder is removed from the hydrogen and again hung on to the pan of the balance, when a considerable loss of weight, due to the loss of the oxygen, will be perceived.

PROPERTIES OF WATER.

111 Pure water is a clear, tasteless liquid, colourless when seen in moderate quantity, but when viewed in bulk possessing a bluish green colour, well seen in the water of certain springs, especially those in Iceland, and in certain lakes, particularly those of Switzerland, which are fed by glacier streams. This blue colour is also observed if a bright white object be viewed through a column of distilled water about six to eight metres in length, contained in a tube with blackened sides and plate-glass ends. Water is an almost incompressible fluid, one million volumes becoming less by fifty volumes when the atmospheric pressure is doubled; it is a bad conductor of heat, and a worse conductor of electricity.

Expansion and Contraction of Water.—When heated from 0° to 4° , water is found to *contract*, thus forming a striking exception to the general law, that bodies expand when heated and contract on cooling; on cooling from 4° , to 0° it *expands* again. Above 4° , however, it follows the ordinary law, expanding when heated, and contracting when cooled. This peculiarity in the expansion and contraction of water may be expressed by saying that *the point of maximum density of water is 4° C.*; or according to the exact determinations of Joule, $3^{\circ}945$; that is, a given bulk of water will at this temperature weigh more than at any other. Although the amount of contraction on heating from 0° to 4° is but small, yet it exerts a most important influence upon the economy of nature. If it were not for this apparently unimportant property, our climate would be perfectly Arctic, and Europe would in all probability be as uninhabitable as Melville Island. In order better to understand what the state of things would be if water obeyed the ordinary laws of expansion by heat, we may perform the following experiment, first made by Dr. Hope. Take a jar containing water at a temperature above 4° , place one thermometer at the top and another at the bottom of the liquid. Now bring the jar into a place where the temperature is below the freezing point, and observe the temperature at the top and bottom of the liquid as it cools. It will be seen that at first the upper thermometer always indicates a higher temperature than the lower one; after a short time both thermometers mark 4° ; and, as the water cools still further, it will be seen that the thermometer at the top always indicates a lower temperature than that shown by the one at the bottom: hence we conclude that water above or below 4° is lighter than water at 4° . This cooling goes on till the temperature of the top layer of water sinks to 0° , after which a crust of ice is formed; and if the mass of the water be sufficiently large, the temperature of the water at the bottom is never reduced below 4° . In nature precisely the same phenomenon occurs in the freezing of lakes and rivers;¹ the surface-water is gradually cooled by cold winds, and thus becoming heavier, sinks, whilst lighter and warmer water rises to supply its place: this goes on till the temperature of the whole mass is reduced to 4° , after which the surface-water never sinks, however much it be cooled, as it is always lighter than the deeper water at 4° . Hence ice is formed only at the top, the

¹ The point of maximum density of sea-water is considerably lower than that of fresh, and is in fact below 0° C.

mass of water retaining the temperature of 4° . Had water become heavier as it cooled down to the freezing point, a continual circulation would be kept up, until the whole mass was cooled to 0° , when solidification of the whole would ensue. Thus our lakes and rivers would be converted into solid masses of ice, which the summer's warmth would be quite insufficient thoroughly to melt; and hence the climate of our now temperate zone might approach in severity that of the Arctic regions.

Sea-water does not freeze *en masse*, owing to the great depth of the ocean, which prevents the whole from ever being cooled down to the freezing point; similarly, in England, very deep lakes never freeze, as the temperature of the whole mass never gets reduced to 4° C.

The following table gives the volume, and specific gravities of water for temperatures varying from 0° to 100° , according to the experiments of Despretz.

Tempe- rature.	Volume.	Specific Gravity.	Tempe- rature.	Volume.	Specific Gravity.
0°	1.0001269	0.999873	19°	1.00158	0.998422
1	1.0000730	0.999927	20	1.00179	0.998213
2	1.0000331	0.999966	21	1.00200	0.998004
3	1.0000083	0.999999	22	1.00222	0.997784
4	1.0000000	1.000000	23	1.00244	0.997566
5	1.0000082	0.999999	24	1.00271	0.997297
6	1.0000309	0.999969	25	1.00293	0.997078
7	1.0000708	0.999929	26	1.00321	0.996800
8	1.0001216	0.999878	27	1.00345	0.996562
9	1.0001879	0.999812	28	1.00374	0.996274
10	1.0002684	0.999731	29	1.00403	0.995986
11	1.0003598	0.999640	30	1.00433	0.995688
12	1.0004724	0.999527	40	1.00773	0.992329
13	1.0005862	0.999414	50	1.01205	0.988093
14	1.0007146	0.999285	60	1.01698	0.983303
15	1.0008751	0.999125	70	1.02255	0.977947
16	1.0010215	0.998979	80	1.02885	0.971959
17	1.0012067	0.998794	90	1.03566	0.965567
18	1.0013900	0.998612	100	1.04315	0.858634

112 *Latent Heat of Water.*—In the passage from solid ice to liquid water, we notice that a very remarkable absorption or

disappearance of heat occurs. This is rendered plain by the following simple experiment:—Let us take a kilogram of water at the temperature 0° , and another kilogram of water at 79° . If we mix these, the temperature of the mixture will be the mean, or $39^{\circ}5$; if, however, we take one kilogram of ice at 0° and mix it with a kilogram of water at 79° , we shall find that the whole of the ice is melted, but that the temperature of the resulting 2 kilograms of water is exactly 0° . In other words, the whole of the heat contained in the hot water has just sufficed to melt the ice, but has not raised the temperature of the water thus produced. Hence we see that in passing from the solid to the liquid state a given weight of water takes up or *renders latent* just so much heat as would suffice to raise the temperature of the same weight of water through 79°C .; the *latent heat of water* is, therefore, said to be *79 thermal units*—a thermal unit meaning the *amount of heat required to raise a unit weight of water through 1°C* . When water freezes, or becomes solid, this amount of heat, which is necessary to keep the water in the liquid form, and is, therefore, well termed the *heat of liquidity*, is evolved, or rendered sensible. A similar disappearance of heat on passing from the solid to the liquid state, and a similar evolution of heat on passing from the liquid to the solid form, occurs with all substances; the amount of heat thus evolved or rendered latent varies, however, with the nature of the substance. A simple means of showing that heat is evolved on solidification consists in obtaining a saturated hot solution of acetate of soda, and allowing it to cool. Whilst it remains undisturbed, it retains the liquid form, but if agitated, it at once begins to crystallize, and in a few moments becomes a solid mass. If a delicate thermometer be now plunged into the salt while solidifying, a sudden rise of temperature will be noticed.

113 *Freezing Point of Water and Melting Point of Ice*.—Although water usually freezes at 0° it was observed so long ago as 1714 by Fahrenheit that under certain circumstances water may remain liquid at temperatures much below this point. Thus when brought under a diminished atmospheric pressure, water may be cooled to -12° without freezing; or if water be boiled in a glass flask, and the neck of the flask be plugged whilst it is hot with cotton wool, the flask and its contents may be cooled to -9° without the water freezing, but when the cotton wool is taken out, particles of dust fall into the water, and these bring about an immediate crystallization, the temperature of the mass

quickly rising to 0° . Sorby¹ has shown that when contained in thin capillary glass tubes, water may be cooled to -15° without freezing, whilst Boussingault² has exposed water contained in a closed steel cylinder to a temperature of -24° for several days in succession without its freezing. The melting point of ice under the ordinary atmospheric pressure is 0° , but this point is lowered by increase of pressure; thus under a pressure of 8.1 atmospheres, ice melts at $-0^{\circ}059$ and under 16.8 atmospheres, at $-0^{\circ}129$ or the freezing point is lowered by about $0^{\circ}0075$ ³ for every additional atmosphere. This peculiarity of a lowering of the melting point under pressure is common to all substances which, like water, expand in passing from the liquid to the solid state, whilst in the case of bodies which contract under like circumstances, the melting point is raised by increase of pressure. Thus in the case of paraffin, Bunsen⁴ and in the case of sulphur, Hopkins, obtained the following results:—

Under a pressure of 1, atmosphere, paraffin melts at	46°·3
" " 85 " " "	48°·9
" " 100 " " "	49°·9
" " 1 atmosphere, sulphur melts at	107°·0
" " 519 " " "	135°·2
" " 792 " " "	140°·5

From what has been stated we should expect that by increasing the pressure upon ice it could be melted, and Mousson⁵ has shown that this is the case, for by exposing it to a pressure of 13,000 atmospheres he has converted ice into water at a temperature of -18° . This lowering of the melting point of ice with pressure explains the fact that when two pieces of ice are rubbed together the pressure causes the ice to melt at the portions of the surface in contact, the water thus formed running away, and the temperature being lowered; then as soon as the excess of pressure is taken away the two surfaces freeze together at a temperature below 0° , one mass of solid ice being produced. This phenomenon, termed *regelation*, was first observed by Faraday

¹ *Phil. Mag.* [4] xviii. 105.

² *Comptes Rend.* lxxiii. 77.

³ James Thomson, *Edin. Roy. Soc. Trans.* vol. xvi. p. 575, 1849.

⁴ *Ann. Chim. Phys.* [3] xxxv. p. 383.

⁵ *Pogg. Ann.* cv. 161.

in 1850, and was afterwards applied by Tyndall to explain glacier motion.

114 The crystalline form of ice is hexagonal, being that of a rhombohedron. Snow crystals exhibit this hexagonal form very clearly; they usually consist of crystals which have grown on to another crystal in the direction of the three horizontal axes, so that the snow crystal clearly exhibits these three directions, as shown in Figs. 73, 74.

Ice is clear, and when seen in small quantities it appears to be colourless, though large masses of ice, such as icebergs or glaciers, possess a deep blue colour; like water it is also a bad conductor of heat and a non-conductor of electricity, and becomes electrical when rubbed.

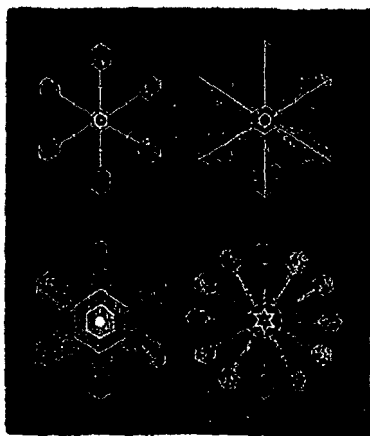


FIG. 73.




FIG. 74.

Water on freezing increases nearly $\frac{1}{11}$ of its bulk, or, according to the exact experiments of Bunsen,¹ the specific gravity of ice at 0° is 0.91674, that of water at 0° being taken as the unit; or one volume of water at 0° becomes 1.09082 volumes of ice at the same temperature. This expansion, exerting an almost irresistible force, plays an important part in the disintegration and splitting of rocks during the winter. Water penetrates into the cracks and crevices of the rocks, and on freezing widens these openings; this process being repeated over and over again, the rock is ultimately split into fragments. Hollow balls

¹ *Phil. Mag.* [4], xli, 165.

of thick cast iron can thus easily be split in two by filling them with water and closing by a tightly fitting screw, and then exposing them to a temperature below 0° .

115 When a saline solution, such as sea water, freezes, the greater part of the salt remains unfrozen, and the resulting ice is nearly but not quite free from salt, for Buchanan¹ has recently shown that sea-water ice contains common salt, not as brine mechanically inclosed in the ice, but in the solid form, either as a single crystalline substance, or as a mixture of ice and salt crystals. The quantity of chlorine contained in water melted from pack-ice amounted in one case to 0.1723 grms., and in a second to 0.0520 grms. per litre. Ice crystals formed in sea-water, when dried and analysed, were found to contain 1.578 grms. of chlorine per litre and melted at $1^{\circ}.3$, instead of at 0° .

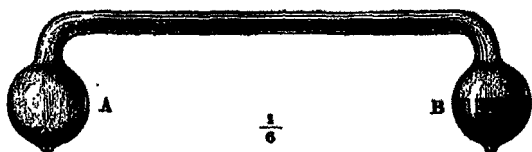


FIG. 75.

116 *Latent Heat of Steam.*—Under the normal barometric pressure of 760^{mm} water boils in a metal vessel at 100° C. When liquid water is converted into gaseous steam, a large quantity of heat becomes latent, the temperature of the steam given off being the same as that of the boiling water, as, like all other bodies, water requires more heat for its existence as a gas than as a liquid. The amount of *heat latent in steam* is roughly ascertained by the following experiment. Into 1 kilogram of water at 0° , steam from boiling water, having the temperature of 100° , is passed until the water boils: it is then found that the whole weighs 1.187 kilos., or 0.187 kilo. of water in the form of steam at 100° has raised 1 kilo. of water from 0° to 100° ; or 1 kilo. of steam at 100° would raise 5.36 kilos. of ice-cold water through 100° , or 536 kilos. through 1° . Hence the *latent heat of steam is said to be 536 thermal units.*

Whenever water evaporates or passes into the gaseous state,

¹ *Proc. Roy. Soc.* xxii. 431.

heat is absorbed, and so much heat may be thus abstracted from water that it may be made to freeze by its own evaporation. A beautiful illustration of this is found in an instrument called Wollaston's Cryophorus, Fig. 75; it consists of a bent tube, having a bulb on each end, and containing water and vapour of water, but no air. On placing all the water in one bulb, and plunging the *empty* bulb into a freezing mixture, a condensation of the vapour of water in this empty bulb occurs, and a corresponding quantity of water evaporates from the other bulb to supply the place of the condensed vapour: this condensation and evaporation go on so rapidly that in a short time the water cools down below 0° , and a solid mass of ice is left in the bulb.




FIG. 76.

By a very ingenious arrangement this plan of freezing water by its own evaporation has been practically carried out on a large scale by M. Carré, by means of which ice can be most easily and cheaply prepared. This arrangement consists simply of a powerful air-pump (A, Fig. 76), and a reservoir (B), of a hygroscopic substance, such as strong sulphuric acid. On placing a bottle of water (C) in connexion with this apparatus, and on pumping for a few minutes, the water begins to boil rapidly, and the temperature of the water is cooled so low by its own evaporation as to freeze to a mass of ice.

117 Tension of Aqueous Vapour.—Water, and even ice, constantly give off steam or aqueous vapour at all temperatures, when exposed to the air. Thus we know that if a glass

of water be left in a room for some days, the whole of the water will gradually evaporate. This power of water to rise in vapour at all temperatures is called the *elastic force* or *tension*, of aqueous vapour; it may be measured, when a small quantity of water is placed above the mercury in a barometer, by the depression which the tension of the vapour thus given off is capable of exerting upon the mercurial column. If we gradually heat the drops of water thus placed in the barometer, we shall notice that the column of mercury gradually sinks; and when the water is heated up to the boiling point, the mercury in the barometer tube is found to stand at the same level as that in the trough, showing that the elastic force of the vapour at that temperature is equal to the atmospheric pressure. Hence *water boils when the tension of its vapour is equal to the superincumbent atmospheric pressure*. On the tops of mountains, where the atmospheric pressure is less than at the sea's level, water boils at a temperature below 100° : thus at Quito, at a height of 2914 metres above the sea's level, the mean height of the barometer is 523 mm., and the boiling point of water is $90^{\circ}1$; that is, the tension of aqueous vapour at $90^{\circ}1$ is equal to the pressure exerted by a column of mercury 523 mm. high. Founded on this principle, an instrument has been constructed for determining heights by noticing the temperatures at which water boils. A simple experiment to illustrate this fact consists in boiling water in a globular flask, into the neck of which a stopcock is fitted: as soon as the air is expelled, the stopcock is closed, and the flask removed from the source of heat; the boiling then ceases; but on immersing the flask in cold water, the ebullition recommences briskly, owing to the reduction of the pressure consequent upon the condensation of the steam; the tension of the vapour at the temperature of the water in the flask being greater than the diminished pressure. All other liquids obey a similar law respecting ebullition; but as the tensions of their vapours are very different, their boiling points vary considerably.

When steam is heated alone, it expands according to the law previously given for permanent gases; but when water is present, and the experiment is performed in a closed vessel, the elastic force of the steam increases in a far more rapid ratio than the increase of temperature. The following table gives the tension of aqueous vapour, as determined by experiment, at different temperatures measured on the air thermometer.

Table of the Tension of the Vapour of Water.

Temperature Centigrade.	Tension in millimetres of mercury.	Temperature Centigrade.	Tension in atmosphs., 1 atmosphere = 760 mm. of mercury.
- 20°	0·927	100°	1°
- 10	2·093	111·7	1·5
0	4·600	120·6	2
+ 5	6·534	127·8	2·5
10	9·165	133·9	3
15	12·699	144·0	4
20	17·391	159·2	6
30	31·548	170·8	8
40	54·906	180·3	10
50	91·982	188·4	12
60	148·791	195·5	14
70	233·093	201·9	16
80	354·280	207·7	18
90	525·450	213·0	20
100	760·000	224·7	25

118 *Water as a Solvent.*—Water is the most generally valuable of known solvents. Not only do many solids, such as sugar and salt, dissolve in water, but certain liquids, such as alcohol and acetic acid, mix with it completely. Other liquids again, such as ether, dissolve to a certain extent in water, although they do not mix with it in all proportions. Gases also dissolve in water, some, such as ammonia and hydrochloric acid, in very large quantities, exceeding more than one hundred times the bulk of the water; others, again, such as hydrogen and nitrogen, are but very slightly soluble, while carbon dioxide and some other gases stand, as regards solubility, between these extremes.

Concerning the nature of solution, whether of solids, liquids, or gases, we know at present but little. The phenomena of solution differ, however, essentially from those of chemical combination, inasmuch as in the former we have to do with gradual increase up to a given limit, termed the *point of saturation*, whereas in the latter we observe the occurrence of constant definite proportions in which, and in no others, combination occurs. Solution obeys a law of continuity, chemical combination one of sudden change or discontinuity.

The solubility of solids varies with the essential nature of the solid, with that of the liquid, and with the temperature at which

they are brought together; the same may be said of the solvent action of water upon liquids and upon gases, except that the solubility of gases is also influenced by the pressure to which the gas and the water are subjected. The quantity of any solid, liquid, or gas which dissolves in a solvent, such as water, must be ascertained empirically in every case, as we are unacquainted with any law regulating such solvent action, and we, therefore, cannot calculate the amount. The effect of change of temperature on the solubility of a substance, whether solid, liquid, or gaseous must likewise be determined by experiment, but the effect of pressure upon the solubility of gases is subject to a simple law, known as the law of Dalton and Henry.

119 Freezing Mixtures.—The solution of a solid in water is generally accompanied by a lowering of temperature, caused by the conversion of sensible into latent heat by the liquefaction of the solid. In the case, however, of many anhydrous salts, solution is accompanied by a rise in temperature, but this is caused by the production of a definite chemical compound between the solid and the solvent. By the solution of many salts such a diminution of temperature is effected, that this process may be used for obtaining ice; thus when 500 grams. of potassium sulphocyanide are dissolved in 400 grams. of cold water, the temperature of the solution sinks to -20° . When common salt is mixed with snow or pounded ice a considerable reduction of the temperature of the mass occurs, the two solid bodies becoming liquid and forming a concentrated brine whose freezing-point lies at -23° . This solution contains 32 parts by weight of salt to 100 parts of water, and in order to bring about the greatest possible reduction in temperature the salt and snow must be mixed in the above proportions. Equal weights of crystallized calcium chloride and snow when mixed together give a freezing mixture whose temperature sinks to from 0° to -45° .

The solubility of most chemical compounds increases with the temperature, a limit in each case being reached, beyond which no further increase of solubility occurs. When the temperature of such saturated solutions falls, or when the solvent is allowed to evaporate, a portion of the dissolved substance is usually deposited from solution in the form of a solid possessing some definite geometrical form, and termed a *crystal*, whilst the solution is said to *crystallize*. The subject of the solubility of salts will be further considered in the chapters introductory to the metals.

120 *Water of Crystallization.*—Many salts owe their crystalline character to the presence in a solid state of a certain definite number of molecules of water. When this chemically combined water is driven off by heat, the crystal falls to powder, and hence it has been termed water of crystallization. Some salts contain a large quantity of water definitely combined in this form; thus the opaque white powder of anhydrous alum $K_2Al_2(SO_4)_3$ unites with no less than twenty-four molecules of water to form the well-known transparent octohedral crystals of common alum, $K_2Al_2(SO_4)_3 + 24H_2O$; in like manner anhydrous and powdery carbonate of soda, Na_2CO_3 , when dissolved in water deposits large monoclinic crystals of common washing-soda, having the composition $Na_2CO_3 + 10H_2O$. The temperature of the solution from which such crystals are deposited materially affects the quantity of water with which the salt can combine; thus, in the case of carbonate of soda, whilst monoclinic crystals of the ten-atom hydrate are deposited at the ordinary temperature, other crystals, having the composition $Na_2CO_3 + 8H_2O$, or again others represented by the formula $Na_2CO_3 + 5H_2O$, are deposited, when crystallization is allowed to take place at higher temperatures.

Some crystals, such as those of the washing soda above mentioned, lose their water on mere exposure to the air, the water evaporating, and the salt falling to powder, or becoming covered with a white powder. Such crystals are said to *effloresce*. Other salts again require to be heated up to a temperature considerably above the boiling point of water, in order to part with their water of crystallization; thus potash alum loses ten molecules of water at 100° , but it needs to be heated to 120° in order to drive off a second ten molecules of water, and it retains the last four molecules until the temperature rises to 200° . Other solid salts, such as calcium chloride, and potassium acetate, attract water with such avidity that when left exposed to the air they begin to liquefy from absorption of the atmospheric moisture; the salts are then said to *deliquesce*.

In the year 1840 Dalton observed that different salts, whose water of crystallization has been driven off by heat, dissolve in water without increasing the volume of the liquid. Whereas if the hydrated salt is dissolved, an increase of volume occurs which is exactly that due to the water which is combined in the salt. Playfair and Joule¹ extended these observations, showing,

¹ *Chem. Soc. Mem.* ii. 477; iii. 54, 199; *Chem. Soc. Quart. Journ.* i. 121.

for instance, that in the case of carbonate of soda, crystallizing with ten molecules of water, and in that of the phosphates and arsenates crystallizing with twelve molecules, the volume of the whole molecule of hydrated salt is the same as that of its water of crystallization would be if frozen to ice. The particles of anhydrous salt would hence appear to occupy the spaces intervening between those of the water without increasing its volume. Thus the crystals of common washing soda have the following composition:

$$\begin{array}{rcl}
 \text{Na}_2\text{CO}_3 & . . . & = 105.83 \\
 10 \text{H}_2\text{O} & . . . & = 179.60 \\
 \hline
 & & 285.43
 \end{array}$$

and, therefore, 285.43 grams. of these crystals occupy exactly the space of 179.6 grams. of ice.

The following table gives the specific gravities of the above mentioned salts, first as observed by experiment, and secondly as calculated upon the above hypothesis, and shows the close agreement of the two sets of numbers.

		Specific Gravity.	
		Observed.	Calculated.
Sodium Carbonate	$\text{Na}_2\text{CO}_3 + 10 \text{H}_2\text{O}$	1.454	1.463
Hydrogen Sodium Phosphate	$\text{Na}_2\text{HPO}_4 + 12 \text{H}_2\text{O}$	1.525	1.527
Normal Sodium Phosphate	$\text{Na}_3\text{PO}_4 + 12 \text{H}_2\text{O}$	1.622	1.622
Hydrogen Sodium Arsenate.	$\text{Na}_2\text{HAsO}_4 + 12 \text{H}_2\text{O}$	1.736	1.736
Normal Sodium Arsenate	$\text{Na}_3\text{AsO}_4 + 12 \text{H}_2\text{O}$	1.804	1.834

In the case of certain other salts the volume of the crystal was found to be equal to the sum of the volume of the water when frozen and that of the anhydrous salt.

121 *Cryohydrates*.—It has been already mentioned that when salt water freezes, the ice which is deposited contains salt. Guthrie,¹ who has fully investigated this subject, finds that when a dilute solution of common salt is cooled down to -1.5° , ice begins to separate out, and this formation of ice continues until the temperature sinks to -22° . A concentrated salt solution, on the other hand, deposits at -7° crystals having the composition $\text{NaCl} + 2\text{H}_2\text{O}$, and the separation of this compound, in the form of iridescent scales, goes on until the liquid has cooled down to -22° . At a temperature of -23° another definite hydrate separates out; this crystallizes in acicular bundles, possesses the

¹ *Phil. Mag.* [4] xlix. 1, 206, 266.

composition $\text{NaCl} + 10\text{H}_2\text{O}$, and melts at the same temperature at which it is deposited. Many other salts form similar compounds with ice, and to the members of this new class of substances Guthrie gives the name of Cryohydrates. Each cryohydrate possesses a constant composition and has a definite freezing- and melting-point. The existence of these substances explains in a satisfactory manner the lowering of temperature which occurs when ice and certain salts are mixed together, and shows that the maximum freezing effect is obtained when the two bodies are mixed together in the proportions necessary to form a cryohydrate.

122 *Absorption of Gases by Water.*—All gases are soluble to a greater or lesser degree in water, the amount of this solubility depending upon (1) the nature of the gas, (2) the temperature of the gas and water, (3) the pressure under which the absorption occurs. No simple law is known expressing the relation between the amount of gas absorbed and the temperature. Usually the solubility of a gas diminishes as the temperature increases, but the rate of diminution varies with each gas, so that the amount of gas dissolved in water at a given temperature can be ascertained only by experiment. A simple relation has however been found to exist between the quantity of gas absorbed under varying conditions of pressure, the temperature remaining constant.

In the year 1803 William Henry¹ proved that the amount of gas absorbed by water varies directly as the pressure, or, in the words of the discoverer of the law, "under equal circumstances of temperature, water takes up in all cases the same *volume* of condensed gas as of gas under ordinary pressure. But as the spaces occupied by every gas are inversely as the compressing force, it follows that water takes up of gas condensed by one, two, or more additional atmospheres, a quantity which, ordinarily compressed, would be equal to twice, thrice, and so on, the volume absorbed under the common pressure of the atmosphere." Two years after Henry had enunciated this law, Dalton² extended the law to the case of mixed gases, proving that when a mixture of two or more gases in given proportions is shaken up with water, the volume of the gas having a finite relation to that of the liquid, the absorptiometric equilibrium occurs when the pressure of each gas dissolved in the liquid is equal to that of the portion of the gas which remains unabsorbed by the liquid; the amount of each gas absorbed by water from such

¹ *Phil. Trans.* 1803, xxix. 274.

² *Manc. Memoirs*, 1805.

a mixture being solely dependent on the pressure exerted by the particular gas. This law, termed *Dalton's law of partial pressures*, may be illustrated by the following example: if two or more gases which do not act chemically upon each other be mixed together, and the mixture of gases brought into contact with water until the absorptiometric equilibrium is established, the quantity of each gas which dissolves is exactly what it would have been if only the one gas had been present in the space. Thus for instance the *absorption co-efficient* of oxygen at 0° is 0·04114, that of nitrogen at the same temperature being 0·02035. Now 100 volumes of air contain on an average 79·04 volumes of nitrogen and 20·96 volumes of oxygen, hence the partial pressure on the oxygen is 0·2096 of an atmosphere, whilst that on the nitrogen is 0·7904, and as the solubility of each gas is proportioned to its partial pressure,

$$0\cdot2096 \times 0\cdot04114 = 0\cdot008624$$

will be the proportion of oxygen dissolved, and

$$0\cdot7904 \times 0\cdot02035 = 0\cdot016746$$

will be the proportion of the nitrogen dissolved, or the percentage composition of the air dissolved in water will be:—

	Calculated.	Found.
Nitrogen . .	65·08 . .	65·09
Oxygen . .	34·92 . .	34·91
	<u>100·00</u>	<u>100·00</u>

Thus the relation between the dissolved gases as found by experiment agrees exactly with that calculated on the above assumption, and the law of partial pressure is verified.

Every absorbed gas which obeys the law of pressure will of course be driven out of solution when the pressure on the gas is reduced to 0. This can be effected by removing the superincumbent pressure by means of an air-pump, by allowing the liquid to come in contact with an infinitely large volume of some other indifferent gas, or, lastly, by boiling the liquid, when all the dissolved gas will be driven off with the issuing steam, except where a chemical combination or attraction exists between the gas and the water.

Some gases dissolve in water in very large quantities, whereas others are only slightly soluble. Two distinct methods of

experimentation are needed for ascertaining the co-efficients of solubility of these two classes. In the case of very soluble gases the amount of the absorbed gas is determined chemically ; in that of the less soluble gases a peculiar eudiometric process has been adopted by Bunsen¹ to whom we are indebted for the first exact and extended experimental investigation of this subject. The gases whose solubility have been determined by chemical methods are, sulphuretted hydrogen, sulphur dioxide, ammonia, and chlorine. These gases, evolved in a state of purity, were passed for a long time through a large volume of water, which had been freed from air by continued boiling, and was kept at a constant temperature during the experiment. After the gas had passed so long through the water that the latter was completely saturated, the barometric pressure was read off, and a known volume of the water withdrawn, special precautions to avoid possible loss of the gas being observed. The gas contained in this liquid was then quantitatively determined either by means of volumetric analysis, or by the ordinary processes of analytical chemistry. If the volume of the liquid does not undergo any appreciable alteration in bulk owing to the absorption of the gas, we are easily able to calculate the co-efficients of absorption from the data obtained by this process. If, however, the volume of the saturated liquid is considerably larger, as is usually the case, than that of the liquid before saturation, either the specific gravity of the saturated liquid must be ascertained, or only a small volume of water must be saturated, and the absolute quantity of absorbed gas ascertained by weighing before and after the experiment.

123 Bunsen's *Absorptiometer*, as shown in Fig. 77,² consists essentially of two parts: (1) a eudiometric tube, *e*, in which a measured volume of the gas to be experimented upon is brought in contact with a given volume of water; (2) an outer vessel, consisting of a glass cylinder, fitting at the lower end into a wooden stand, *f*, and having a water-tight lid at the upper end. The eudiometer tube, which is divided and accurately calibrated, is partially filled with the given gas in the usual way over a mercurial trough, and the volume of this gas read off with all due precautions; a measured volume of water perfectly free from air is next admitted under the mercury into

¹ *Gasometry*, p. 129, or *Watts's Dictionary*, article "Gases, Absorption of by Liquids."

² *Bunsen's Gasom.* 43 and 44.

the tube, and the open end of the tube then closed by screwing it tightly against the caoutchouc plate of the small iron foot, c.

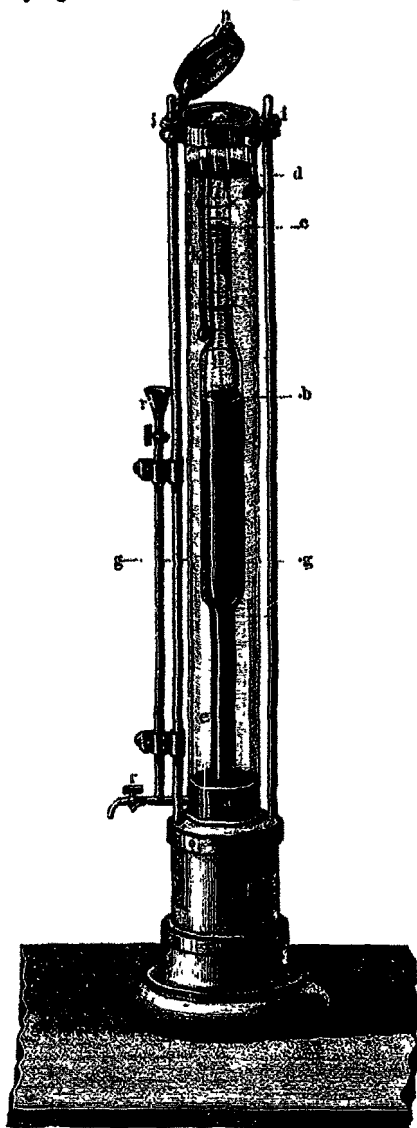


FIG. 77.



FIG. 78.

fixed on to its lower end, as shown in Fig. 78. The tube by this means can be removed from the mercurial trough, without

any danger of losing gas or water, and placed in the glass cylinder, which contains mercury a in its lower part, and water above, in which it can be safely shaken to ensure the establishment of the proper absorptiometric equilibrium between gas and water. The pressure in the tube can be readily adjusted from time to time by unscrewing the open ends of the tube from the caoutchouc plate, and thus placing the mercury inside in connection with that outside the tube. The heights of the two levels of mercury and the level of the water in the tube, as well as the temperature (indicated by the thermometer k), can then be read off through the glass cylinder, and thus all the data are obtained for ascertaining exactly the volume of gas absorbed by a given volume of water under given conditions of temperature and pressure.

124 The truth of the law of Dalton for pressures not greatly higher than that of the atmosphere has been experimentally tested by Bunsen,¹ who showed that the results of an absorptiometric analysis of a gaseous mixture—that is, of an experimental determination of its solubility in water, from which the composition of the original gaseous mixture is calculated, on the supposition that the law of partial pressures holds good—agrees exactly with a direct eudiometric analysis of the same mixture. Thus it has been shown by the same chemist that in mixtures of carbon dioxide and carbon monoxide, of carbon monoxide and marsh gas, of carbon dioxide and hydrogen, the component gases are absorbed in quantities exactly regulated by Dalton's law.

The limits of pressure beyond which gases do not obey the law of pressures have not as yet been experimentally ascertained in many cases; but, at any rate in the case of the more soluble gases, the limits are reached within ranges of pressure varying from 0 to 2 atmospheres. That under high pressures deviations from the law must in many cases occur is clear, inasmuch as most gases do not conform to the law of Boyle under greatly increased pressure. So too, it is found that certain gases which obey the law of absorption at one temperature do not conform at another; thus, for instance, ammonia dissolves in water at 100° under high pressures, in quantities exactly proportional to the pressure, although at lower temperatures this is not the case.²

Instances also occur in which certain gases, although obeying the law of pressures when in the pure state, do not obey the law when mixed together with other gases. Thus mixtures of

¹ *Gasometry*, p. 124.

² Roscoe, *Chem. Soc. Journ.* viii. 14.

equal volumes of chlorine and hydrogen, and mixtures of varying proportions of chlorine and carbon dioxide, do not dissolve in water in quantities proportional to the partial pressures of each gas, although both hydrogen and carbon dioxide obey the law.¹

Amongst the various appliances of the laws of the absorption of gases in water none is more interesting than the process proposed by Mallet for solving the difficult problem of separating the atmospheric oxygen from the nitrogen. We have already seen that the percentage of oxygen contained in the air is 20·9, whereas the mixture of oxygen and nitrogen dissolved in water contains 34·9 per cent. of the former gas. If the gas thus dissolved be driven off by boiling, and then this again shaken up with water, the dissolved gases will possess the following percentage composition:—

	After the second absorption.
Nitrogen	52·5
Oxygen	47·5
	100·0

This again set free, and again shaken up with water yields a gaseous mixture, containing 75 per cent. of oxygen. Continuing this process of alternately absorbing and liberating the mixture of gases, the percentage of oxygen regularly rises, until after the 8th absorption the gas contains 97·3 per cent., or is nearly pure oxygen gas.

NATURAL WATERS.

125 None of the various forms of water met with in nature are free from certain impurities. These may be of two kinds; (1) Mechanically suspended impurities; (2) Soluble impurities. The first can be separated either by subsidence or by mechanical filtration, the latter cannot be thus got rid of from the water, but must be separated by distillation or by some chemical reaction.

Even rain- or snow-water collected in clean vessels contains in addition to the dissolved atmospheric gases traces of foreign bodies which are contained in the air either as dust or vapour, and no sooner does rain-water touch the earth than it at once takes up into solution certain soluble constituents of the portion of the earth's crust through which it percolates, thus gradually becoming more and more impure until it again reaches the ocean from which it had its origin.

¹ Sims, Journ. Chem. Soc. xiv. 1.

125 *Purification of Water.*—The separation of suspended matter is effected on the small scale for laboratory purposes by filtration through porous paper placed in glass funnels, and on the large scale by employing filtering beds of sand and gravel. In order to separate suspended matter from water used for drinking purposes it is usual to filter it through a layer of wood charcoal, which not only holds back the solid matter but also acts in other ways, as we shall hereafter learn, in improving the character of the water.

The soluble constituents may be distinguished as (1) fixed, and (2) volatile constituents, and water can be obtained free from the first of these by the process of distillation, whilst the latter may come over with the steam and, therefore, require the employment of other means. In order to obtain pure distilled water, spring

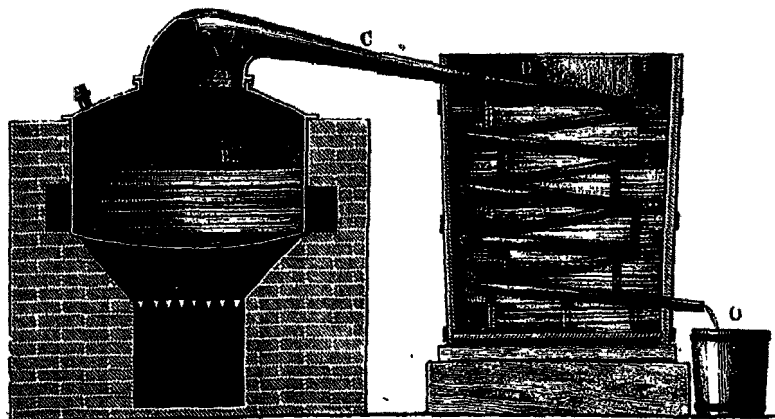


FIG. 79.

or rain-water is boiled in a vessel termed a still, (B) Fig. 79, so arranged that the escaping steam is condensed by passing through a cooled worm or tube made of block-tin, platinum, or silver, but not of glass, for if this substance be used a trace of its more soluble constituents that is of alkaline silicates is always dissolved. This process frees the water from all non-volatile impurities, provided care has been taken to prevent any mechanical spitting of the liquid, but substances which are volatile will still be found in the distillate. Thus ordinary distilled water invariably contains ammonia, as may easily be proved by adding a few drops of *Nessler's* reagent. This consists of an alkaline solution of mercuric iodide in potassium iodide. If a few drops of this reagent be added to about 100 cbc. of ordinary distilled water contained in a cylindrical

foot-glass standing on a white plate, the water will be seen to attain a distinct yellowish tint if small amounts of ammonia or ammoniacal salts be present, whilst if larger quantities of ammonia be present a brown precipitate will be formed.

In order completely to free distilled water from volatile nitrogenous organic bodies which it is likewise apt to contain, it is necessary to re-distil it after it has been placed in contact with a solution of potassium permanganate and caustic potash. These substances oxidize the organic matter with formation of ammonia, and after about one-twentieth of the water has come over, the distillate is usually found to be free from ammonia, and to leave




FIG. 80.

no residue on evaporation. If ammonia can be still detected the water must again be distilled with the addition of a small quantity of acid sulphate of potash which fixes the ammonia.¹

127 Gases Dissolved in Water.—All water contains in solution the gases of the atmosphere, oxygen, nitrogen, and carbon dioxide. In order to obtain water free from these dissolved gases the water is well boiled and the glass vessel in which it is boiled is then sealed hermetically. The arrangement Fig. 80, shows how this may be conveniently accomplished. After the water has been quickly boiling for half an hour the caoutchouc tube (a) from which the

¹ *Stas Recherches*, p. 109.

steam issues is closed by pressing, the lamp is removed, and the drawn out neck of the flask melted off before the blow-pipe at (b).

Even when boiled for many hours a small residue of nitrogen gas is left behind, and on condensing, the steam coming off from such water leaves a minute bubble of nitrogen so that it appears impossible to obtain water quite free from nitrogen.¹ All water which is exposed to the air dissolves a certain quantity of oxygen and nitrogen, a quantity which is determined by the laws of gas absorption. It is indeed upon this dissolved oxygen that the life of water-breathing animals depends. In every pure water the proportion between the dissolved nitrogen and oxygen is found to be constant, and it is represented by the following numbers:—

Per-centage Composition of Air Dissolved in Water.

Oxygen . . .	34·91
Nitrogen . . .	65·09
	100 00

1,000 cbc. of pure water, such as rain-water, when saturated, dissolves 17·95 cbc. of air. If the water is rendered impure by the introduction of organic matter undergoing oxidation, the proportion between the dissolved oxygen and nitrogen becomes different owing to the oxygen having been partly or wholly used for the oxidation of this material. This is clearly shown in the following analyses, made by Miller, of the dissolved gases contained in Thames water collected at various points above and below London.

	Thames Water taken at					
	Kings-ton.	Ham-mersmith	Somerset House.	Green-wich.	Wool-wich.	Erith.
Total volume of gas per litre .	cbc. 52·7	cbc. —	cbc. 62·9	cbc. 71·25	cbc. 63·05	cbc. 74·3
Carbon dioxide .	30·3	—	45·2	55·6	48·3	57
Oxygen . . .	7·4	4·1	1·5	0·25	0·25	1·8
Nitrogen . . .	15·0	15·1	16·2	15·4	14·5	15·5
Ratio of oxygen to nitrogen	1 : 2	1 : 3·7	1 : 10·5	1 : 60	1 : 52	1 : 8·1

¹ Grove, *Chem. Soc. Journ.* [2] i. 263.

This table shows that whereas the pure water at Kingston contains the normal quantity of dissolved oxygen, the ratio of oxygen to nitrogen decreases at a very rapid rate as the river water becomes contaminated with London sewage; but that this ratio again shows signs of a return to the normal at Erith.

Hence it is clear that an analysis of the gases dissolved in water may prove of much help in ascertaining whether the water is pure, or whether it has been contaminated with putrescent organic matter. Indeed Miller concludes that

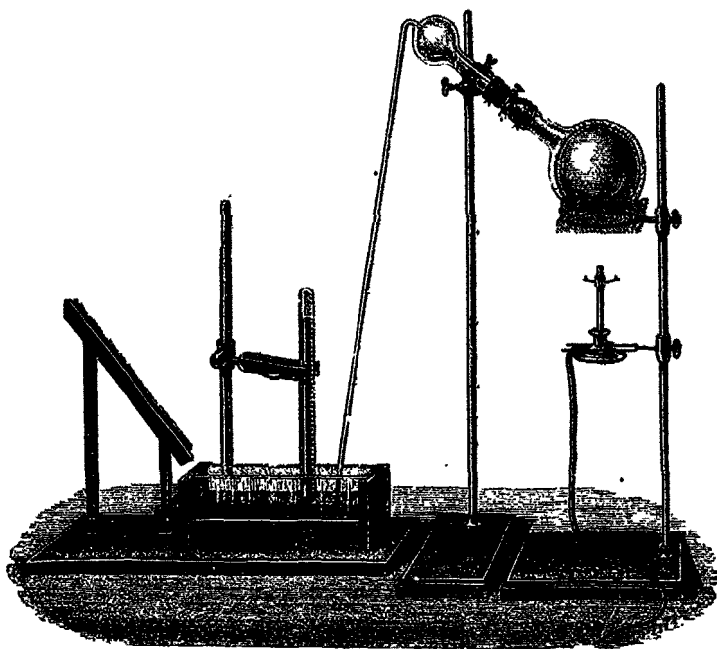


FIG. 81.

whenever the proportion between dissolved oxygen and nitrogen falls to less than 1 to 2 the water is unfit for drinking purposes.

In order to collect the gases dissolved in water it is only necessary to boil the water and to collect in a suitable measuring apparatus the gases which thus become free. A simple form of apparatus used for this purpose is shown in Fig. 81. It consists of a globular flask, capable of holding from 500 to 1,000 cbc. of water. This flask, connected with a bulb and long tube by a strong piece of caoutchouc tubing, is filled with the

water, the tubing being closed by a screw-clamp. The bulb, also containing water, is next heated so as to make the water boil briskly, and thus the air contained in the bulb and tube is driven out at the open end of the tube which dips under mercury. As soon as all the air is driven out, the screw-clamp is opened, and heat applied to the flask until the water boils, which under the diminished pressure it will soon do. The dissolved gases then begin to come off, and are collected and measured in the eudiometer filled with mercury, the operation being continued for not less than an hour, until the last trace of air has been expelled. A Geissler's mercury pump may also be employed for this same purpose.

The several kinds of naturally occurring waters may be classed as rain-water, spring-water, river-water, and sea-water.

128 *Rain-water*.—Although this is the purest form of natural water inasmuch as it has not come into contact with the solid crust of the earth, it still contains certain impurities which are washed out by it from the atmosphere. Thus rain-water invariably contains ammoniacal salts, chloride of sodium, and organic matter of various kinds in the state of minute suspended particles which we see when a glass full of such water is held up to the light. The amount of the constituents thus taken out of the air by the falling rain may serve as a means of ascertaining the chemical climate of the locality, that is the amount of those varying chemical constituents of the atmosphere which are brought in by local causes. Thus, for instance, the rain collected in towns where much coal is burnt is generally found to have an acid reaction, owing to the presence of free sulphuric acid derived from the oxidation of the sulphur contained in the pyrites present in most coal. The amount of this acid may reach, under certain circumstances, as much as 7 grains per gallon. In towns, the rain-water also contains a larger proportion of ammoniacal salts and nitrates than that falling in the country, whilst it is also found to hold in suspension or solution albuminous matter derived from decomposing animal substances. An elaborate examination of the chemical composition of a large number of samples of rain-water has been made by Dr. Angus Smith,¹ and in this work will be found, not only a valuable series of original determinations of the constituents of rain-water collected in various parts of the country, but a statement of the results of the labours of other chemists on the same subject.

¹ *On Air and Rain; the Beginnings of a Chemical Climatology*. Longmans, 1872.

According to the experiments of Lawes and Gilbert,¹ the average amount of nitrogen contained in country rain-water as ammonia, nitrous and nitric acids is about 0.9 parts in a million of rain-water. Boussingault, on the other hand, found in the rain of Paris 4 parts of ammonia in one million, and of nitric acid 0.2 in a million.

Spring-Water.—The water flowing from springs, whether they are surface- or deep-springs, is always more impure than rain-water owing to the solution of certain portions of the earth's crust, through which the water has percolated. The nature and amount of the material taken up by the water must of course change with the nature of the strata through which it passes, and we accordingly find that the soluble constituents of spring-water vary most widely, some spring-waters containing only a trace of soluble ingredients, whilst others are highly charged with mineral constituents. Those waters in which the soluble ingredients are present only in such proportion as not sensibly to affect the taste, are termed *fresh waters*; whereas, those in which the saline or gaseous contents are present in quantity sufficient to impart to the water a peculiar taste or medicinal qualities are termed *mineral waters*. The salts which most commonly occur in solution in spring-water are: (1) The carbonates of calcium, magnesium, iron, and manganese, dissolved in an excess of carbonic acid. (2) The sulphates of calcium and magnesium. (3) Alkaline carbonates, chlorides, sulphates, nitrates, or silicates. The gaseous constituents consist of oxygen, nitrogen, and carbon dioxide; the latter gas being present in varying amount though always in much larger quantity than we find it in rain-water. The nature and quantity of the inorganic, as well as of the gaseous constituents of a fresh spring, or mineral-water must be ascertained by a complete chemical analysis, frequently a long and complicated operation.

129 *Mineral Waters and Thermal Springs.*—Spring-waters which issue from considerable depths, or which originate in volcanic districts, are always hotter than the mean annual temperature of the locality where they come to the surface. In many of these springs the water issues together with a copious discharge of undissolved gas, and in some cases, as in the celebrated Geisirs of Iceland, so carefully investigated by Bunsen,² steam

¹ *Brit. Assoc. Reports*, 1854, p. 170.

² On the Pseudo-Volcanic Phenomena of Iceland, *Cav. Soc. Memoirs*, 1848, p. 323.

accompanies the water or forces it out at certain intervals. Several remarkable hot springs of this kind have lately been discovered in New Zealand, but a still more extensive series occur in the district of the Yellowstone river in the United States. The following is a list of the most important *thermal springs*, the temperature of all of which is much above that of the locality where they occur.

THERMAL SPRINGS.

	Temp.		Temp.
Wildbad . . .	37°·5	Baden-Baden . . .	67°·5
Aachen . . .	44° to 57°·5	Wiesbaden	70°
Vichy	45°	Karlsbad	75°
Bath	47°	Trincheras (Venezuela)	97°

The chief gases found free in these springs are carbonic acid and sulphuretted hydrogen.

According to the materials which the water contains in solution these springs may be grouped as follows:—

(1) *Carbonated Waters* which are cold, and are rich in carbonic acid, and contain small quantities of alkaline carbonates, chloride of sodium, and other salts. Amongst the best known of these are the waters of Seltzer, Apollinaris, and Taunus.

(2) *Alkaline Waters* containing a larger quantity of bicarbonate of soda, as well as common salt, and Glaubers salts. These are sometimes warm, such as the springs at Ems and Vichy, but generally cold. They are often rich in carbonic acid.

(3) *Saline Waters* are those in which the alkaline bicarbonate is replaced by other salts, thus *Glauber-salt water*, as Marienbad; *Magnesian water*, such as Friedrichshall, Seidschutz and Epsom, in which the sulphate and chloride of magnesium occur; *Chalybeate waters* in which ferrous carbonate is found dissolved in carbonic acid, such as that of Pymont and Spa; *Sulphuretted water*, containing sulphuretted hydrogen and the sulphides of the alkaline metals, as the springs at Aachen and Harrogate. Hot-springs also occur in which but very small traces of soluble constituents are found, but which from their high temperature are used for the purpose of medicinal bathing; such springs are those of Pfäfers 44°, Gastein 35°, Bath 47°, and Buxton 28°.

(4) *Silicious Waters* are those in which the saline contents consist chiefly of alkaline silicates, such as the hot-spring waters of Iceland.

The following analyses by Bunsen of the mineral waters of Dürkheim and of Baden-Baden may serve as examples of the complexity in chemical composition of certain mineral waters:—

Analyses of 1,000 parts of the Mineral Waters in which the new Alkaline Metals Cæsium and Rubidium were discovered by Bunsen.

	Dürkheim.	Baden-Baden.
Calcium bicarbonate	0·28350	1·475
Magnesium bicarbonate	0·01460	0·712
Ferrous bicarbonate	0·00848	0·010
Manganous bicarbonate	traces	traces
Calcium sulphate	—	2·202
Calcium chloride	3·03100	0·463
Magnesium chloride	0·39870	0·126
Strontium chloride	0·00818	—
Strontium sulphate	0·01950	0·023
Barium sulphate	—	traces
Sodium chloride	12·71000	20·834
Potassium chloride	0·09660	1·518
Potassium bromide	0·02220	traces
Lithium chloride	0·03910	0·451
Rubidium chloride	0·00021	0·0013
Cæsium chloride	0·00017	traces
Alumina	0·00020	—
Silica	0·00040	1·230
Free carbonic acid	1·64300	0·456
Nitrogen	0·00460	—
Sulphuretted hydrogen	traces	—
Combined nitric acid	—	0·030
Phosphates	traces	traces
Arsenic acid	—	traces
Ammoniacal salts	traces	0·008
Oxide of copper	—	traces
Organic matter	traces	traces
Total soluble constituents	18·28028	29·6393

130 *Hard and Soft Water.*—Waters are familiarly distinguished as hard and soft, according as they contain large or small quantities of lime or magnesia salts in solution. These may exist either as

carbonates held in solution by carbonic acid, or as sulphates. In both cases the water is hard, that is, it requires much soap to be used in order to make a lather, because an insoluble compound is formed by the union of the lime or magnesia with the *fatty acid of the soap*. But in the first instance, the hardness is said to be *temporary* because it is removed either by the addition of milk of lime or by boiling the water, when the carbonic acid holding the carbonate of lime in solution is either precipitated or driven off, whereas, in the second instance, it cannot be thus removed, and is therefore termed *permanent* hardness. In order to ascertain the amount of this hardness, a *simple* method was proposed by the late Dr. Clark. It consists in ascertaining how many measures of a standard soap solution are needed by a gallon of water to form a lather. Thus this soap test serves as a rough but convenient method of determining the amount of lime or magnesia salts which the water contains.

The following is a description of the method employed for determining the hardness of a water. 10 grams of good Castile soap are dissolved in one litre of dilute alcohol containing about 35 per cent. of alcohol, and the strength is so proportioned that 1 cbc. of this solution will precipitate exactly 1 mgrm. of calcium carbonate when in solution. In order to standardise the soap-solution 1 gram. of calc spar is dissolved in hydrochloric acid, the solution evaporated to dryness in order to get rid of the excess of hydrochloric acid, and the residue consisting of chloride of calcium dissolved in one litre of distilled water. Of this solution 12 cbc. are brought into a small stoppered bottle, after being diluted up to 70 cbc. with distilled water. The soap-solution is gradually added from a burette, until when vigorously shaken a permanent lather is formed. If the solution has been made of the right strength 13 cbc. are needed for this purpose, inasmuch as 70 cbc. of distilled water will themselves require 1 cbc. of soap-solution in order to make a permanent lather. For the purpose of determining the hardness of a water, a measured quantity of the water is taken, and the standard soap-solution run in until a permanent lather is obtained. 70 cbc. of water are usually employed for this purpose, because every cbc. of the soap-solution will then correspond to one grain of calcium carbonate in 70,000, or in a gallon of water. On the Continent, however, the hardness is usually calculated into parts per 100,000 of water. The hardness of a water is expressed in degrees, by

which is understood the number of parts of calcium carbonate, or of the corresponding magnesium, or other calcium salts, which are contained in 70,000 or in 100,000 parts of the water. Thus Thames water has a hardness of 15°0, or contains in solution 15 grains of carbonate of lime per gallon, whilst in the water of Bala Lake, only 1·3 grains per gallon are present.

131 *The Organic Constituents of Waters.*—Spring-water not only contains inorganic, but also soluble organic constituents, and these likewise vary with the constituents of the strata through which the water passes. This organic matter may be distinguished as (a) that which is derived from a vegetable, and (b) that derived from an animal source. If the water has been collected from moorland it will contain some soluble vegetable matter, if it has come in contact with any decomposing animal substances it will have taken up soluble animal matter. These two forms of impurity are of a very different degree of importance as regards the suitability of a water thus impregnated for drinking purposes.

It is now generally admitted that a number of epidemic diseases, especially cholera and typhoid-fever, are frequently contracted and spread by means of drinking-water containing even the minutest trace of the excreta of persons suffering from these diseases. Hence it becomes very important to be able to distinguish between the hurtful and poisonous animal organic impurity, and the comparatively harmless vegetable organic impurity. Neither the chemist nor the microscopist nor the physiologist, can, as yet, ascertain whether a given water is impregnated with the cholera or typhoid poison, but we can ascertain whether a water contains animal impurity, and if this is the case such a water is unfit for drinking purposes.

Nitrogen is one of the characteristic constituents of animal matter, being present in considerable quantity in a state of combination in every part of the flesh, nerves, and tissues of the body, whilst it is contained in plants in smaller quantity and only in their fruit and seeds. Hence if water be impregnated with animal matter this will be indicated by the presence of nitrogen in solution, either in the form of albumin or albuminous matter, if the animal matter be contained in the water unchanged, or if the animal matter has undergone oxidation, in the form of ammonia, or nitrous or nitric acid. The amount of the nitrogen which has been oxidized to ammonia can be easily determined by distilling the water with carbonate of soda when the whole of the ammonia

is obtained in the distillate and estimated by Nessler's colorimetric test. The Nessler's solution is prepared as follows:— 35 grams. of potassium iodide, and 13 grams. of mercuric chloride (corrosive sublimate) are dissolved in about 800 cbc. of hot water and then a saturated solution of mercuric chloride is gradually added until the precipitate formed ceases to redissolve. 100 grams. of caustic potash are then dissolved in the liquid and the cold solution is diluted to one litre, and is allowed to deposit any undissolved matter. The water under examination must be distilled in a glass retort as shown in Fig. 82, carbonate of soda having been previously added, and care must be taken to free the apparatus from ammonia by a previous




FIG. 82.

process of distillation. The distillate is collected successively in volumes of 50 cbc. and the amount of ammonia in each of these separate distillates determined. For this purpose the distillate is placed in a high cylinder of white glass, 2 cbc. of Nessler's solution is added, and the mixture well stirred. If the smallest quantity of ammonia be present, a yellow colour is noticed, and a corresponding degree of tint is obtained in a second cylinder by gradually adding a standard solution of sal-ammoniac to 50 cbc. of water perfectly free from ammonia, and containing some of the Nessler's reagent until the tint is reached. This standard solution is prepared by dissolving 3.15 grams. of ammonium chloride in one litre of water, and each cbc. will therefore correspond to 1 mgrm. of ammonia.

The nitrates and nitrites present can be estimated in another portion of the water by reducing these acids to ammonia by means

of the hydrogen evolved from aluminium in presence of caustic alkalies.

In order to estimate the quantity of unaltered albuminous matter which may possibly be contained in the water, two processes have been proposed. The first of these, proposed by Wanklyn and Chapman, depends upon the fact that these albuminous bodies are either wholly or in part decomposed on distillation with an alkaline solution of potassium permanganate, the nitrogen being in this case again evolved as ammonia. In the second process, described by Frankland and Armstrong, the nitrogen gas contained combined in albuminous matter in the water is liberated as such by a combustion analysis performed on the dry residue of the water, the volume of the free nitrogen being afterwards carefully measured. In this latter process not only the *organic nitrogen*, but also the *organic carbon*, that is, the carbon derived from animal and vegetable sources, can be quantitatively determined.

If, now, by means of either of these processes, a water is found to contain more than 0.15 parts of albuminoid nitrogen to one million parts of water, it may be considered as unfit for drinking purposes, and many surface well-waters occur in large towns in which the amount of albuminoid nitrogen reaches 0.3 to 0.8 parts per million, and such waters must be regarded as little better than sewage, and, therefore, as absolutely poisonous. But water in which no albuminous matter has been found may also be largely impregnated with sewage or infiltrated animal impurity, the greater part of which has undergone oxidation. Thus when the amount of free ammonia exceeds 0.08 parts per million, it almost invariably proceeds from the decomposition of urea into carbonate of ammonia, and shows that the water consists of diluted urine. In like manner, when the oxidation has proceeded further, the nitrogen will be found as nitrates and nitrites, and should any considerable quantity of these substances be found in surface well- or river-water, the previous admixture of animal impurity may be inferred. In some instances; however, water from deep wells in the chalk has been found to contain nitrates, which in such cases cannot as a rule be supposed to indicate dangerous impurity.

132 The water analyst is also assisted in his attempts to indicate the limits of wholesomeness in a water by the determination of the amount of chlorine present as chloride of sodium, &c., which

the water contains. Not that chlorides are in themselves of importance, but because their presence serves as an indication of sewage-contamination, for pure natural waters are almost free from chloride of sodium, whilst urine and sewage are highly charged with common salt. So that if we meet with a water almost free from chlorine, it cannot have come into contact with sewage. Thus the water of Ullswater and that of the Thames at Kew contain from 0·7 to 0·8 grains of chlorine in the gallon, whilst many surface wells in large towns may be found which contain from 10 to above 30 grains of chlorine per gallon. Taken alone, the chlorine test cannot be relied upon, as many pure well-waters occur, such as those in Cheshire, in the neighbourhood of the salt beds, or near the sea, which contain common salt. If, however, this test be employed in common with those previously mentioned, the evidence for or against a water is rendered much more cogent. As a rule it may be said that waters containing more than two grains of chlorine per gallon must be looked upon with suspicion, unless indeed some good reason for the presence of common salt can be assigned.

The following analyses serve to show the difference between a good potable water and one which is totally unfit for drinking purposes. No. 1, the water supplied by the Manchester Corporation from the Derbyshire hills; No. 2 is a surface-well water, recently used for drinking purposes in a manufacturing town, although little better than effluent sewage.¹

	No. 1. Good Water.		No. 2. Bad Water.	
	Parts per Million.	Grains per Gallon.	Parts per Million.	Grains per Gallon.
Total solids	63·0	4·4	530	37·1
Nitrogen as nitrites and nitrates	0·25	0·017	7·8	0·546
Free ammonia	0·03	0·002	4·32	0·303
Albuminoid ammonia	0·07	0·005	0·9	0·063
Chlorine	11·4	0·8	69	4·8
Temporary hardness	—	0·1	—	7·2
Permanent hardness	—	2·4	—	14·4
Total hardness	—	2·5	—	21·6

¹ For the special details of the processes of water analysis, the following works or memoirs may be consulted:—*Water Analysis*, by Wanklyn and Chapman. 3rd Ed. 1874. Trübner, London. Frankland and Armstrong, *Journ. Chem. Soc.* xxi. p. 77; Frankland, *ibid.*, 109; also *Chem. Soc. Journ.* June, 1876. Also Reports of the Royal Commission on Water Supply.

133 *River-Waters*.—The composition of river-water varies considerably with the nature of the ground over which the water runs; thus Thames water contains about 11 grains per gallon of carbonate of lime; the Trent 21 grains of sulphate of lime, or they are both hard waters, the first temporarily and the second permanently hard. The waters of the Dee and the Don, in Aberdeenshire, draining a granite district, are, on the other hand, soft waters. The composition of these waters is shown in the following table:—

TABLE GIVING THE COMPOSITION OF CERTAIN RIVER-WATERS.

—	Grains per Gallon.			
	Thames.	Trent.	Dee.	Don.
Calcium carbonate . . .	10·80	0·32	0·85	2·23
Calcium sulphate . . .	3·00	21·55	0·12	0·13
Calcium nitrate . . .	0·17	—	—	—
Magnesium carbonate . .	1·25	5·66	0·36	1·07
Sodium chloride . . .	1·80	17·63	0·72	1·26
Silica	0·56	0·72	0·14	0·52
Ferric chloride and alumina	0·27	0·50	0·06	0·27
Calcium phosphate . . .	trace	trace	trace	trace
Organic matter	2·36	3·68	1·54	3·06
	20·21	50·06	3·89	8·54
Hardness	14·0	26·5	1·5	3·0

Unfortunately in England, as in other manufacturing and densely populated countries, the running water seldom reaches the sea in its natural or pure state, but is largely contaminated with the sewage of towns, or the refuse from manufactures or mines. So serious indeed is this state of things becoming that some steps are about to be taken to prevent the further pollution of the rivers of the country, and a Royal Commission has already been engaged for some years in examining and reporting upon the subject. The following analyses of the composition of Lancashire rivers, taken from the First Report of the Commissioners appointed in 1868 (p. 15), show clearly the pollution which the originally pure waters of the Irwell and Mersey undergo on flowing down to the sea.

COMPOSITION OF LANCASHIRE RIVERS.

Parts in 100,000.

	IRWELL.		MERSEY.	
	*1	2	3	4
Total soluble solids . . .	7.8	55.80	7.62	39.50
Organic carbon	0.187	1.173	0.222	1.231
Organic nitrogen	0.025	0.332	0	0.601
Ammonia	0.004	0.740	0.002	0.622
Nitrogen as nitrates and nitrites	0.021	0.707	0.021	0
Total combined nitrogen	0.049	1.648	0.023	1.113
Chlorine	1.15	9.63	0.94	—
Hardness temporary . . .	3.72	15.04	4.61	10.18
Total hardness	3.72	15.04	4.61	10.18
SUSPENDED MATTER —				
Organic	0	2.71	0	—
Mineral	0	2.71	0	—
Total	0	5.42	0	—

From these numbers it is seen that the quantities of free ammonia and nitric acid become increased 300 or 400-fold in the river below Manchester, whilst the total combined nitrogen is increased from 0.049 to 1.648.

134 *Sea-Water.*—The amount of solid matter contained in the waters of the ocean is remarkably constant when collected far from land. The mean quantity being about 35.976 grams in 1000 grams of sea-water; the average specific gravity of sea-water is 1.02975 at 0°.

*1. The Irwell near its source.

2. The Irwell below Manchester.

3. The Mersey, one of its sources

4. The Mersey below Stockport.

COMPOSITION OF THE WATER OF THE IRISH SEA IN THE SUMMER OF 1870.¹

One thousand grams of sea-water contain	grams.
Sodium chloride	26·43918
Potassium chloride	0·74619
Magnesium chloride	3·15083
Magnesium bromide	0·07052
Magnesium sulphate	2·06608
Magnesium carbonate	traces
Magnesium nitrate	0·00207
Calcium sulphate	1·33158
Calcium carbonate	0·04754
Lithium chloride	traces
Ammonium chloride	0·00044
Ferrous carbonate	0·00503
Silicic acid	traces
	<hr/>
	33 85946
	<hr/>

For the purpose of controlling the analysis, 1,000 grams of water was evaporated to dryness, and the dry residue weighed. Its weight was found to be 33·83855 grams. The specific gravity of the water at 0° C. was 1·02721, whilst that at 15° C. was 1·02484.

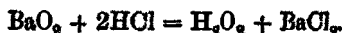
Forchhammer found that 1,000 parts by weight of the water of the mid-Atlantic Ocean contained 35·976 parts of dissolved salts, whilst Thorpe and Morton proved that the total quantity of soluble salts contained in the water of the Irish Sea in the summer is rather larger than in the winter, owing to the greater evaporation and diminished influx of fresh-water in the former season. The results of Forchhammer's very numerous analyses of sea-water are shown in the following table, giving the amount of the chlorine, sulphuric acid, lime, and magnesia, as well as that of the total salts contained in 1,000 grams of the water.

¹ Thorpe and Morton, *Chem. Soc. Journ.*, xxiv. 506.

Water of Irish Sea.	Cl.	SO ₃ .	CaO.	MgO.	Total salts.	
Absolute amount in 1,000 grams of sea-water.	Summer	18·785	2·187	—	—	34·082
	Winter	18·627	2·161	0·575	2·032	33·388
Relative amount	Summer	100	11·67	—	—	181·91
	Winter	100	11·43	3·09	10·93	182·09
Water of the Atlantic Ocean.						
Absolute amount in 1,000 grms.	19·865	2·362	0·538	2·199	35·976	
Relative amount	100	11·89	2·96	11·07	181·10	

HYDROGEN DIOXIDE, OR HYDROGEN PEROXIDE. $H_2O_2 = 33·92$.

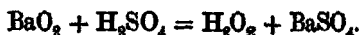
135 This body was discovered in 1818 by Thénard,¹ who prepared it, by the action of dilute hydrochloric acid on barium dioxide, thus :—



The compound is also easily formed by passing a current of carbon dioxide through water, and gradually adding barium dioxide in very small quantities,² thus :—



Preparation.—Hydrogen dioxide is, however, most generally obtained by decomposing pure barium dioxide with dilute sulphuric acid ;³ thus :—



The pure barium dioxide needed for these experiments is prepared as follows :—commercial barium dioxide, very finely powdered, is brought little by little into dilute hydrochloric acid, until the acid is nearly neutralized. The cooled and filtered solution is then treated with baryta-water, in order to precipitate the ferric oxide, manganic oxide, alumina, and silica which are always contained in the impure barium dioxide. As soon as a white precipitate of the hydrated barium dioxide makes its appearance, the solution is filtered, and to the filtrate concentrated baryta-water is added ; a crystalline precipitate then falls,

¹ *Ann. Chem. Phys.* viii. 306.

² Duprey, *Comptes Rendus*, iv. 736, Balard, *ibid.* iv. 758.

³ Thomson, *Ber. Deutsch. Chem. Ges.* vii. 74.

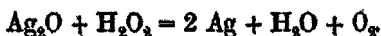
consisting of hydrated barium dioxide. This is well washed, and preserved, in the moist state, in stoppered bottles. In order to prepare hydrogen dioxide by means of this substance, the moist precipitate is gradually added to a cold mixture of not less than five parts of water to one part of concentrated sulphuric acid, until the mixture becomes very slightly acid. The precipitate of barium sulphate is allowed to settle and the liquid filtered. The small trace of sulphuric acid which the filtrate contains can be precipitated by careful addition of dilute baryta solution. When the aqueous solution of the hydrogen dioxide thus prepared, is brought over sulphuric acid *in vacuo*, water evaporates, and the solution of the dioxide becomes more concentrated. If, during the concentration, an evolution of oxygen be noticed, a drop or two of sulphuric acid should be added, as the dioxide is more stable in presence of free acid than when perfectly pure (Thénard).

136 *Properties*.—After this slow evaporation has been carried on for some time a colourless transparent oily liquid is obtained, having a specific gravity of 1.452. This liquid evaporates slowly *in vacuo* without the residue undergoing any change (Thénard). Hydrogen dioxide does not solidify at -30° ; it possesses no smell, has an astringent, bitter taste, and brought on to the skin produces a white blister, which after a time produces great irritation. It bleaches organic colouring matters like chlorine, although acting more slowly, and is a very unstable compound, easily decomposing into oxygen and water. One volume of the liquid at 14° and under a pressure of 760mm. yields, according to Thénard, 475 volumes of oxygen, whilst the theoretical amount is 501.8 volumes. The decomposition of hydrogen dioxide takes place very slowly at a low temperature, whilst at 20° the evolution of gas becomes plainly visible, and if the concentrated solution is heated up to 100° , the separation of oxygen occurs so rapidly as sometimes to give rise to an explosion. A dilute aqueous solution of the dioxide is, however, much more stable, and can even be concentrated up to a certain point by ebullition, a portion of the dioxide passing over undecomposed together with the vapour of water. This explains why in the above decomposition the theoretical quantity of oxygen is not obtained.

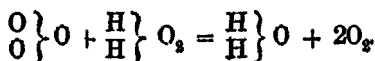
Hydrogen dioxide is easily soluble in ether, and if an aqueous solution of the compound be shaken up with ether, the dioxide dissolves in it. The ethereal is more stable than

the aqueous solution, and it can be distilled without decomposition.

Hydrogen dioxide undergoes decomposition in presence of a large number of different solid substances, and with the greater rapidity the more finely divided these substances are. Some of the phenomena which thus present themselves may, to a certain extent, be accounted for, but for others we still need an explanation. Thus, for example, the anhydrous compound is decomposed with almost explosive violence into oxygen and water, in presence of finely-divided silver, gold, platinum, and other metals, the metals themselves, however, remaining unaltered. The oxides of these metals also decompose hydrogen dioxide easily, being reduced to the metallic state. The same decomposition also occurs with a dilute aqueous solution of the dioxide, and the reaction may be represented by the following equation:—



Here we have the remarkable phenomenon of a powerful oxidizing agent exerting a reducing action upon metallic oxides, the metal being formed. The explanation of this fact is, however, not far to seek. The above-named metals possess only a weak power of combination for oxygen, and their oxides accordingly decompose easily into their elements. When these oxides are brought into contact with hydrogen dioxide, which itself contains one atom of oxygen but feebly united, an analogous reduction takes place, the one atom of oxygen in the dioxide combining with one atom of oxygen in the metallic oxide to form a molecule of free oxygen. In the same way we explain the fact that common oxygen is formed when ozonized oxygen is brought in contact with aqueous hydrogen dioxide. Here, too, both bodies contain a loosely combined atom of oxygen, which unite together to form a molecule of free oxygen; thus:—

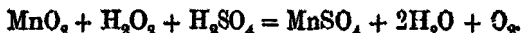


When baryta water (barium monoxide) is mixed with hydrogen dioxide a precipitate of barium dioxide separates out; thus:—



Hydrogen dioxide also transforms many other basic oxides, especially in presence of an alkali, to peroxides. Thus manganous salts become thus converted into manganese dioxide. On the

other hand, these peroxides in presence of an acid are again reduced by hydrogen dioxide to basic oxide. Thus, if hydrogen dioxide be brought in contact with dilute sulphuric acid and manganese dioxide, oxygen gas is given off, and manganous sulphate is formed; thus:—



The decomposition here occurring is similar to that which takes place in the reduction of oxide of silver, and this change is assisted by the presence of the acid, which then combines with the basic oxide to form a salt.

137 *Detection and Estimation of Hydrogen Dioxide.*—In order to detect the presence of hydrogen dioxide in solution, the liquid is rendered acid with sulphuric acid, some ether and a few drops of potassium chromate are added, and the solution well shaken. If hydrogen dioxide be present, the solution assumes a beautiful blue colour, and on allowing it to stand the colour is taken up by the ether and a deep blue layer separates out. This blue compound is perchromic acid, and the reaction may, in a similar way, be employed for the detection of chromium.

When hydrogen dioxide is added to a solution of iodide of potassium and ferrous sulphate, iodine is set free, as may easily be proved by the formation of the blue iodide of starch (Schönbein). This reaction is so delicate that one part of the dioxide in twenty-five million parts may thus be detected. Other oxidizing agents have the power of liberating iodine from iodide of potassium, but not in presence of ferrous sulphate.

For the purpose of determining the quantity of hydrogen dioxide present in a solution, the liquid is acidified with sulphuric acid, and then a standard solution of potassium permanganate added, until the purple tint no longer disappears. The reaction here occurring is thus represented:—

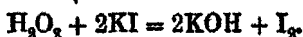


Hydrogen dioxide occurs in small quantities in the atmosphere, and has been found in rain and in snow, but the above method cannot be used for estimating its quantity in this case, as other substances contained in the air, such as the nitrites and organic matter, act upon the permanganate solution.

In this case a colorimetric method proposed by Schöne¹ may

¹ *Ber. Deutsch. Chem. Ges.* viii., 1695.

be used. It depends upon the fact that a neutral solution of hydrogen dioxide gradually liberates iodine from a neutral solution of potassium iodide, thus :—



Solutions containing small known but varying quantities of hydrogen dioxide are first prepared, and to each of these solutions, potassium iodide and starch paste are added, the degree of tint which the several solutions attain, owing to the formation of the blue iodide of starch, is then compared with that obtained in a similar way when rain water, &c., is employed.

An aqueous solution of hydrogen dioxide is an article of commerce and is used for the purpose of cleaning and bleaching old and stained engravings and oil paintings. The dioxide has also been employed as an auricome for bleaching dark-coloured hair.

OXYGEN AND CHLORINE.

OXIDES AND OXY-ACIDS OF CHLORINE.

138 Although chlorine and oxygen do not combine directly, three distinct compounds of these two elements may be obtained by indirect means. We are acquainted with no less than four compounds of chlorine with oxygen and hydrogen which are known as the oxy-acids of chlorine. Of these, the two first correspond to lower oxides of chlorine, that is, they are formed by the action of water upon them. The following are the compounds of chlorine, oxygen, and hydrogen as yet known :

Oxides.	Oxy-acids.
Chlorine monoxide $\left. \begin{array}{l} \text{Cl} \\ \text{Cl} \end{array} \right\} \text{O}$	Hypochlorous acid $\left. \begin{array}{l} \text{Cl} \\ \text{H} \end{array} \right\} \text{O}$
Chlorine trioxide $\left. \begin{array}{l} \text{ClO} \\ \text{ClO} \end{array} \right\} \text{O}$	Chlorous acid $\left. \begin{array}{l} \text{ClO} \\ \text{H} \end{array} \right\} \text{O}$
Chlorine peroxide ClO_2	Chloric acid $\left. \begin{array}{l} \text{ClO}_2 \\ \text{H} \end{array} \right\} \text{O}$
	Perchloric acid $\left. \begin{array}{l} \text{ClO}_3 \\ \text{H} \end{array} \right\} \text{O}$

Chlorine and oxygen can only be made to combine together in the presence of a basic oxide; thus, if chlorine gas be led over

dry mercuric oxide, chlorine monoxide and mercuric oxy-chloride are formed; thus :—



The same reaction takes place in presence of water, and in this case a colourless solution of the corresponding hypochlorous acid is formed.



When chlorine is passed into a cold dilute solution of an alkali such as caustic potash, instead of the free hypochlorous acid the corresponding salt, termed a hypochlorite, is formed; thus :—



If the solution of the alkali be concentrated, or if it be heated whilst the gas is passed through it, a different reaction takes place, in which a salt called a chlorate is formed; thus :—



From the potassium chlorate thus formed, the chloric acid itself can be obtained, and by reduction of this acid the oxides Cl_2O_3 and ClO_2 may be prepared. Perchloric acid is prepared by the further oxidation of chloric acid. The oxides corresponding to these two acids, viz., Cl_2O_5 and Cl_2O_7 have not yet been prepared. The oxides and oxy-acids of chlorine are unstable compounds, as indeed might be expected, owing to the feeble combining power which chlorine and oxygen exhibit towards one another; in consequence of this they act as powerful oxidizing substances, many of them being most dangerously explosive bodies, which suddenly decompose into their constituents on rise of temperature, or even on concussion. It is, however, remarkable that perchloric acid, which contains the most oxygen, is the one which is the most stable.

CHLORINE MONOXIDE OR HYPOCHLOROUS OXIDE. Cl_2O .

Density = 4.35.

139 So long ago as 1785 Berthollet noticed that chlorine could be combined with an alkali and yet preserve the peculiar bleaching power which had been previously discovered by Scheele, and it is to Berthollet that we owe the practical application of this

important property. In his first experiments on this substance he employed chlorine water, but afterwards he absorbed the gas by a solution of caustic potash; and the liquor thus obtained, called Eau de Javelles from the name of a bleach-works where it was prepared, was employed for bleaching purposes on the large scale. Berthollet described these experiments to James Watt, who was at that time staying in Paris, and he brought the news to Glasgow, where Tennant, in 1798, patented an improved process for bleaching, in which lime was employed instead of the potash, as being a much cheaper substance.¹

Up to the year 1809-10, when Gay-Lussac and Thénard propounded the view that chlorine might be considered an element, and when Davy proved that this supposition was correct, the bleaching liquors were supposed to contain oxygenated muriates of the base. Indeed their constitution remained doubtful until the year 1834, when Balard² showed that the alkaline bleaching compounds may be considered to be a mixture or combination of a chloride and a hypochlorite. According to this view Eau de Javelles has the formula $KCl + KOCl$, and bleaching powder



Preparation.—Chlorine monoxide is obtained, as seen in Fig. 83, by the action of dry chlorine gas upon cold dry oxide of mercury, which is contained in a tube (a b). The crystallized mercuric oxide can, however, not be used for this purpose, as it is not acted on by dry chlorine, and hence the precipitated oxide must be employed, it having been previously carefully washed and dried. The reaction which takes place in this case has already been described. Mercuric chloride, $HgCl_2$, is not formed in this reaction, but the oxychloride, $HgO \cdot HgCl_2$.

140 Properties.—Chlorine monoxide is a slightly yellow coloured gas (Balard), which has a peculiar penetrating smell, somewhat resembling, though distinct from, that of chlorine. By exposure to a low temperature the gas can be condensed, as in the tube (D) Fig. 83, to an orange-coloured liquid, which boils at about $+19^\circ$. If an attempt is made to seal up this liquid in the tube in which it has been prepared, or even if the tube in which it is contained be scratched with a file, it decomposes suddenly with

¹ Tennant's first patent was declared invalid three years after it had been granted, as it was proved that bleachers in Lancashire and at Nottingham had employed lime instead of potash before the year 1798.

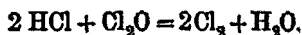
² *Ann. Chim. Phys.* lvi. 225.

a most violent explosion (Roscoe); and when poured out from one vessel to another a similar explosion takes place (Balard). It likewise explodes on heating, but not so violently, two volumes decomposing into one volume of oxygen and two of chlorine. On exposure to sunlight it remains without apparent change for some minutes and then loudly explodes, whereas, according to Gay-Lussac, it remains unaltered in diffused daylight. Many easily oxidizable bodies, such as sulphur, phosphorus, or the



FIG. 83.

metals of the alkalis, take fire in the gas or produce an explosion. The gas is also decomposed in presence of hydrochloric acid into free chlorine and water; thus:—



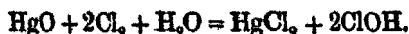
Chlorine monoxide is easily soluble in water; according to the experiments of Balard, one volume dissolving no less than 100 volumes of the gas.

HYPOCHLOROUS ACID. HClO .

141 The aqueous solution of chlorine monoxide must be considered as a solution of hypochlorous acid, a compound which in the concentrated state is unknown.

Preparation.—(1) The solution is best prepared by shaking chlorine-water with precipitated mercuric oxide, when the oxide

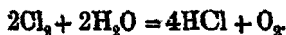
quickly dissolves and the colour of the solution disappears, thus:—



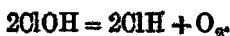
The liquid is now distilled in order to remove the mercuric chloride, and a colourless distillate is thus obtained, which, although it contains only half as much chlorine as the original chlorine water, possesses an equal bleaching power.¹

This fact is expressed in the following equations, which also indicate that the bleaching effect produced by chlorine is in reality due to a decomposition of water, the chlorine combining with the hydrogen and liberating the oxygen. It is, therefore, this latter element which is the true bleaching agent, inasmuch as it oxidizes and destroys the colouring agent.

(a) Bleaching action of chlorine water,



(b) Bleaching action of the hypochlorous acid formed from the chlorine water,



(2) An aqueous solution of hypochlorous acid is also easily obtained by adding to a solution of a bleaching compound exactly the amount of a dilute mineral acid requisite to liberate the hypochlorous acid (Gay-Lussac). For this purpose a dilute nitric acid containing about 5 per cent. of the pure acid is allowed to run slowly from a tap-burette into a filtered solution of common bleaching-powder, whilst the liquid is kept well stirred in order to prevent a local super-saturation, which would cause a liberation of the hydrochloric acid of the chloride, and thus again effect a decomposition of the hypochlorous acid into chlorine and water. If this operation be conducted with care no chlorine is evolved, or at any rate only a trace if a slight excess of nitric acid has been added, and the distillate is perfectly colourless.

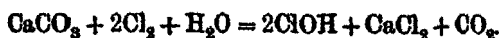
(3) Another method of obtaining the aqueous acid is to saturate a solution of bleaching-powder with chlorine, then to drive off the excess of chlorine by passing a current of air through the liquid, and then to distil. The following equation represents the reaction which here occurs:—



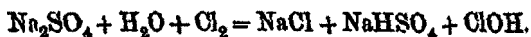
¹ Gay-Lussac, *Ann. Chim. Phys.* xliii. 161.

In place of bleaching-powder baryta water may be employed, when barium hypochlorite is at first formed, and this afterwards decomposed as shown above.¹

(4) Hypochlorous is so weak an acid that its salts are decomposed by carbonic acid, so that if chlorine gas is led into a solution of a carbonate, or passed through water containing finely divided calcium carbonate in suspension (1 part to 40 of water), no hypochlorite is formed, but only hypochlorous acid (Williamson), thus:—

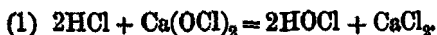


Other salts of the alkali-metals act in a similar way when a stream of chlorine is passed through their aqueous solutions; this is the case with sulphate and phosphate of sodium, in these cases an acid salt is formed; thus:—



Only dilute solutions of hypochlorous acid can be distilled without decomposition; concentrated solutions are readily decomposed either on heating or on exposure to sunlight, part splitting up into chlorine and oxygen, whilst another part undergoes oxidation, yielding chloric acid.

142 *The hypochlorites*, like the acid, are unstable compounds, which in the pure state are almost unknown. Of these the most important is contained in bleaching-powder as calcium hypochlorite, $\text{Ca}(\text{OCl})_2$, and it is to the presence of this compound that the bleaching properties of the body are due, inasmuch as when either hydrochloric or sulphuric acid is added a quantity of chlorine equal to that contained in the compound is evolved. In the first case half the chlorine is derived from the hypochlorite, the other half from the hydrochloric acid, which first liberates hypochlorous acid, and then decomposes it into chlorine and water, thus:—



If sulphuric acid is used, the result is the same, as this acid decomposes the calcium chloride; thus:—



¹ Williamson, *Chem. Soc. Mem.* ii. 234.

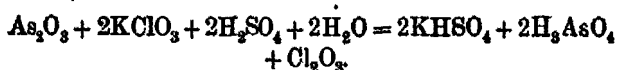
CHLORINE TRIOXIDE, $\left. \begin{array}{l} \text{ClO} \\ \text{ClO} \end{array} \right\} \text{O}$. Density = 59.21.

143 Chlorine trioxide is a greenish yellow unstable gas, discovered by Millon in the year 1843,¹ obtained by the reduction of chloric acid. This can be effected in any of the following ways:—

Preparation.—(1) Four parts of potassium chlorate are mixed with 3 parts of powdered arsenic trioxide, As_2O_3 , and water added to the mixture so as to form a thin paste; the paste is then gently heated in a flask containing dilute nitric acid of sp. gr. 1.327 (12 parts) and 4 parts of water (Millon). The arsenic trioxide is hereby oxidized to arsenic acid, and the nitric acid HNO_3 , at the same time reduced to nitrogen trioxide, this in its turn acting as a reducing agent upon the chloric acid (Millon); thus:—



(2) A mixture of arsenic trioxide, chlorate of potash, and sulphuric acid which is diluted with half its volume of water also evolves chlorine trioxide violently, but without danger, (Brandau); thus:—



(3) In place of arsenic trioxide cane-sugar may be employed, as this substance is oxidized in the presence of nitric acid, nitrogen trioxide being formed, and this again acting as a reducing agent upon the chloric acid as already described. For this purpose a mixture is made of 4 parts of potassium chlorate, $1\frac{1}{2}$ part of cane-sugar, 6 parts of nitric acid having a specific gravity of 1.3, and 7 parts of water. This mixture is placed in a water bath and heated to 75° , when a regular stream of chlorine trioxide gas is evolved.²

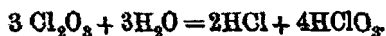
(4) Chloric acid is also easily reduced to chlorine trioxide by hydrocarbons such as benzole (Carius). To obtain the gas in this way, 10 parts of benzole are gently heated in 100 parts of extremely concentrated sulphuric acid, the acid mixture diluted with 100 parts of water, and 12 parts of finely powdered potassium chlorate added; the action begins spontaneously, but it is best to heat the mixture at once to 50° , when the trioxide

¹ Ann. Chim. Phys. [3] vii. 298.

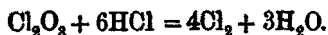
² Schiöl, Ann. Chem. Pharm. cix. 317.

is evolved in large quantities (Brandau). Instead of benzole, naphthalene may also be employed (Th. Hermann).

. . 144 *Properties.*—Chlorine trioxide is a greenish yellow gas, which has a very pungent smell, even more irritating than that of chlorine, and attacking the organs of respiration very violently. Its specific gravity is 4.046, and hence its experimental density is 58.4, whilst the molecular formula, Cl_2O_3 , requires the number 59.21.¹ When exposed to low temperatures it condenses to a mobile reddish brown liquid, having a specific gravity of 1.33 at 0°, and entering into ebullition slightly above this temperature. Even when preserved in the dark this liquid undergoes change after some time, chlorine peroxide being formed, the presence of this substance raising the boiling point of the liquid. Liquid chlorine trioxide is a very dangerous substance, the most violent explosions being brought about by most trivial causes. Thus, for instance, Brandau observed that a drop which fell from a height of 20 cm. into a beaker shattered the glass with a sharp detonation. The same decomposition takes place when this substance is brought in contact with sulphur, phosphorus, arsenic, and other easily oxidizable substances. When the moist gas is exposed to sunlight it decomposes slowly into chlorine, oxygen, and perchloric acid. Chlorine trioxide dissolves easily in water, imparting to the solution a deep yellow colour. 100 parts of water dissolve at 8°5, and under a pressure of 752.9 mm. 4.7665 grams of the gas, and at 23° and under 760 mm. 5.6580 (Brandau). Contrary to the usual law of the solubility of gases, chlorine trioxide appears to be more soluble in hot than in cold water; but this exception can be readily explained, inasmuch as warm water decomposes the trioxide, converting it into hydrochloric and chloric acids, thus:—



The hydrochloric acid thus formed then acts again on the trioxide, and chlorine is liberated, thus:—

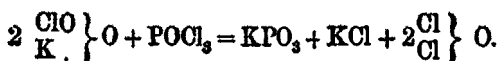


When brought in contact with water between 0° and 4°, chlorine trioxide forms a solid hydrate, the composition of which has not as yet been ascertained.

¹ Brandau, *Ann. Chem. Pharm.* cli. 340.

CHLOROUS ACID, HClO_2 .

145 This acid, like hypochlorous acid, is only known in aqueous solution, and is obtained by dissolving the trioxide in cold water. It neutralizes the caustic alkalies, but does not decompose alkaline carbonates. The chlorites of the alkaline metals are soluble in water, and from their solutions the insoluble, or difficultly soluble chlorites of silver and of lead may be prepared by double decomposition, as yellow crystalline powders. All the chlorites are very easily decomposed. Thus if the lead-salt is heated for a short time to 100° , it decomposes with detonation; and if it is rubbed in a mortar with sulphur or certain metallic sulphides, ignition occurs. The soluble chlorites possess a caustic taste, similar to that of the acid, and bleach vegetable colouring matters, even after addition of arsenious acid. This latter reaction serves to distinguish them from the hypochlorites. When potassium chlorite is treated with phosphorus oxychloride, chlorine monoxide is given off, thus:—

CHLORINE PEROXIDE. ClO_2 . Density = 3.3645.

146 This gas was first prepared and examined by Davy in 1815; it was obtained by him by the action of strong sulphuric acid on potassium chlorate. In preparing this substance special precautions must be taken, as it is a highly explosive and dangerous body.

Preparation.—Pure powdered potassium chlorate is for this purpose thrown little by little into concentrated sulphuric acid contained in a small retort. After the salt is dissolved, the retort is gently warmed in warm water. In this reaction chloric acid is in the first instance liberated, and this decomposed as follows into perchloric acid, chlorine peroxide and water, thus:—



Properties.—The heavy dark yellow gas thus given off must be collected by displacement, as it decomposes in contact with mercury and is soluble in water; it possesses a peculiar smell, resembling that of chlorine and burnt sugar. When exposed to

cold the gas condenses to a dark-red liquid, which boils¹ at + 9°, and at -79° freezes to an orange-coloured crystalline mass. The gaseous, and especially the liquid and solid peroxide undergo sudden decomposition, frequently exploding most violently, hence their preparation requires extreme care. In order to obtain an aqueous solution of the gas, a mixture of potassium chlorate and oxalic acid may be heated in a water bath to 70°, the mixture of chlorine peroxide and carbon dioxide then evolved being passed into water.² The following equation represents the action here occurring:—



Chlorine peroxide can be preserved without change in the dark; it is, however, slowly decomposed into its elementary constituents when exposed to light, and this decomposition takes place quickly and with explosion when an electric spark is passed through the gas, two volumes of the gas yielding one volume of chlorine and two of oxygen.

When phosphorus, ether, sugar, or other easily combustible substances are thrown into the gas they take fire spontaneously. This oxidizing action of chlorine peroxide is well illustrated by the following experiments. About equal parts of powdered white sugar and chlorate of potash in powder are carefully mixed together with a feather on a sheet of writing paper, the mixture then brought on a plate or stone placed in a draught chamber, and a single drop of strong sulphuric acid allowed to fall upon the mixture, when a sudden ignition of the whole mass occurs. This is caused by the liberation of chlorine peroxide, which sets fire to a particle of sugar, and the ignition thus commenced quickly spreads throughout the mass, and the sugar is all burnt at the expense of the oxygen of the chlorate. The combustion of phosphorus can be brought about under water by a similar reaction: for this purpose some crystals of chlorate of potassium and a few small lumps of yellow phosphorus are thrown into a test glass half filled with water, and a small quantity of strong sulphuric acid allowed to flow through a tube funnel to the lower part of the glass where the solids lie. As soon as the acid touches the chlorate, chlorine peroxide is evolved, and this gas on coming in contact with the phosphorus oxidizes it, and bright flashes of light are given off.

¹ Pebal. *Ann. Chem. Pharm.* clxxvii. 1.

² Calvert and Davies, *Journ. Chem. Soc.* ii. 193.

Water at 4° dissolves about twenty times its volume of chlorine peroxide gas, forming a bright yellow solution, whilst at lower temperatures a crystalline hydrate is formed. If this aqueous solution is saturated with an alkali, a mixture of chlorite and chlorate is formed; thus:—

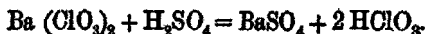


When potassium chlorate is treated with hydrochloric acid a yellow gas is evolved, first prepared by Davy, considered by him to be a distinct oxide of chlorine, and termed *Euchlorine*. It has, however, recently been shown by Pebal¹ that this body is a mixture of free chlorine and chlorine peroxide in varying proportions. This mixture possesses even more powerful oxidizing power than chlorine itself, and is therefore largely used as a disinfectant, being not only very effective in removing by oxidation putrescent matter in the air, but being at the same time very easily prepared.

CHLORIC ACID. HClO_3 .

147 Chloric acid is the most important member of the series of chlorine oxy-acids. It was discovered by Berthollet in 1786, and it is obtained when the lower acids or aqueous solutions of the oxides of chlorine are exposed to light.

Preparation.—Chloric acid is best prepared by decomposing barium chlorate with an equivalent quantity of pure dilute sulphuric acid (Gay-Lussac, 1814); thus:—



The clear solution of chloric acid must be poured off from the deposited precipitate of barium sulphate, and carefully evaporated *in vacuo* over strong sulphuric acid. The residue thus prepared contains forty per cent. of pure chloric acid corresponding to the formula $\text{HClO}_3 + 7\text{H}_2\text{O}$. When attempts are made to concentrate the acid beyond this point, the chloric acid undergoes spontaneous decomposition with rapid evolution of chlorine and oxygen gases, and formation of perchloric acid. Chloric acid can also be prepared by decomposing potassium chlorate with hydrofluosilicic acid, H_2SiF_6 , when insoluble potassium fluosilicate, K_2SiF_6 , is precipitated, and the chloric acid remains in solution together with an excess of hydrofluosilicic acid. This

¹ *Ann. Chem. Pharm.* cixvii. 1.

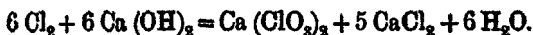
can be removed by the addition of a little silica and by subsequent evaporation when the fluorine passes away as gaseous tetrafluoride of silicon, SiF_4 , and the pure chloric acid can be poured off from the silica, which settles as a powder to the bottom of the vessel.

148 Properties.—The acid obtained in this way in the greatest state of concentration does not rapidly undergo change at the ordinary temperature, but it forms perchloric acid on standing for some time exposed to light. Organic bodies such as wood or paper decompose the acid at once, and are usually so rapidly oxidized as to take fire. Aqueous chloric acid is colourless, possesses a powerful acid reaction and a pungent smell, and bleaches vegetable colours quickly. It is a monobasic acid, that is, it contains only one atom of hydrogen capable of replacement by a metal, and a series of salts are thus formed which are termed

The Chlorates.—Of these salts potassium chlorate (or chlorate of potash), KClO_3 , is the most important. It is easily formed by passing chlorine in excess into a solution of caustic potash; thus:—



The chlorate is much less soluble in water than the chloride formed at the same time, so that by concentrating the solution the chlorate is deposited in tabular crystals, which may be purified from adhering chloride by a second crystallization. Other chlorates can be prepared in a similar way, thus, for instance, calcium chlorate is obtained by passing a current of chlorine into hot milk of lime when the following reaction occurs:—



All the chlorates are soluble in water, and many deliquesce on exposure to the air. The potassium salt is one of the least soluble salts, 100 parts by weight of water at 0° dissolving about 3.3 parts of this salt, whilst water at 15° dissolves twice this amount. A chlorate is recognized by the following tests:—

(1) Its solution yields no precipitate with silver nitrate, but on ignition the salt gives off oxygen gas, and a solution of the residual salt (a chloride) gives a white precipitate on addition of nitric acid.

(2) To the solution of the chlorate a few drops of indigo

solution are added, the liquid acidulated with sulphuric acid, and sulphurous acid (or sodium sulphite dissolved in water) added drop by drop. If a chlorate be present the blue colour is discharged, because the chloric acid is reduced to a lower oxide.

(3) Dry chlorates treated with strong sulphuric acid yield a yellow explosive gas (ClO_2).

The composition of the chlorates has been very carefully determined by Stas¹ and Marignac.² The following numbers give the percentage composition of silver chlorate according to the analyses of Stas :—

Chlorine	:	18.5257
Oxygen	:	25.0795
Silver	:	56.3948
		100.000

If we now divide these numbers by the combining weights of their respective elements, we obtain as the proportion between the atoms of the elements as follows :—

$$\frac{18.5257}{35.37} = 0.5238$$

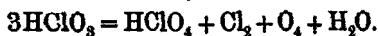
$$\frac{25.0795}{15.96} = 1.5714$$

$$\frac{56.3948}{107.66} = 0.5238$$

Or exactly in the proportion of one of chlorine, one of silver, and three of oxygen; and hence the simplest formula for the compound is AgClO_3 .

PERCHLORIC ACID, HClO_4 .

. 149 This acid was discovered by Stadion in 1816; it is formed by the decomposition of chloric acid on exposure to heat or light, thus :—



It is best prepared from potassium perchlorate, which can be obtained in any quantity from the chlorate. We have already remarked under oxygen, that when potassium chlorate is heated the fused mass slowly gives off oxygen, and a point is

¹ *Nouvelles Recherches Chimiques sur les Lois des Proportions*, 208.

² *Bull. Univ.* xlv. 347.

reached at which the whole mass becomes nearly solid, owing to the formation of perchlorate, thus :—



The mass is then allowed to cool, powdered, and well washed with water, to remove the greater part of the chloride formed. In order to get rid of the unaltered chlorate, the crystalline powder is heated with warm hydrochloric acid so long as chlorine and chlorine peroxide gases are evolved: a subsequent washing with water removes the remainder of the chloride, and the pure, sparingly-soluble perchlorate is left.

Preparation.—In order to prepare perchloric acid, the pure dry potassium salt is distilled in a small retort with four times its weight of concentrated (previously boiled) sulphuric acid. At a temperature of 110° dense white fumes begin to be evolved, whilst a colourless or slightly yellow liquid, consisting of pure perchloric acid, HClO_4 , distils over (Roscoe).¹ If the distillation be continued, this liquid gradually changes into a white crystalline mass, having the composition $\text{HClO}_4 + \text{H}_2\text{O}$. The formation of this latter body can be readily explained; a portion of the pure perchloric acid splits up during the distillation into the lower oxides of chlorine and water, which latter combines with the pure acid already formed. When the crystalline hydrate is again heated it decomposes into the pure acid, which distils over, and into an aqueous acid which boils at 203° , and therefore remains behind in the retort. This reaction is employed in the preparation of the pure acid, HClO_4 , as that obtained by the first preparation is generally rendered impure by sulphuric acid carried over mechanically.

Properties.—Pure perchloric acid is a volatile colourless or slightly yellow mobile liquid, which does not solidify at -35° , and at $15^\circ.5$ has a specific gravity of 1.782. It is strongly hygroscopic, quickly absorbing moisture from the air, and therefore emitting dense white fumes of the hydrated acid. When poured or dropped into water it dissolves, combining with the water with such force as to cause a loud hissing sound and a considerable evolution of heat. A few drops thrown upon paper and wood cause an instantaneous and almost explosive inflammation of these bodies; and if the same quantity be allowed to fall upon dry charcoal, the drops decompose with an explosive violence which is almost equal to that observed in the case of chloride

¹ *Chem. Soc. Journ.* xvi. 82 (1868).

of nitrogen. If the pure acid, even in very small quantity, come in contact with the skin it produces a serious wound, which does not heal for months. Perchloric acid undergoes decomposition on distillation; the originally nearly colourless acid becomes gradually darker, until it attains the tint of bromine, and at last suddenly decomposes with a loud explosion. The composition of the substance which is here formed is unknown. The pure acid also undergoes spontaneous and explosive decomposition when preserved for some days even in the dark.

The methods employed in fixing the composition of this acid may here be referred to as illustrating the mode by which the quantitative analysis of similar bodies is carried out.

A quantity of the pure acid (HClO_4) is sealed up in a small glass bulb (Fig. 84), whose weight has been previously ascertained, and the bulb and acid carefully weighed. The sealed points of the tube are then broken, the acid diluted with water, and the aqueous solution saturated with a slight excess of solution of potassium carbonate. Acetic acid is next added in slight excess, and the whole evaporated to dryness on a water bath. The potassium acetate being



Fig. 84.

soluble, and the potassium perchlorate being insoluble in absolute alcohol, the whole of the latter salt formed by the neutralization of the acid is obtained in the pure state by washing the dry mass with absolute alcohol and drying the residue at 100° . Thus it was found that 0.7840 gram of the acid thus treated yielded 1.0800 gram of potassium salt, corresponding to 0.7837 gram of pure perchloric acid, or the acid under analysis contained 99.85 per cent. of HClO_4 , provided, of course, that the salt obtained really had the composition indicated by the formula, KClO_4 . In order to obtain evidence on this point, the quantities of oxygen, chlorine, and potassium contained in the salt were determined as follows:—

(1) 0.9915 gram of the dry salt was mixed with pure dry oxide of iron, and the mixture heated in a long tube of hard glass, the weight of which, when thus filled, was determined. The presence of the oxide of iron enabled the perchlorate to yield up its oxygen at a lower temperature than it would

have done if heated alone. The loss of weight which the tube experiences on heating represents the total weight of oxygen contained in the salt; in this case it amounted to 0.4570 gram.

(2) The residue is next completely exhausted with warm water, and the chlorine precipitated in the solution as silver chloride; in the above analysis 0.7683 gram of pure silver was needed for complete precipitation, and this corresponds to 0.2524 gram of chlorine.

(3) 0.3165 gram of the salt was next carefully heated with an excess of pure sulphuric acid, and the residue strongly ignited. In this way the potassium perchlorate is converted into sulphate, which was found to weigh 0.2010 gram.

From these numbers the percentage composition of the salt can be easily obtained, and the results, as shown below, are found to correspond, within the unavoidable errors of experiment, with the numbers calculated from the formula :—

Analysis of Potassium Perchlorate.

		Calculated.		Found.
Chlorine . . .	Cl	35.37	25.58	25.46
Oxygen . . .	O ₄	63.84	46.18	46.09
Potassium . . .	K	39.04	28.24	28.58
		<hr/>	<hr/>	<hr/>
		138.25	100.00	100.13
		<hr/>	<hr/>	<hr/>

.150 Hydrates of Perchloric Acid.—The monohydrate $\text{HClO}_4 + \text{H}_2\text{O}$, whose mode of formation has been mentioned, is obtained in the pure state by the careful addition of water to the pure acid HClO_4 , until the crystals make their appearance. This substance, discovered by Serullas, was formerly supposed to be the pure acid; it melts at 50° and solidifies at this temperature again in colourless needle-shaped crystals, often several inches in length. The liquid emits dense white fumes on exposure to the air, and oxidizes paper, wood, and other organic bodies with rapidity.

As has been stated, the monohydrate decomposes at a higher temperature into the pure acid, and a thick oily liquid, which possesses a striking resemblance to sulphuric acid, boils at 203° , and has a specific gravity of 1.82. This liquid contains 71.6 per cent. of HClO_4 , and does not correspond to any definite hydrate. An acid of the same composition, and possessing the

same constant boiling point, is obtained when a weaker acid is distilled, the residue then becomes more and more concentrated, until the above composition and boiling point is reached. Aqueous perchloric acid, therefore, exhibits the same relations in this respect as the other aqueous acids.

Perchlorates.—Perchloric acid is a powerful monobasic acid, forming a series of salts, termed the perchlorates, which are all soluble in water, and a few of which are deliquescent. Potassium perchlorate, $KClO_4$, and rubidium perchlorate, $RbClO_4$, are the least soluble of the salts, one part of the former dissolving in 58, and the latter requiring 92 parts of water at 21° for solution. Both these salts are almost insoluble in absolute alcohol, and they may be, therefore, employed for the quantitative estimation of the metal.

The perchlorates are distinguished from the chlorates by the following reactions:—

- (1) They undergo decomposition at a higher temperature than the chlorates.
- (2) They are not acted upon by hydrochloric acid.
- (3) They do not yield an explosive gas, ClO_2 , when heated with strong sulphuric acid.

OXYGEN AND BROMINE.

OXY-ACIDS OF BROMINE.

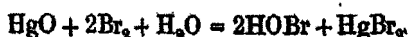
151 No compound of bromine and oxygen has as yet been obtained, but several oxy-acids corresponding to those of chlorine are known; viz. :—

Hypobromous Acid, $HBrO$.
 Bromic Acid, $HBrO_3$.
 Perbromic Acid, $HBrO_4$.

HYPOBROMOUS ACID, $HBrO$.

This acid together with its salts, termed the hypobromites, are formed, in a similar manner to hypochlorous acid, by the action of bromine on certain metallic oxides (Balard). Thus if bromine water be shaken up with mercuric oxide, and if the yellow liquid thus formed be treated successively with bromine and the oxide,

a solution is obtained which contains in every 100 cbc. 6.2 per cent. of bromine combined as hypobromous acid, the reaction being as follows :—



The greater part of the hypobromous acid contained in this strong solution is decomposed on distillation into bromine and oxygen. It can, however, be distilled *in vacuo* at a temperature of 40° without undergoing this change.¹

Aqueous hypobromous acid is a light straw yellow coloured liquid, closely resembling in its properties hypochlorous acid, acting as a powerful oxidizing agent and bleaching organic colouring matters.

When bromine is added to milk of lime, the compound $\text{CaBr}_2 + \text{Ca}(\text{OBr})_2$, a substance similar to bleaching powder is formed and this salt is termed *bromide of lime*.

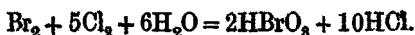
BROMIC ACID, HBrO_3 .

152 When bromine is dissolved in caustic potash or soda, a colourless solution is produced which contains a mixture of a bromide and a bromate; thus :—

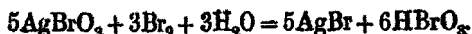


The difficultly soluble potassium bromate may be easily separated by crystallization from the very soluble bromide. Potassium bromate is also formed when bromine vapour is passed into a solution of potassium carbonate which has been saturated with chlorine gas.

Preparation.—Free bromic acid is formed when chlorine is passed into bromine water; thus :—

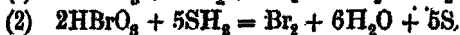
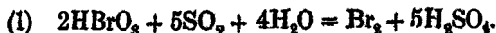


The acid is, however, best obtained by the decomposition of the slightly soluble silver bromate. This salt is thrown down on the addition of nitrate of silver to a solution of a soluble bromate; the precipitate thus prepared is well washed with water and then treated with bromine; bromic acid remains in solution and the insoluble silver bromide is thrown down; thus :—



¹ Dancer, *Chem. Soc. Journ.* xv. 477.

Properties.—Obtained according to the foregoing methods, bromic acid is a strongly acid liquid reddening and ultimately bleaching litmus paper. On concentration at 100° the aqueous acid decomposes into bromine and oxygen, and it is at once decomposed by reducing agents such as sulphur dioxide and sulphuretted hydrogen, as also by hydrobromic acid, the following reactions taking place:—



Hydrochloric and hydriodic acids decompose bromic acid in a similar manner with formation of the chloride or iodide of bromine.

The bromates are as a rule difficultly soluble in water, and decompose on heating into oxygen and a bromide, but unlike the chlorates no perbromate is formed in the process.

PERBROMIC ACID, HBrO_6

This substance is stated by Kämmerer¹ to be formed by the action of bromine on dilute perchloric acid, the bromine liberating chlorine. Other observers have, however, failed to obtain the substance by this means, and the existence of the acid and of its salts is, therefore, somewhat uncertain.

OXYGEN AND IODINE.

OXIDES AND OXY-ACIDS OF IODINE.

153 Only one oxide of iodine is known with certainty. This is the pentoxide I_2O_5 , which unites with water to form iodic acid, HIO_3 . Besides these, hydrated periodic acid, $\text{HIO}_4 + 2\text{H}_2\text{O}$ is known.

IODINE PENTOXIDE, I_2O_5 AND IODIC ACID, HIO_3 .

This acid was discovered by Davy in the form of potassium iodate, which he obtained by the action of iodine on caustic potash; thus:—



¹. *Journ. Prakt. Chem.* xc. 190.

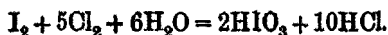
Preparation.—(1) Free iodic acid is best obtained by dissolving iodine in pure boiling concentrated nitric acid, which oxidizes it as follows:—



For this purpose 1 part of iodine is heated in a retort with 10 parts of the acid until the whole of the iodine is dissolved, and no further evolution of red fumes takes place. The solution is then evaporated and the residue heated to 200° until every trace of nitric acid is removed. The iodic acid thus loses water, and a white powder of iodic pentoxide I_2O_5 is obtained. It has a specific gravity of 4.487, and when heated to 300° decomposes into iodine and oxygen. This substance is very soluble in water, dissolving with evolution of heat and from the thick syrupy solution thus obtained rhombic crystals of Iodic acid, HIO_3 , are deposited.

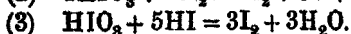
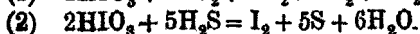
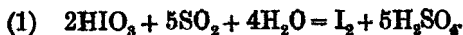
(2) Iodic acid can also be obtained by the action of dilute sulphuric acid on barium iodate, which is prepared as follows: the requisite quantity of iodine is dissolved in a hot concentrated solution of potassium chlorate and a few drops of nitric acid added; immediately a violent evolution of chlorine gas commences, and, on cooling, the potassium iodate crystallizes out. This salt is then dissolved in water and to the solution barium-chloride is added, when barium iodate separates out as a white powder.

(3) Iodic acid is likewise formed when chlorine is passed into water in which iodine in powder is suspended; thus:—



In order to separate the hydrochloric acid which is at the same time formed, precipitated oxide of silver is added until the acid is completely precipitated as the insoluble silver chloride.

Properties.—Crystallized iodic acid has a specific gravity at 0° of 4.629; it is insoluble in alcohol, but easily soluble in water. The concentrated aqueous solution boils at 104°,¹ and first reddens, and then bleaches litmus paper. Phosphorus, sulphur, and organic bodies deflagrate when heated with iodic acid or with the pentoxide. Sulphur dioxide or sulphuretted hydrogen as well as hydriodic acid reduces iodic acid with separation of iodine; thus:—



¹ Ditte, *Ann. Chem. Phys.* [4] xxi. 5.

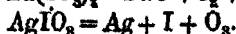
The Iodates.—Iodic acid is a monobasic acid, and is distinguished from chloric acid and bromic acid by the fact that it forms not only the normal salts, but salts which are termed acid- or hydrated-salts, which must be regarded as molecular compounds of the acid with a normal salt. Thus the following potassium salts are known :—

Normal potassium iodate KIO_3 .

Acid potassium iodate $\text{KIO}_3, \text{HIO}_3$.

Di-acid potassium iodate $\text{KIO}_3, 2\text{HIO}_3$.

The normal iodates are chiefly insoluble or difficultly soluble in water; the more soluble are those of the alkaline metals. On heating they decompose either into oxygen and an iodide, or oxygen and iodine are given off whilst either an oxide or the metal remains behind; thus :—



In order to detect iodic acid the solution acidified with hydrochloric acid is mixed with a small quantity of starch paste and then an alkaline sulphite or a solution of sulphurous acid added drop by drop, thus liberating iodine which forms with the starch the blue iodide.

Sodium iodate occurs in nature associated with sodium nitrate in chili saltpetre, and iodic acid is not unfrequently met with in nitric acid prepared from this source.

PERIODIC ACID, HIO_4

154 This substance was discovered by Magnus,¹ and subsequently investigated by other chemists, especially by Ammermüller and Rammelsberg. Normal periodic acid, HIO_4 , is not known. The hydrate H_5IO_6 or $\text{HIO}_4 + 2\text{H}_2\text{O}$ is formed either by the action of iodine on aqueous perchloric acid, thus :—



or by the decomposition of silver periodate with bromine.

Periodic acid is a colourless transparent crystalline deliquescent solid which melts at 133° and at 140° is completely decomposed into iodine pentoxide, water, and oxygen. The aqueous solution has a strong acid reaction and it acts upon reducing agents in a similar way to iodic acid.

¹ *Pogg. Ann.* xxviii. 514.

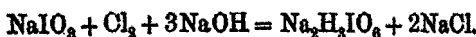
The *periodates* form a very singular series of compounds possessing as a rule a very complicated composition. They may be divided into four classes. (1) The meta-periodates; (2) the meso-periodates, (3) the para-periodates and (4) the di-periodates. The meta-periodates are derived from the normal acid HIO_4 , which as yet has not been isolated, the meso-periodates from the hydrate H_3IO_5 or $\text{HIO}_4 \cdot \text{H}_2\text{O}$ which has likewise not been obtained whilst the para salts are derived from the ordinary acid, H_5IO_6 . The di-periodates form another hydrate,



Besides these salts there are others the constitution of which is still more complicated, as for instance, $\text{Zn}_4\text{I}_2\text{O}_{11}$ or $4\text{ZnO} + \text{I}_2\text{O}_7$. The following are some of the best known periodates.

- (1) Potassium meta-periodate KIO_4 .
- (2) Silver meso-periodate Ag_3IO_5
Lead meso-periodate $\text{Pb}_3(\text{IO}_5)_2$.
- (3) Acid silver para-periodate $\text{Ag}_2\text{H}_3\text{IO}_6$
Acid sodium para-periodate $\text{Na}_2\text{H}_3\text{IO}_6$
Normal barium para-periodate $\text{Ba}_3(\text{IO}_6)_2$.
- (4) Silver di-periodate $\text{Ag}_4\text{I}_2\text{O}_9$.

The periodates can be obtained in several ways. Thus if chlorine be allowed to act upon a mixture of sodium iodate and caustic soda, sodium periodate and chloride of sodium are formed; thus:—



Another means of obtaining the periodates is by heating barium iodate; thus:—



This barium periodate may be heated to redness without decomposition, whilst the other periodates are decomposed at this temperature with evolution of oxygen. The periodates are as a rule but slightly soluble in water. Their solution slightly acidified with nitric acid gives with silver nitrate a dark brown precipitate of normal silver para-periodate Ag_3IO_6 soluble in nitric acid, from which solution on evaporation reddish yellow crystals of silver meta-periodate AgIO_4 separate out, and this substance on being brought in contact with water decomposes into the free acid and the di-periodate $\text{Ag}_4\text{I}_2\text{O}_9$.

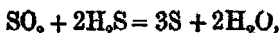
SULPHUR. S = 31.98, Vapour Density = 15.99.

155 SULPHUR has been known from the earliest times as it occurs in the free or native state, in the neighbourhood of extinct as well as of active volcanoes. It was formerly termed Brimstone or Brennestone; and was considered by the alchemists to be the principle of combustibility, and believed by them to represent the alterability of metals by fire. The compounds of this element occur in nature in much larger quantities, and are much more widely distributed than sulphur itself. The compounds of sulphur with the metals, termed *sulphides*, and those with the metal and oxygen termed *sulphates* are found in large quantities in the mineral kingdom. The more important compounds of sulphur occurring in nature are the following:—

(1) *Sulphides*. Iron pyrites FeS_2 ; copper pyrites CuFeS_2 ; galena PbS ; cinnabar HgS ; blende ZnS ; grey antimony Sb_2S_3 ; realgar As_2S_3 ; orpiment As_2S_3 .

(2) *Sulphates*. Gypsum $\text{CaSO}_4 + 2\text{H}_2\text{O}$; gypsum anhydrite CaSO_4 ; heavy spar BaSO_4 ; kieserite $\text{MgSO}_4 + \text{H}_2\text{O}$; bitter spar $\text{MgSO}_4 + 7\text{H}_2\text{O}$; glauber salt $\text{Na}_2\text{SO}_4 + 10\text{H}_2\text{O}$; green vitriol $\text{FeSO}_4 + 7\text{H}_2\text{O}$.

Volcanic gases almost always contain sulphur dioxide and sulphuretted hydrogen, and when they come in contact these two gases mutually decompose with the deposition of sulphur; thus:—



and it is very probable that native sulphur is formed by the above reaction. The apparatus shown in Fig. 85 serves to exhibit this singular formation of a solid substance from two colourless gases. The sulphuretted hydrogen gas evolved in the bottle (C) is passed into the large flask (A) into which is led at the same time sulphur dioxide from the small flask (B). The walls of the large flask are soon seen to become coated with a yellow deposit of sulphur. To avoid the escape of the fumes into the room, the experiment is made near a down-draught as shown in the figure.

Sulphur compounds are also found widely distributed in the vegetable and animal world, in certain organic compounds such as the volatile oils of mustard and of garlic, and in the acids occurring in the bile. In small quantities also sulphur occurs in hair, and wool, whilst it is contained to the amount of about

1 per cent. in all the albuminous substances which form an important constituent of the animal body.

Almost all the sulphur of commerce comes from Italy where it is found in the Romagna and in other parts of the continent, but especially in very large quantities in the volcanic districts of the island of Sicily, where it occurs in wide-spread masses found chiefly on the south of the Madonia range stretching over the whole of the provinces of Caltanissetta and Girgenti, and over a portion of Catania. No fewer than 250 distinct sulphur workings exist in Sicily, from which the annual production in the year 1872 amounted to 93 millions of kilos. The deposits of Sicilian sulphur, occur in the tertiary formation

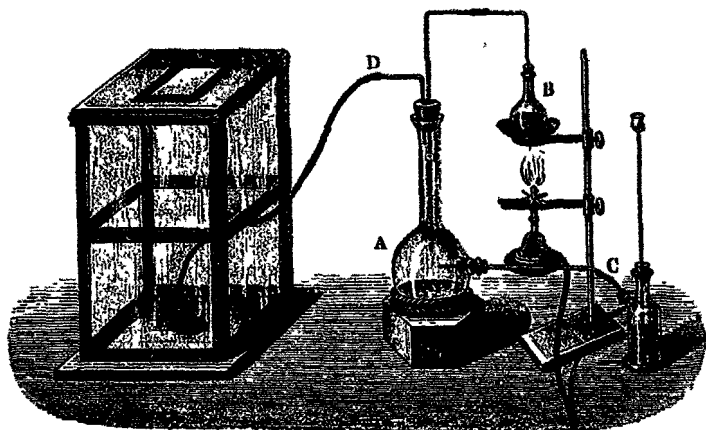


FIG. 85.

lying imbedded in a matrix of marl, limestone, gypsum, and celestine. The sulphur occurs partly in transparent yellow crystals termed *virgin sulphur* and partly in opaque crystalline masses, to which the name of *volcanic sulphur* is given. Both these varieties are separated from the matrix by a simple process of fusion. The method described in most of the treatises on chemistry, in which the sulphur ore is represented as being placed in earthenware pots in a furnace, the sulphur distilling out into other pots placed outside the furnace, appears to be unknown in Sicily. In the Romagna an apparatus made of cast-iron and provided with a receiver of the same material is employed, but in Sicily a very simple method of melting out

the sulphur has long been, and still continues to be, in vogue. This old process consists in placing a heap of the ore in a round hole dug in the ground averaging from 2 to 3 metres in diameter and about one-half metre in depth. Fire is applied to the heap in the evening, and in the morning a quantity of liquid sulphur is found to have collected in the bottom of the hole; this is then ladled out, the combustion being allowed to proceed further until the whole mass is burnt out. By this process only about one-third of the sulphur contained in the ore is obtained whilst the remaining two-thirds burns away evolving clouds of sulphurous acid.

This rough and wasteful process has recently been greatly improved by increasing the quantity of ore burnt at a




FIG. 86.

given time, the excavation being made 10 metres in diameter, with a depth of $2\frac{1}{2}$ metres, and so arranged (on the side of a hill, for instance,) that an opening can be made from the lowest portion of the hole so that the sulphur, as it melts, may flow out. These holes are built up with masses of gypsum and the inside covered with a coating of plaster of Paris (see Fig. 86). The *calcaroni*, as these kilns are termed, are then filled with the sulphur ore which is built up on the top into the form of a cone, and air channels (b b b) are left in the mass by placing large lumps of the ore together. The whole heap is then coated over with powdered ore, (c c) and this again covered with a layer of burnt-out ore, after which the sulphur is lighted at the bottom

By permitting the heat to penetrate very slowly into the mass, the sulphur is gradually melted, and running away by the opening (a) at the bottom of the heap, is cast into moulds. By this process, which takes several weeks to complete, the richest ores, containing from 30 to 40 per cent, may be made to yield from 20 to 25 per cent. of sulphur, whilst common ores, containing from 20 to 25 per cent., yield from 10 to 15 per cent. of sulphur, the remaining portion of the sulphur being used up for combustion.

Other methods of extraction by means of solvents, such as disulphide of carbon, or by the use of ordinary fuel instead

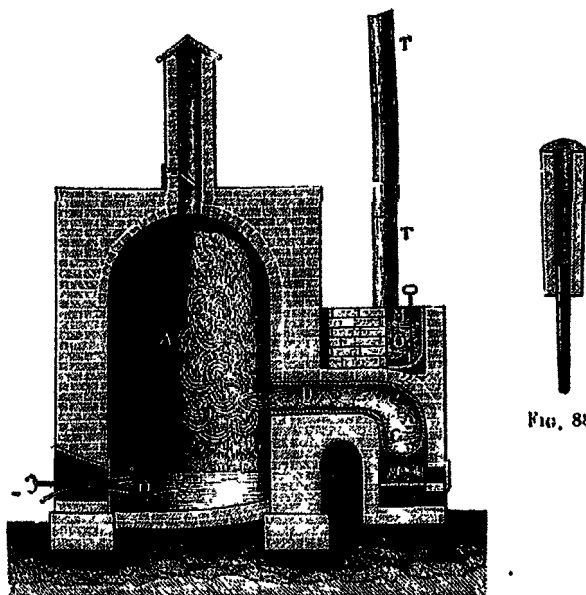


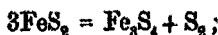
FIG. 87.

of sulphur itself, as a source of heat, have been proposed, but from the nature of the country and its inhabitants, these have not yet proved successful in Sicily, and the raw sulphur still remains the cheapest fuel for the purpose.

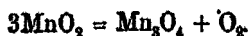
156 Refining of Sulphur.—Commercial Sicilian sulphur contains about 3 per cent. of earthy impurities which can be removed by distillation, the arrangement being shown in Fig. 87. The sulphur is melted in an iron pot (M) and runs from this by means of a tube into the iron retort (G) where it is heated to the boiling point; the vapour of the sulphur then passes into

the large chamber (A) which has a capacity of 200 cubic metres. In this chamber the sulphur is condensed, to begin with, in the form of a light yellow crystalline powder termed *flowers of sulphur*, just as aqueous vapour falls as snow when the temperature suddenly sinks below 0°. After a time the chamber becomes heated above the melting point of sulphur, and then it collects as a liquid which can be drawn off by means of the opening (o). It is then cast in slightly conical wooden moulds, seen in Fig. 88, and is known as *roll sulphur*, or *brimstone*. It is frequently also allowed to cool in the chamber and then obtained in large crystalline masses, known in the trade as *block sulphur*.

In France, Germany, and Sweden, sulphur is also obtained by the distillation of iron pyrites, FeS_2 . This method, which was described by Agricola in his work *De Re Metallica*, depends on the following decomposition of the pyrites;—

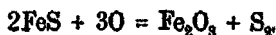


and the change which occurs is exactly similar to that by means of which oxygen is obtained from manganese dioxide; thus:—



This decomposition of the pyrites is sometimes carried on in retorts, but more generally a kiln similar to a lime-kiln is employed for the purpose, having a hole at the side into which a wooden trough is fastened. A small quantity of fuel is lighted on the bars of the furnace, and then the kiln is gradually filled with pyrites; a portion of the sulphur burns away whilst another portion is volatilized; the burnt pyrites is from time to time removed from below, and fresh material thrown on the top so that the operation is carried on uninterruptedly. In this way about half the sulphur which is contained in the pyrites can be obtained, whilst only about one-third the total sulphur can be got by distilling in iron cylinders.

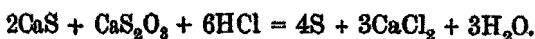
Sulphur is likewise obtained in this country, though in smaller quantities, as a by-product in the manufacture of coal-gas. The impure gas always contains sulphuretted hydrogen, which can be removed by passing the gas over oxide of iron, when iron sulphide is formed. This substance on exposure to air is oxidized with separation of free sulphur, thus:—



The mass can then be again employed for the purification of the gas, and this alternate oxidization and sulphurization can be

repeated until a product is obtained containing 50 per cent. of sulphur, which may then be separated from the iron oxide by distillation.

Another source from which sulphur can be obtained is the residue or waste in the soda manufacture; this consists of calcium sulphide mixed with chalk, lime and alkaline sulphides. The sulphur which this material contains was formerly altogether wasted; now, however, the sulphur can be regained from this material. For this purpose the waste is first partially oxidized by exposure to the air, by which calcium thiosulphate (hyposulphite of lime) is formed; on adding hydrochloric acid to this oxidized mass, which must still contain a quantity of calcium sulphide, the mixture of salts undergoes a decomposition with deposition of sulphur, as follows:—



156 *Properties.*—Sulphur exists in several allotropic modifications. In nature it occurs in large yellow transparent octahedra. Fig. 89 shows the form of the natural crystals of sulphur (*a* being the simpler, and *b* the more complicated form) which belong to the rhombic system, and have the following relation of the axes:—*a* : *b* : *c* = 0.8106 : 1 : 1.898.

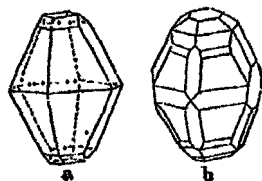


FIG. 89.

In addition to this primary form, no less than thirty different crystallographic modifications are known to exist in the case of sulphur. Crystals of rhombic sulphur have also been found in the sulphur chambers, having been deposited by slow sublimation. The specific gravity of this form of sulphur at 0°, is 2.05; it is insoluble in water, very slightly soluble in alcohol and ether, but dissolves readily in carbon disulphide, chloride of sulphur, petroleum, benzene, and turpentine, separating out again in rhombic crystals when these solutions are evaporated. These crystals are best obtained from solution in carbon disulphide, which dissolves at the ordinary temperature about one-third of its weight of sulphur, and this liquid when thus saturated on being allowed to evaporate slowly deposits large transparent octahedral crystals. Sulphur melts at 114°5 (Brodie), forming a clear yellow liquid, which has a specific gravity of 1.803, and when quickly cooled, it solidifies again at the same temperature; generally, however, it remains liquid

at a temperature below its melting point, and then solidifies at about 111° (Quincke). According to the conditions under which the passage from the fused to the solid state takes place, sulphur may separate either in the form of rhombic or of monoclinic crystals. The rhombic crystals are obtained by placing about 200 grams of sulphur previously crystallized from solution in carbon disulphide in a flask provided with a long neck, which is afterwards bent backwards and forwards several times to prevent the entry of floating dust. The sulphur is then melted by placing the flask in an oil bath heated to 120° , and when the contents are liquid the flask is immersed in a vessel filled with water at 95° . On standing for some time at a temperature of about 90° , crystals are seen to form, and when a sufficient quantity have been deposited the flask is quickly inverted; the portion of sulphur still liquid then flows into the neck and there at once solidifies, leaving the transparent rhombic crystals in the body of the flask.

If, on the other hand, we wish to obtain the second or *monoclinic modification*, melted sulphur is allowed to cool at the ordinary temperature until a solid crust is formed on the surface. The crust is then broken through, and the portion of sulphur still remaining liquid poured out; the sides of the vessel will then be found to be covered with a mass of long, very thin transparent crystals having the form of monoclinic prisms (Fig. 90), the ratio of the axes of which are expressed by the following numbers:¹— $a : b : c = 1.004 : 1 : 1.004$.

When, however, a large mass of molten sulphur is allowed to cool slowly, rhombic crystals are formed, and these cannot be distinguished from the natural crystals. Thus Silvestri found such rhombic crystals 5 to 6 centimetres in length in a mass of sulphur which had been melted during a fire in a sulphur mine. When a transparent rhombic crystal of sulphur is heated for some time to a temperature of 100° to 114° , approaching its melting-point, it becomes opaque, owing to its being converted into a large number of mono-



FIG. 90.

clinic crystals; whereas on the other hand a transparent crystal of monoclinic sulphur becomes opaque after standing for twenty-four hours at the ordinary temperature, having undergone a spontaneous change to the rhombic modification, the crystal having been converted into a large number of

¹ Mitscherlich; *Pogg. Ann.* xxiv. 204.

minute rhombic crystals. This conversion is accelerated by vibration, as, for instance, when the crystals are scratched, or when they are exposed to sunlight; and the change is always accompanied by an elevation of temperature sufficient to raise the atom or 31.98 parts by weight of sulphur through 72.69 thermal units.¹ Monoclinic sulphur has a specific gravity of 1.96, and its melting-point is 120°. Like the rhombic modification, it is also soluble in carbon disulphide, but when the solvent evaporates rhombic crystals are deposited.

Sulphur milk (*lac sulphuris*), a body known to Geber and now used as a medicine, is sulphur in a finely divided state. It is deposited as a fine white powder when two parts of flowers of sulphur are boiled with thirteen parts of water and one part of lime slaked with three parts of water, until the whole of the sulphur is dissolved. The reddish-brown solution thus prepared contains calcium pentasulphide, which is decomposed on the addition of hydrochloric acid with evolution of sulphuretted hydrogen and deposition of milk of sulphur, thus:—



When melted sulphur is further heated, the pale yellow liquid gradually changes to a dark red colour and becomes more and more viscid, until at a temperature of from 200° to 250° it becomes almost black and so thick that it can only with difficulty be poured out of the flask. Observed in thin films, this change of colour from yellow to red is found to be associated with a distinct change in the absorption-spectrum, inasmuch as the absorption in the red gradually disappears, whilst that in the blue is gradually increased (Lockyer). If the temperature be raised still higher, the liquid becomes less viscid, although its dark colour remains, and on cooling down again the above described appearances are repeated in inverse order. If the viscid sulphur is rapidly cooled, or if the mobile liquid obtained at a higher temperature be poured in a thin stream into cold water, the sulphur assumes the form of a semi-solid transparent elastic mass, which can be drawn out into long threads. This is known as *plastic sulphur*; its condition is an unstable one, and on standing, it gradually becomes opaque and brittle. The plastic variety of sulphur can be obtained by the arrangement shown in Fig. 91. The sulphur is first melted and then

¹ Mitscherlich, *Berlin Acad. Ber.* 1862, 636.

heated to its boiling point in the retort. The sulphur vapour condenses in the neck of the retort, and the liquid sulphur runs in a thin stream into cold water.

If the brittle mass be treated with carbon disulphide, a portion dissolves; another portion of the sulphur remains behind in the form of a dark brown powder.

Together with the modification soluble in carbon disulphide, "flowers of sulphur" contains a light yellow insoluble modification; and if a solution of sulphur in disulphide of carbon be exposed to the sunlight, a portion of the sulphur separates out in the insoluble form. These several varieties change slowly at the ordinary temperature, and quickly at 100° , into rhombic sulphur.




FIG. 91.

Sulphur boils, according to Regnault,¹ under the normal pressure at $448^{\circ}4$ or at 450° under a pressure of $779\cdot9^{\text{mm}}$, giving off a deep red vapour, the density of which, according to Dumas, is $95\cdot55$ at 524° , whilst according to Deville and Troost it remains constant between 860° and $1,040^{\circ}$, being $32\cdot11$.² Hence it is seen that above 860° the molecule of sulphur consists of two atoms, as is the case with most simple gases. At a temperature not very far from its boiling-point the vapour of sulphur consists however, of six atoms, which dissociate when the temperature is raised.

When sulphur burns in the air or in oxygen, a continuous spectrum is observed, but if a small quantity of sulphur vapour be brought into a hydrogen flame, a series of bright bands are

¹ *Relation des Experiences*, &c. tom. ii.

² *Compt. Rend.* lvi. 891.

seen when the blue cone in the interior of the flame is examined or when the sulphurized flame is brought on any cold surface. This blue tint is almost always seen when a pure hydrogen flame is brought for an instant against a piece of porcelain, the blue colour being produced, according to Barrett,¹ by the sulphur contained in the dust in the air. The absorption spectrum of sulphur has been obtained by Salet,² and the emission spectra, of which there are said to be two, a channelled-space and a line spectrum, have been mapped by Plücker and Hittorf,³ and more recently by Salet.⁴ According to Mr. Lockyer two other spectra of sulphur occur, viz., a continuous absorption in the blue, and a continuous absorption in the red. The change from the channelled-space spectrum to that showing absorption in the blue, is observed when the vapour-density changes, the first of these spectra being that seen when the vapour possesses a normal density.

157 *Detection and Determination of Sulphur.*—The simplest mode of detecting sulphur in a compound is to mix the body with pure carbonate of soda, and fuse it before the blowpipe on charcoal; sodium sulphide is thus formed and this may then be recognized by bringing the fused mass on to a silver coin and adding water. The smallest quantity of sulphur can thus be recognised by the formation of a brown stain of silver sulphide. Sulphur is almost always quantitatively determined as barium sulphate. If the body is a sulphide, as, for instance, pyrites, it is finely powdered, and fused with a mixture of carbonate of soda and nitre, the fused mass dissolved in water, and the filtrate, after acidifying by hydrochloric acid, precipitated with barium chloride, whereby the insoluble barium sulphate is formed, and this, after washing and drying, is ignited and weighed.

¹ *Phil. Mag.* [4] xxx. 321.

² *Compt. Rend.*, clxiv. 865.

³ *Phil. Trans.* 1865. i.

⁴ *Compt. Rend.* lxxiii. 559, 561, 742, 744.

SULPHUR AND HYDROGEN.

158 These elements unite to form at least two distinct compounds, viz., hydrogen mono-sulphide or sulphuretted hydrogen, H_2S , and hydrogen per-sulphide, H_2S_2 .

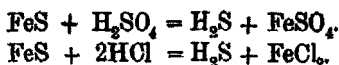
SULPHURETTED HYDROGEN, OR HYDROGEN MONO-SULPHIDE.

H_2S . Density = 16.99.

Although Geber first described the preparation of milk of sulphur yet we do not notice either in his works or in those of the later alchemists that any mention is made of the fact that a foetid smell is given off in the process. Not until we come to the writers of the sixteenth and seventeenth centuries do we find any description given of sulphuretted hydrogen, and then it is described under the general name of sulphurous vapours: Scheele was the first to investigate this compound with care. He found that it could be formed by heating sulphur in inflammable air, and he considered that it must be made up of sulphur, phlogiston and heat.

Sulphuretted hydrogen is formed when hydrogen gas is passed through boiling sulphur, or when sulphur vapour is burnt in an atmosphere of hydrogen. It also is produced in the putrefactive decomposition of various organic bodies (such as albumin) which contain sulphur, and it is to the presence of this substance that rotten eggs owe their disagreeable odour. Sulphuretted hydrogen occurs, as has been stated, in volcanic gases, whilst certain mineral waters, such as those of Harrogate, contain dissolved sulphuretted hydrogen, and it is to the presence of this gas that the waters owe their peculiar medicinal properties as well as their offensive smell.

Preparation.—(1) Sulphuretted hydrogen is best prepared by acting upon certain metallic sulphides with dilute acids; in general, ferrous sulphide (sulphide of iron, obtained by melting together iron filings and sulphur) is employed for this purpose. Ferrous sulphide, FeS , dissolves readily in hydrochloric or in dilute sulphuric acids, sulphuretted hydrogen gas being liberated—thus:—



The apparatus shown in Fig. 92 may be used; the materials are placed in the large bottle and the gas which is evolved is washed by passing through water contained in the smaller one. When a regular evolution of gas for a long period is needed, the apparatus, Fig. 93, is employed. The two glass globes (*a*) and (*b*) are connected by a narrow neck, whilst the tubulus of the third and uppermost globe (*c*) passes air-tight through the neck of (*b*). The sulphide of iron is placed in globe (*b*) and dilute sulphuric acid poured through the tube-funnel until the lowest globe is



FIG. 92.

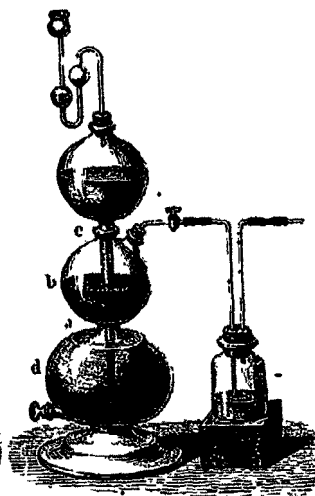
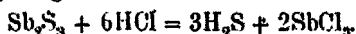


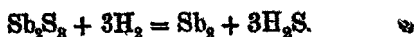
FIG. 93.

filled and a portion of the acid has flowed on to the sulphide of iron. When it is desired to stop the current of gas, the stopcock at (*e*) is closed, and the acid is forced by the pressure of the gas accumulating in the globe (*b*) up the tubulus into the uppermost globe (*c*).

(2) The gas thus obtained is, however, never pure, inasmuch as the artificial ferrous sulphide always contains some particles of metallic iron, and these coming into contact with the acid evolve hydrogen gas. Hence in order to prepare pure sulphuretted hydrogen, a naturally occurring pure sulphide, viz., antimony trisulphide is employed, and this substance, roughly powdered, on being warmed with hydrochloric acid evolves a regular current of the pure gas. thus:—



(3) Sulphuretted hydrogen is also formed when dry hydrogen gas is passed over certain heated sulphides. Thus, if a little powdered antimony trisulphide be placed in a bulb tube and heated by a flame, and if a slow current of hydrogen be then passed over the heated sulphide, the escaping gas when allowed to bubble through a solution of lead acetate will produce black precipitate of lead sulphide thus showing the formation of sulphuretted hydrogen. The reaction is thus represented:—



(4) A continuous current of sulphuretted hydrogen may likewise be obtained by heating a mixture of equal parts of sulphur and paraffin (a mixture of solid hydrocarbons having the general formula $\text{C}_n \text{H}_{2n+2}$). By regulating the temperature to which the mixture is heated, the evolution of gas may be easily controlled. The exact nature of the changes which here occur remains as yet undetermined.¹

159 Properties.—Sulphuretted hydrogen obtained by any of the above processes is a colourless, very inflammable gas, possessing a sweetish taste and a powerful and very unpleasant smell resembling that of rotten eggs. The gas may be collected over hot water in which it does not dissolve so readily as in cold. When a light is brought to the open mouth of a jar filled with the gas, it burns with a pale blue flame, the hydrogen uniting with the oxygen of the air to form water, and the sulphur partly burning to sulphur dioxide (which can be easily recognized by its pungent smell) and partly being deposited as a yellow incrustation on the inside of the jar. A mixture of two volumes of sulphuretted hydrogen and three volumes of oxygen explodes violently when an electric spark is passed through it, complete combustion taking place.

When inhaled, even when mixed with a considerable volume of air, the gas acts as a powerful poison, producing insensibility and asphyxia. From the experiments of Thénard it appears that respiration in an atmosphere containing $\frac{1}{100}$ part of its volume of this gas, proved fatal to a dog, and smaller animals die when only half the quantity is present. The best antidote to poisoning by sulphuretted hydrogen appears to be the inhalation of very dilute chlorine gas as obtained by wetting a towel with dilute acetic acid and sprinkling the inside with a few grains of bleaching powder. It is dissolved to a considerable extent by

¹ Galletly. *Zell. Chem.*, 1371, 234.

water, one volume of water absorbing, at 0°, 4.37 volumes, and at 15°, 3.23 volumes of the gas. The general expression for this solubility of sulphuretted hydrogen in one volume of water at different temperatures between 2° and 43°.3 is

$$c = 4.3706 - 0.083687 t + 0.0005213 t^2.$$

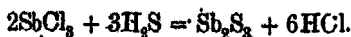
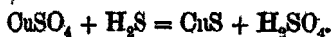
The solution reddens blue litmus paper (whence the name hydro-sulphuric acid has sometimes been given to the substance) and possesses the peculiar smell and taste of the gas. It, however, soon becomes milky on exposure to air, owing to the hydrogen combining with the oxygen of the air, and sulphur separates out. Under a pressure of about seventeen atmospheres sulphuretted hydrogen gas condenses to a colourless mobile liquid which boils at $-61^{\circ}8$ and at -85° freezes to an ice-like solid. Liquid sulphuretted hydrogen was first prepared in 1823 by Faraday, by means of the simple bent-tube apparatus described on page 122. In the closed limb of this tube Faraday brought some strong sulphuric acid, and above it he placed some small lumps of ferrous sulphide, taking care to separate them from the acid by a piece of platinum foil placed in the tube. The open end of the bent tube was then closed hermetically and the sulphide shaken down into the acid. In making experiments of this kind on the liquifiable gases, many precautions must be taken if we would avoid serious accidents from explosions. The tube must be chosen of thick well-annealed glass; the materials used must be pure, thus if metallic iron be contained mixed with the sulphide, hydrogen gas will be given off and the tube will probably burst; and in sealing, the sides of the glass tube must be allowed to fall together so as to form a strong end, otherwise the tube will give way at the weakest point. Prepared with care these "Faraday's tubes" will withstand an internal pressure amounting to many tons per square inch of surface, and the liquefied gases may be kept in them with safety for years. Liquefied sulphuretted hydrogen may also be prepared by passing the gas into a tube cooled to about -70° in a bath of solid carbonic acid and ether.

Another mode of preparing liquid sulphuretted hydrogen is to seal up a quantity of liquid hydrogen persulphide placed in one limb of a Faraday's tube. This body spontaneously decomposes into sulphuretted hydrogen and free sulphur, and by degrees the tension of the gas inside the tube becomes so great as to exceed seventeen atmospheres, under which the gas becomes a liquid.

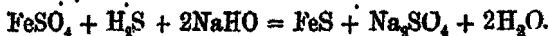
160 *Determination of composition.*—Sulphuretted hydrogen is decomposed when heated by itself, this decomposition beginning at as low a temperature as 400° .¹ Upon this fact a method is based for the determination of the composition of sulphuretted hydrogen. This may be readily accomplished by heating some metallic tin in a given volume of the gas. The tin decomposes the gas, combining with the sulphur to form a solid sulphide, and setting free the hydrogen, which is found to occupy the same volume as the original gas.

The same result is obtained when a spiral of platinum wire is heated to bright redness in the gas; sulphur is deposited in the solid form and the hydrogen is left, whilst no alteration occurs in the volume of the gas. Hence as the specific gravity of the gas was found by the experiments of Gay-Lussac to be 1.191 the molecular weight is 34.4, or correcting this number by the more accurate results deduced from analytical data, we have 33.98. Deducting from this the weight of two volumes of hydrogen we find the weight of the sulphur contained in the molecule of sulphuretted hydrogen to be 31.98, and hence the formula of the gas is SH_2 .

161 Both in the form of gas, and as a solution in water sulphuretted hydrogen is largely used in analytical operations as the best means of separating the metals into various groups, inasmuch as certain of these metals when in solution as salts, such as copper sulphate, antimony trichloride, &c., are precipitated in combination with sulphur as insoluble sulphides when a current of this gas is passed through an acid solution of the salt or mixture of salts—thus:—



Other metallic salts are not thus precipitated because the sulphides of this second group of metals are soluble in acid; thus sulphuretted hydrogen gas does not cause a precipitate in an acidified solution of ferrous sulphate, but if the acid be neutralized by soda or ammonia, a black precipitate of iron sulphide is at once thrown down.



Again a third group of metals exists, the members of which are

¹ Myers, *Ann. Chem. Pharm.*, clxix. 124.

under no circumstances precipitated by the gas, their sulphides being soluble in both acid and alkaline solutions.

Many of the insoluble sulphides are distinguished by a peculiar colour and appearance so that sulphuretted hydrogen is used as a qualitative test for the presence of certain metals as well as a means of separating them into groups.

The reaction of sulphuretted hydrogen on several metallic salt solutions may be exhibited by means of the apparatus seen in Fig. 94. The gas evolved in the two-necked bottle, (A) passes


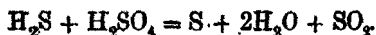


FIG. 94.

through the several cylinders, and precipitates the sulphides of the metals whose salts have been placed in these cylinders; thus, B may contain copper sulphate, C antimony chloride, D a solution of zinc sulphate to which acid has been added, and E an ammoniacal solution of the same salt.

Both as a gas or in solution in water sulphuretted hydrogen is decomposed, as follows, into hydrogen and sulphur by nearly all oxidising agents, and even by strong sulphuric acid, so that this acid cannot be used for drying the gas.

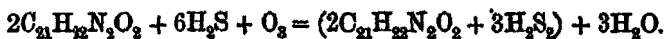


If two cylinders, one filled with chlorine and the other with sulphuretted hydrogen gas, are brought mouth to mouth, an immediate formation of the hydrochloric acid gas and deposition of sulphur occurs. Fuming nitric acid dropped into a globe filled with sulphuretted hydrogen gas, causes decomposition with explosive violence. Sulphuretted hydrogen immediately tarnishes silver with formation of black silver sulphide; hence it is usual

to gild silver eggspoons to prevent them from becoming black by contact with the sulphuretted hydrogen given off from the albumin of the egg. Hence, too, silver coins become blackened when carried in the pocket with common lucifer matches.

HYDROGEN PERSULPHIDE. H_2S_2 .

162 This substance was discovered by Scheele, and afterwards more completely investigated by Berthollet. It was first obtained in the form of a yellow transparent oily liquid by pouring a concentrated aqueous solution of penta-sulphide of potassium, K_2S_5 , into dilute hydrochloric acid, when the liquid, on standing, deposits the substance in yellow drops. Hence Berthollet believed that the substance possessed an analogous composition to the body from which it was formed, and gave it the formula H_2S_5 . Thénard next examined the compound, and he came to the conclusion that, as in many of its properties it resembled the then newly discovered hydrogen dioxide, the composition of the body would be, most probably, represented by the formula H_2S_2 ; although it may be remarked, that the analyses of Thénard¹ showed that it always contained more sulphur than the above formula required. Hofmann has recently observed,² that when yellow ammonium persulphide, $(NH_4)_2 S_8$ is mixed with strychnine, a crystalline compound is formed having the composition $C_{21}H_{22}N_2O_2 + H_2S_2$, and this, when heated with hydrochloric acid, yields oily drops of the persulphide which, therefore, probably has the formula H_2S_2 . Ramsay³ finds that the compound obtained by Berthollet's process contains such varying proportions of hydrogen and sulphur as are represented by the formulæ H_2S_7 and H_2S_{10} . Still more recently Schmidt⁴ has shown that strychnine combines with sulphuretted hydrogen to form a beautiful crystalline body, but that it does so only in presence of oxygen; thus:—



This compound yields hydrogen persulphide on treatment with an acid, and the substance thus obtained appears to possess identical properties with that prepared according to other methods.

¹ *Ann. Chim. Phys.* xviii. p. 79.

² *Ber. Deutsch Chem. Ges.* i. 81.

³ *Chem. Soc. Journ.*, [2] xii. 857.

⁴ *Ber. Deutsch Chem. Ges.* viii. 1267.

Hence Thénard's view would be confirmed that this compound has a composition analogous to that of hydrogen dioxide, but it seems that owing to the ease with which it decomposes into sulphuretted hydrogen and sulphur, it usually is found to contain an excess of the latter substance.

Hydrogen persulphide is usually prepared by boiling one part by weight, of slaked lime with sixteen parts of water and two parts of flowers of sulphur, the clear cold solution being poured into dilute hydrochloric acid. A heavy yellowish oil separates out, sinking to the bottom of the vessel. It possesses an odour similar to that of sulphuretted hydrogen, but more pungent, and the vapour attacks the eyes, and its taste is very acrid and unpleasant; its specific gravity was found to be 1.7342. It cannot be distilled even under reduced pressure, and at the ordinary temperature it undergoes a slow decomposition yielding sulphur and evolving sulphuretted hydrogen gas. Hydrogen persulphide is however more stable in presence of an acid than in that of an alkali; it is easily soluble in carbon disulphide, it is scarcely soluble in alcohol, and is insoluble in chloroform and benzine. It bleaches organic colouring matters, and, like hydrogen dioxide, reduces the oxides of gold and silver so rapidly that it ignites (Odling). The persulphide dissolves phosphorus and iodine, gradually changing these bodies into phosphorus sulphide and hydriodic acid. On the other hand, sulphur dioxide has no action on the persulphide, which, in this respect, differs essentially from sulphuretted hydrogen.

SULPHUR AND CHLORINE.

163 These elements combine together to form the following compounds:—

Sulphur monochloride, S_2Cl_2 , Sulphur dichloride, SCl_2 , and Sulphur tetrachloride, SCl_4 .

SULPHUR MONOCHLORIDE. S_2Cl_2 . Vapour Density = 67.35.

This compound, the most stable of the chlorides of sulphur, is obtained as a dark yellow oily liquid by passing a current of dry chlorine gas over heated flowers of sulphur.

Preparation.—An apparatus arranged for this purpose is shown in Fig. 95. The sulphur is placed in a retort and the chloride which distils over is collected in the cooled receiver. By rectification it can be obtained as a clear amber-coloured liquid possessing an unpleasant penetrating odour, having a specific gravity of 1.7055 (Kopp), and boiling at 138°. The density of its vapour is 67.35 so that the molecular weight is 136, and the compound contains two atoms of sulphur in the molecule, and has the formula S_2Cl_2 . When thrown into water sulphur


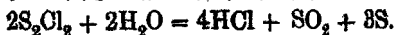


FIG. 95.

monochloride gradually decomposes with the formation of hydrochloric acid, sulphurous acid and free sulphur—thus:—



Sulphur dissolves in the monochloride so readily that the solution forms, at the ordinary temperature, a thick syrupy liquid containing 66 per cent. of sulphur. This property has been largely employed in the arts for the purpose of vulcanizing caoutchouc.

SULPHUR DICHLORIDE. SCl_2 .

Chlorine gas is rapidly absorbed when passed into sulphur monochloride at the ordinary temperature, and the liquid changes colour until it finally assumes a dark reddish brown tint. When this liquid is heated it begins to boil at 64°, but the thermometer

soon rises as the compound undergoes decomposition into free chlorine and the monochloride which remains behind. If, however, the monochloride be placed in a freezing mixture and then saturated with dry chlorine, and the excess of chlorine be subsequently removed by a current of dry carbonic acid gas, a liquid remains which analysis shows to be the dichloride.¹ In combination, the dichloride appears to be much more stable. It forms distinct compounds with arsenic trichloride, thus:—



and with ethylene and amylene, thus:—



SULPHUR TETRACHLORIDE. SCl_4 .

164 The existence of this compound was for a long time a matter of uncertainty, but recently Michaelis² has shown that when the dichloride is saturated with chlorine at -22° the tetrachloride is formed. It forms a light mobile yellowish-brown liquid, which at once begins to evolve chlorine when taken out of the freezing mixture. The decomposition of both of these bodies serves as an excellent illustration of dissociation, which doubtless all chemical compounds undergo when their temperature is raised sufficiently high, although we are as yet unable to obtain temperatures elevated enough to decompose many chemical compounds. The following table shows the composition of the liquid obtained by saturating (1) the dichloride, and (2) the monochloride of sulphur with chlorine at the given temperatures:—

Dissociation of Sulphur Tetrachloride.

Temp.	SCl_4	SCl_2
— 22	100.0	0.00
— 15	41.95	58.05
— 10	27.62	72.38
— 7	21.97	78.03
— 2	11.93	88.07
+ 0.7	8.87	91.13
+ 6.2	2.43	97.57

¹ Hübner and Gueront, *Zeitschrift für Chemie*, 1870, 455; Thorpe and Dalziel, *Chem. News*, xxiv. 159.

² *Ann. Chem. Pharm.* clxx. 1.

Dissociation of Sulphur Dichloride.

Temp.	SCl_2	S_2Cl_2
+ 20°	93.45	6.55
30	87.22	12.78
50	75.41	24.59
65	66.78	33.22
85	54.06	45.94
90	26.48	73.52
100	19.45	80.55
110	12.35	87.65
120	5.44	94.56
130	0.00	100.00

From these tables it is seen that whilst a difference of 7°, from - 22 to - 15, reduces the percentage in the case of SCl_4 from 100 to 41.95, a difference of 10° in the case of SCl_2 reduces it only from 93.45 to 87.22, and an elevation of 100° does not completely dissociate the dichloride. Tetrachloride of sulphur forms crystallized compounds with certain metallic chlorides, thus :— $\text{Al}_2\text{Cl}_6 \cdot \text{SCl}_4$; $\text{SnCl}_4 \cdot 2\text{SCl}_4$.

SULPHUR AND BROMINE.**BROMINE DISULPHIDE. Br_2S_2 .**

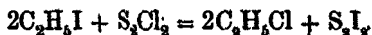
165 Bromine and sulphur form only a single compound, which is much more unstable than the corresponding chlorine compound. It is prepared by dissolving sulphur in a slight excess of bromine, and volatilizing the excess by means of a current of dry carbon dioxide.¹ Bromine disulphide is a ruby red liquid, which boils at about 200°, and which by repeated distillation can be decomposed completely into sulphur and bromine.

SULPHUR AND IODINE.**SULPHUR MONIODIDE. S_2I_2 .**

166 When sulphur and iodine are heated together, even under water, they combine to form a blackish grey crystalline solid,

¹ M.M. Pattison Muir, *Chem. Soc. Journ.* (2) xiii., 845.

resembling in its appearance the native sulphide of antimony, and melting below 60° . This substance is iodine disulphide, I_2S_2 . The same body can be obtained, according to Guthrie,¹ in fine tabular crystals by acting upon ethyl iodide with chlorine monosulphide, when ethyl chloride and iodine monosulphide are formed, thus :—



SULPHUR HEXIODIDE. SI_6

A compound of sulphur and iodine having the above formula is deposited in crystals which are isomorphous with iodine, when a solution of iodine and sulphur in carbon disulphide is evaporated (Landolt and vom Rath).

SULPHUR AND FLUORINE.

167 According to Davy and Dumas,² a compound of sulphur and fluorine is obtained by distilling lead fluoride with sulphur; the composition of the body has, however, not yet been ascertained. If sulphur is brought into contact with fused fluoride of silver, silver sulphide is formed and a heavy colourless gas is given off, which does not condense at 0° , fumes in contact with air, smells like the chlorides of sulphur and sulphur dioxide, and etches glass (Gore).

SULPHUR AND OXYGEN.

OXIDES AND OXYACIDS OF SULPHUR.

168 Sulphur forms with oxygen two compounds, which belong to the class of acid-forming oxides, and which, therefore, when brought into contact with water, both yield acids; thus :—

Sulphur dioxide, SO_2 , yields Sulphurous acid, H_2SO_3 .

Sulphur trioxide, SO_3 , yields Sulphuric acid, H_2SO_4 .

In addition to these we are acquainted with the oxides S_2O_3 .

¹ *Chem. Soc. Journ.* xiv. 57.

² *Ann. Chim. Phys.* 31, 437.

and S_3O_7 , as well as the following oxyacids of sulphur, the corresponding oxides of which are unknown.

Hyposulphurous acid	H_2SO_2
Thiosulphuric acid	$H_2S_2O_3$
Dithionic acid	$H_2S_2O_6$
Trithionic acid	$H_2S_3O_6$
Tetrathionic acid	$H_2S_4O_6$
Pentathionic acid	$H_2S_5O_6$

The names given to the five latter acids are derived from *θειον*, sulphur.

SULPHUR DIOXIDE. SO_2 . Density = 31.95.

The ancients were aware that when sulphur is burnt, pungent acid smelling vapours are evolved. Homer mentions that the fumes from burning sulphur were employed as a means of fumigation, and Pliny states that they were employed for purifying cloth. For a long time it was thought that sulphuric acid was produced when sulphur was burnt, and it is to Stahl that we are indebted for first showing that the fumes of burning sulphur are altogether different from sulphuric acid, standing in fact half way between sulphur and sulphuric acid, and, therefore, termed, according to the views of the time, phlogisticated vitriolic acid. Priestley in 1775 first prepared the pure substance in the gaseous state, to which the name of sulphurous acid was afterwards given.

Sulphur is an easily combustible body; according to Dalton it ignites at a temperature of 260° , burning in the air with a pale, blue flame, and in oxygen with much greater brilliancy. In this act of combustion sulphur dioxide is formed, and each atom of sulphur evolves, according to the experiments of Favre and Silbermann, 71,072 thermal units. The volume of the sulphur dioxide formed is exactly equal to that of the oxygen, as may be shown by the following experiment.

The apparatus employed, shown in Fig. 96, is similar in its arrangement to the syphon eudiometer previously described, except that on one of the limbs a globe-shaped bulb has been blown, and this can be closed by a ground-glass stopper. This stopper is hollow, and through it are cemented two stout copper wires; one of these ends in a small platinum spoon, whilst to the other a small piece of thin platinum wire is attached, and this lies on the platinum spoon. A fragment of sulphur is then

placed over the thin wire in the spoon, and the tube having been filled with oxygen gas, and the stopper placed in position, the sulphur is ignited by heating the wire with a current, care being taken to reduce the pressure on the gas by allowing mercury to run out by the stop-tap, so as to avoid danger of cracking the globe. The eudiometer is then allowed to cool again, when it will be found that the level of the mercury rises to the same point which it occupied before the experiment. Hence one molecule of sulphur dioxide contains one molecule, or 31.92 parts by weight, of oxygen, and therefore the molecule of the dioxide, which weighs 63.90, contains 31.98 parts, or one atom of sulphur, and its molecular formula is SO_2 .

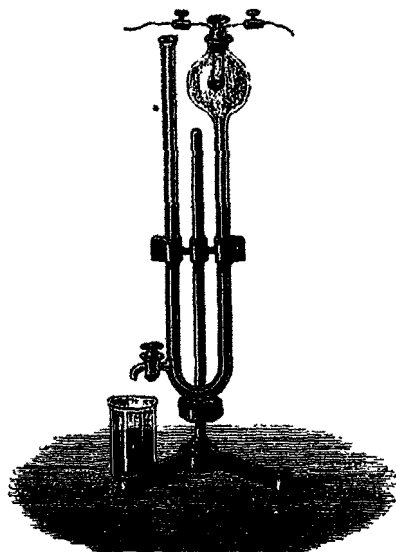


FIG. 96.

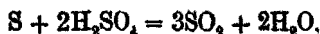
169 *Preparation.*—(1) Sulphur dioxide is formed not only by the combustion of sulphur, but also by the action of certain metals, such as copper, mercury, or silver, on concentrated sulphuric acid; thus:—



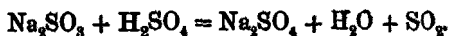
Sulphur dioxide is easily prepared for laboratory use by the above reaction. For this purpose a flask is half filled with copper turnings or fine copper foil, and so much strong sulphuric

acid poured in that the copper is not quite covered. The mixture is next heated until the evolution of gas commences; the lamp must then be removed, as otherwise the reaction may easily become too violent, and the liquid froth over.

(2) Pure sulphur dioxide is also produced when sulphur and sulphuric acid are heated together; thus:—



(3) It is also formed by the decomposition of a sulphite, such as commercial sodium sulphite, which, when treated with warm dilute sulphuric acid, easily evolves the gas; thus:—



(4) Sulphur dioxide is made on the large scale for the preparation of the sulphites, especially of sodium sulphite and calcium sulphite, which are obtained by passing the gas either into a solution of caustic soda or into milk of lime. For this purpose charcoal is heated together with sulphuric acid, when carbon dioxide is evolved, together with sulphur dioxide; but the presence of the former compound for the purpose above mentioned is not detrimental; thus:—



(5) Sulphur dioxide is used in enormous quantities for the manufacture of sulphuric acid. For this purpose it is chiefly obtained by roasting pyrites. When, however, perfectly pure sulphuric acid is needed, the dioxide is prepared by burning pure sulphur.

170 Properties.—Sulphur dioxide is a colourless gas, which occurs in nature in certain volcanic emanations, as well as in solution in volcanic springs. It possesses the well-known suffocating smell of burning sulphur. Its specific gravity is 2.21126; and it can, therefore, be collected by downward displacement like chlorine. If, however, the gas is required to be perfectly free from air, it must be collected over mercury. Sulphur dioxide does not support the combustion of carbon-containing material, and a burning candle is extinguished when plunged into the gas. Certain metals, however, take fire when they are heated in the gas; thus, potassium forms the thiosulphate and sulphite, and tin and finely divided metallic iron are changed partly into sulphide and partly into oxide; lead dioxide, PbO_2 , ignites when plunged into the gas and loses its brown colour, with formation of white lead

sulphate, PbSO_4 . Sulphur dioxide is easily soluble in water, as is seen from the following table:¹—

Temp.	1 vol. of water dissolves SO_2 .	1 vol. of the solution contains SO_2 .
0°	79·789 vols. . . .	68·861 vols.
20°	39·374	36·206
40°	18·766	17·013

A solution of the gas saturated at 0° deposits a crystalline hydrate which melts at a temperature of from 1° to 2° without evolution of the gas, and which probably possesses the formula $\text{H}_2\text{SO}_3 + 14\text{H}_2\text{O}$. The solution of the dioxide has a strongly acid reaction, and therefore reddens blue litmus paper, which the perfectly dry gas does not, as the dioxide only forms sulphurous acid, H_2SO_3 , by union with water.

Sulphur dioxide condenses to a mobile liquid when exposed to pressure or cold. This liquid boils at -8° ,² its vapour at 0°, having a tension of 1·16506 meters of mercury. The condensation of this gas by pressure can easily be shown. For this purpose an ordinary but strong glass tube 20 mm. in diameter may be used; this is drawn out to a point at one end, whilst into the other end fits a greased caoutchouc plug, fastened on to an iron rod. The tube having been filled with the dry gas by displacement, the plunger is inserted, and the gas forcibly compressed; when the plunger has been driven down so that the gas occupies about one-fifth of its original bulk, drops of the liquid are seen to form and to collect in the drawn-out point. At a temperature above its boiling point, liquid sulphur dioxide evaporates quickly, absorbing much heat, the temperature sinking to -50° if a quick stream of air be driven through the liquid. If the liquid be placed under the receiver of an air-pump and the air rapidly withdrawn, evaporation takes place so quickly and so much heat is absorbed that a portion of the liquid freezes to a white snow-like mass. The formation of the solid may also be observed in the condensing tube when the plunger is quickly drawn out again. According to Pierre its specific gravity at $-20\cdot5^\circ$ is 1·4911, and it dissolves iodine, sulphur, phosphorus, resins, and many other substances which are insoluble in water.

In order to prepare liquid sulphur dioxide in larger quantity, the apparatus Fig. 97 is used. The gas evolved by the action of

¹ Bunsen und Schönfeld, *Ann. Chem. Pharm.* xcv. 2.

² Pierre, *Compt. Rend.* lxx. 92.

sulphuric acid on copper is purified by passing through the wash bottle, and afterwards passes through the spiral glass tube, surrounded by a freezing mixture of ice and salt. The liquid which condenses and falls into the flask placed beneath may be preserved by sealing the flask hermetically where the neck




FIG. 97.

has been drawn out. It may also be preserved in glass tubes provided with well-closing glass stoppers, the construction of one of which is seen in Fig. 98.

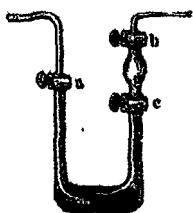
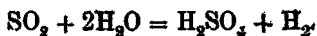
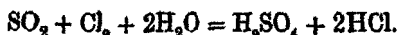


FIG. 98.

Sulphur dioxide both in the gaseous state and in aqueous solution exerts a bleaching action on vegetable colouring matters. This fact was known to Paracelsus, and it is still made use of in the arts for bleaching silk, wool, and straw materials, which are destroyed by chlorine. The decolorizing action of sulphur dioxide depends upon its oxidation in presence of water with formation of sulphuric acid, the hydrogen which is liberated uniting with the colouring matter to form a colourless body; thus:—



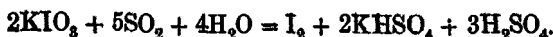
Thus the bleaching action of this substance is a reducing one, whilst that of chlorine is an oxidizing one. The colouring matter thus destroyed by bleaching with sulphur dioxide may often be restored when the cloth is exposed to the air, as in the case of linen marked with fruit stains, or when brought in contact with an alkali, as when bleached flannel is first washed with soap. The reducing action of sulphur dioxide is also made use of in the paper manufacture, in order to get rid of the excess of chlorine left in the pulp after bleaching, when the following decomposition takes place:—



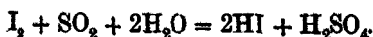
Sulphur dioxide is also a powerful antiseptic, and has been successfully employed for preventing the putrefaction of meat, as well as to stop fermentation. It is used in the sulphuring of wine, and serves as a valuable disinfecting agent.

Sulphur dioxide has been shown by Tyndall to undergo a remarkable decomposition when exposed to light. If a beam of sunlight be passed through a long tube filled with the colourless gas a white cloud is seen to make its appearance, and this consists of finely divided particles of sulphur and sulphur trioxide, which are separated by the chemical action of the light. The gas is also slowly decomposed, when a series of electric sparks are passed through it, into sulphur and sulphur trioxide, but this decomposition ceases when a certain quantity of the latter compound is formed, and can only be carried fully out when the trioxide is removed by allowing it to dissolve in strong sulphuric acid.

In order to detect sulphur dioxide some paper steeped in a solution of potassium iodate and starch is brought in the gas; this will at once be turned blue by the formation of the iodide of starch, if even only traces of the gas be present, iodine being liberated, as is shown by the following reaction:—

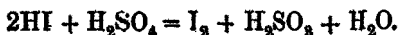


An excess of sulphurous acid however will bleach the blue paper again with formation of hydriodic acid; thus:—



This last reaction serves as an excellent means of determining the quantity of sulphur dioxide present in solution. For this purpose a small quantity of starch paste is added to the solution,

and then a standard solution of iodine is added by means of a burette to the solution until a permanent blue colour from the formation of iodide of starch is observed. It is, however, to be borne in mind that the above reaction does not take place unless the solutions are sufficiently dilute, for in concentrated solution sulphuric acid and hydriodic acid mutually decompose, forming free iodine sulphurous acid and water; thus:—



Bunsen, who has investigated this subject thoroughly, finds that aqueous sulphurous acid can only be completely oxidized to sulphuric acid by means of iodine, when the proportion of sulphur dioxide does not exceed 0.04 to 0.05 per cent. of the solution. A standard solution of sulphurous acid may, of course, also be used for the quantitative determination of iodine, and Bunsen has made use of this reaction for the foundation of a general volumetric method. The principle of this method depends on the fact that a quantity of iodine, equivalent to that of the substance under examination, is liberated, and the quantity of this iodine is determined volumetrically by a dilute solution of sulphurous acid.¹

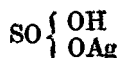
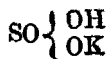
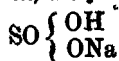
SULPHUROUS ACID. H_2SO_3 .

171 This substance, like many other acids whose corresponding anhydrides are gaseous, is only known in aqueous solution. This solution smells and tastes like the gas and has a strongly acid reaction. Exposed to the light it is decomposed with formation of pentathionic acid. Sulphurous acid differs from the acids which have hitherto been described, inasmuch as it contains two atoms of hydrogen both of which may be replaced by metals. It is therefore termed a *di-basic* acid; it forms two series of salts termed sulphites, in one of which only half of the hydrogen is replaced by a metal and which may therefore be considered as being a salt and a monobasic acid, another in which the whole of the hydrogen of the acid has been replaced by a metal. The first series of salts are termed *acid sulphites* and the latter *normal sulphites*.

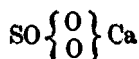
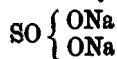
¹ *Chem. Soc. Jour.*, viii, 219.

The following serve as types of these different salts :—

Acid Sulphites, or Hydrogen Sulphites.



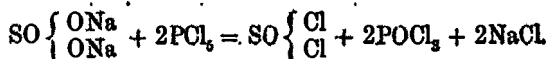
Normal Sulphites.



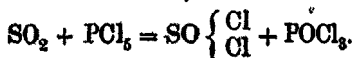
The acid sulphites of potassium and sodium are obtained by passing sulphur dioxide gas into caustic soda or caustic potash as long as it is absorbed. If, then, exactly the same quantity of alkali is added to this solution as was originally taken for the preparation, the normal salts are obtained. All the sulphites of the alkali metals are easily soluble in water, the normal sulphites of the other metals being either difficultly soluble or insoluble in water. They dissolve however in aqueous sulphurous acid and exist in such a solution as acid salts, but on evaporation they decompose with formation of the normal salt and sulphurous acid. The sulphites have no odour, and those which are soluble in water possess a sharp taste. They are readily detected by the fact that when they are mixed with dilute sulphuric acid they give off a smell of sulphur dioxide and also that their neutral solutions give a precipitate with barium chloride which is soluble in dilute hydrochloric acid, whereas if nitric acid be added to this solution and the mixture warmed, a precipitate of barium sulphate is thrown down.

THIONYL CHLORIDE. SOCl_2 . Vapour Density 59.34.

172 All oxy-acids and many other compounds contain the group OH, which is a monad radicle, known by the name of hydroxyl. It is thus termed because it is capable of taking the place of monad elements such as chlorine and bromine, and in its compounds may be replaced by other monad elements. If the hydroxyl of an acid be replaced by chlorine an acid chloride is obtained. The chloride of sulphurous acid, or thionyl chloride, has been obtained by the action of phosphorus pentachloride on sodium sulphite (Carius); thus :—

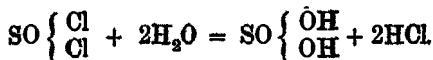


Thionyl chloride is also obtained by passing sulphur dioxide over pentachloride of phosphorus (Schiff); thus:—



It may likewise be prepared by the direct union of sulphur and chlorine monoxide (Wurtz).

It is a colourless highly refractive pungent liquid which fumes on exposure to air. It boils at 78° and has a specific gravity at 0° of 1.675. Like all other acid chlorides, when brought in contact with water it decomposes into its corresponding acid and hydrochloric acid; thus:—



HYOSULPHUROUS ACID, H_2SO_2 .

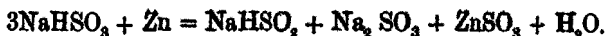
173 This compound was discovered by Schützenberger¹ and called by him hydrosulphurous acid. It is obtained by the action of metallic iron or zinc on sulphurous acid contained in a closed vessel; no evolution of hydrogen takes place in this case, as the gas at once combines in the nascent condition with oxygen to form water, hyposulphurous (or hydrosulphurous) acid being formed; thus:—



A deep yellow-coloured liquid is thus obtained, possessing powerful reducing properties. It bleaches organic colouring matter more quickly than sulphurous acid, and precipitates the metals silver and mercury from solutions of their soluble salts; thus:—



The sodium salt of hyposulphurous acid, or sodium hyposulphite, NaHSO_2 , is obtained by the action of zinc on a solution of acid sodium sulphite, and the liquid, which is contained in a well-closed bottle, is kept well cooled by cold water. The following is the reaction which takes place:—



The greater portion of the normal sodium sulphite crystallizes

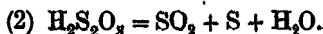
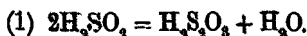
¹ *Comptes Rendus*, lxi. 169.

out together with the zinc sulphite as a double salt. A small quantity, however, remains still in solution. In order to remove this the mother liquor containing the hyposulphite is poured off into a flask and three or four times its bulk of strong alcohol added; the alcoholic solution, on standing well corked, deposits a second crop of crystals of zinc-sodium sulphite, and the supernatant liquid on again being poured off into a well-stoppered flask, crystallizes into a mass of colourless crystals of the hyposulphite which only needs to be pressed between blotting paper or between a cloth and dried in a vacuum. The salt, however, still contains small quantities of the zinc-sodium double salt which must be separated by a fresh crystallization.

Sodium hyposulphite is also formed when a current of galvanic electricity is passed through a solution of acid sodium sulphite, the hydrogen, which is evolved at the negative pole, simply abstracting from the salt one atom of oxygen. Sodium hyposulphite is employed by the dyer and calico-printer for the reduction of indigo, as it possesses the same reducing properties as the free acid. In the moist state or in solution when exposed to the air it absorbs oxygen quickly and changes at once into the acid sodium sulphite. The aqueous solution decomposes even when not exposed to the air, with the formation of sodium thiosulphate; thus:—



In order to prepare hyposulphurous acid a dilute solution of oxalic acid is added to a solution of a hyposulphite; a yellow liquid is then obtained which soon decomposes, thiosulphuric acid being formed, and this being very unstable decomposes into sulphur and sulphur dioxide.



The ease with which hyposulphurous acid undergoes decomposition accounts for the fact that the existence of this compound has been so long overlooked. Berthollet showed so long ago as 1789 that iron dissolves in aqueous sulphurous acid without any evolution of gas, and Fourcroy and Vauquelin found in 1798 that zinc and tin also act in a similar manner. That a lower product of oxidation of sulphur is thus formed was even then known, but up to the time of Schützenberger's discovery it was supposed that the product of the reaction was thiosulphuric acid.

SULPHUR TRIOXIDE. SO_3 . Vapour Density = 39.93.

174 This body, which is also called sulphuric anhydride, and formerly was termed anhydrous sulphuric acid, is formed when a mixture of sulphur dioxide and oxygen is passed over heated platinum-sponge. In place of pure platinum-sponge, platinized asbestos may be employed; this is obtained by dipping some ignited asbestos into a tolerably concentrated solution of platinum chloride and then bringing it into a solution of sal-ammoniac. The insoluble double chloride of platinum and ammonium

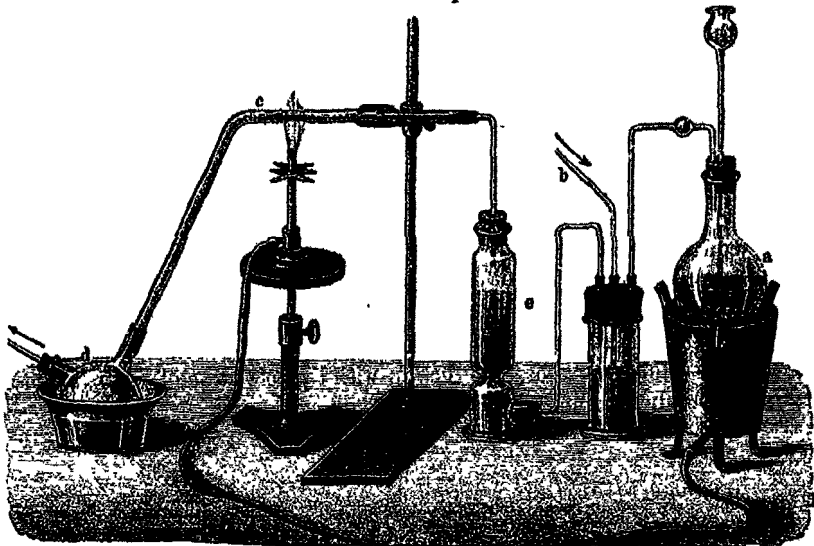


FIG. 99.

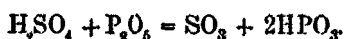
$\text{PtCl}_4 \cdot 2(\text{NH}_4\text{Cl})$, is deposited on the threads of the asbestos, and when it has been dried and ignited this compound is converted into finely divided platinum.

In order to show the oxidation of sulphur dioxide to the trioxide the apparatus Fig. 99 may be employed. Sulphur dioxide is evolved in the flask (α) and is mixed in the wash-bottle which contains strong sulphuric acid, with the oxygen from a gas-holder coming in through the tube (b). The mixture next passes through the cylinder (e) containing pumice-stone soaked in strong sulphuric acid in order to remove every trace of moisture, and then passes at (c) over the platinized asbestos. As long as this is not heated no change is observed; so soon, however, as it is gently ignited dense white fumes of the tri-

oxide are formed which condense in a receiver (*d*) cooled by a freezing mixture in the form of long white needles. In order to obtain these crystals, every portion of the apparatus must be absolutely dry; if even a trace of moisture be present the needles disappear at once, liquid sulphuric acid being formed. Wöhler has shown that instead of platinum, certain metallic oxides, such as copper oxide, ferric oxide, and chromic oxide, may be used.

A much more convenient process for preparing sulphur trioxide than the above is by the distillation of fuming oil of vitriol. This substance, sometimes called Nordhausen sulphuric acid, consists of a solution of the trioxide in sulphuric acid, and is obtained by the distillation of heated ferrous sulphate. Basil Valentine mentions that by this process a "philosophical salt" can be obtained, but the preparation of the "*sal volatile olei vitrioli*" from fuming acid was first described by Bernhardt in the year 1775.

In order to prepare the trioxide, the fuming acid must be gently heated in a retort, and the trioxide collected in a well-cooled and perfectly dry receiver, when it collects in the form of long transparent needles. Sulphur trioxide is also obtained by heating concentrated sulphuric acid with phosphorus pentoxide; thus:—



The same substance can be obtained in several other ways, for instance by heating dry antimony sulphate.

Properties.—Sulphur trioxide forms transparent prisms which melt at 16° and solidify at the same temperature. The melted trioxide often remains for a considerable length of time in the liquid state at a temperature below its ordinary point of solidification, but on agitation it at once solidifies, the temperature rising to 16°. The liquid trioxide has a specific gravity of 1.97 at 20°, and boils at 46°; its coefficient of expansion between 25° and 40° is 0.0027, a number which is much higher than that ordinarily observed for liquid bodies and amounting to nearly three-fourths of the coefficient of the gases.

A second modification of the trioxide is obtained when the melted mass is allowed to stand at a temperature below 25°, being then transformed into a mass of silky needles which do not melt below 50°. When these silky needles are melted they undergo a change into the first modification.¹ The

¹ Schultz-Sellack. *Ber. Deutsch. Chem. Ges.* iii. 216.

second modification of the trioxide can be kneaded between dry fingers, and does not redden litmus paper.

Sulphur trioxide absorbs moisture readily from the atmosphere and evolves dense white fumes in the air. Thrown into water it dissolves with a hissing sound, forming sulphuric acid and evolving a large amount of heat. When brought into contact with anhydrous baryta, BaO, a combination with formation of barium sulphate, BaSO₄, occurs with such force that the mass becomes red hot.

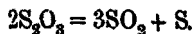
If the vapour of sulphur trioxide is led through a red hot porcelain tube it is decomposed into two volumes of sulphur dioxide and one volume of oxygen. This fact indicates that the formula of the substance is SO₂, and this conclusion is borne out by the vapour density.

SULPHUR SESQUIOXIDE. S₂O₃.

175 So long ago as the year 1804 Buchholz found that when sulphur is heated with fuming sulphuric acid an intensely blue-coloured solution is formed, and in the year 1812 F. C. Vogel showed that this blue body is also produced by the action of sulphur on sulphur trioxide. In later years this subject has frequently attracted the attention of chemists, but the nature of the blue substance remained unexplained until R. Weber¹ quite recently showed that it consists of a new oxide of sulphur.

In order to prepare this substance, carefully dried flowers of sulphur are added, in small quantities, to recently prepared and liquid sulphur trioxide, a fresh quantity of sulphur only being added when that already present has entered into combination. In order to moderate the reaction, the test-tube in which the solution is made must be placed in water at a temperature of from 12° to 15°. The sulphur on falling into the trioxide dissolves in the form of blue drops which sink down to the bottom of the test-tube and then solidify. As soon as a sufficient quantity of this substance has been formed, the supernatant sulphur trioxide is poured off and the residue removed from the test-tube by very gently warming it.

Sulphur sesquioxide forms bluish-green crystalline crusts, in colour closely resembling malachite. At the ordinary temperature it slowly decomposes into sulphur dioxide and free sulphur, and this decomposition takes place more readily when the substance is warmed; thus:—



¹ *Pogg. Ann.*, clvi. 531.

This compound dissolves in fuming sulphuric acid, giving rise to a blue solution which on the addition of common sulphuric acid gradually changes to a brown. Water decomposes the sesquioxide with the separation of sulphur and the formation of sulphuric acid, sulphurous acid, and thiosulphuric acid.

A fourth oxide of sulphur having the formula S_2O_7 , has recently been discovered by Berthelot.¹

SULPHURIC ACID. H_2SO_4 .

176 Sulphuric acid is, without doubt, the most important and useful acid known, as by its means nearly all the other acids are prepared, whilst its manufacture constitutes one of the most important branches of modern industry owing to the great variety of purposes for which it is needed, as there is scarcely an art or a trade in which in some form or other it is not employed. It is manufactured on an enormous scale, no less than 850,000 tons being at present annually produced in Great Britain, and this production is undergoing constant increase.²

It appears probable that Geber was acquainted with sulphuric, or, as it was formerly called, vitriolic acid, in an impure state; but Basil Valentine was the first fully to describe the preparation of this acid from green vitriol or ferrous sulphate, and to explain that when sulphur is burnt with saltpetre a peculiar acid is formed.

Originally, sulphuric acid was obtained exclusively by heating green vitriol according to a decomposition which we shall study hereafter. The present method of preparing the acid is said to have been introduced into England from the Continent by Cornelius Drebbel, but the first positive information which we possess on the subject is that a patent for the manufacture of sulphuric acid was granted to a quack doctor of the name of Ward.³ For this manufacture he employed glass globes of about 40 to 50 gallons in capacity; a small quantity of water having been poured into the globe, a stoneware pot was introduced, and on to this a red-hot iron ladle was placed. A mixture of sulphur and saltpetre was then thrown in to this

¹ *Ann. Chim. Phys.* [5] xiv. 345, 363.

² For a complete account of the manufacture of sulphuric acid see Lunge's excellent treatise on the subject. Van Voorst, London, 1879.

³ See *Dossie's Elaboratory Laid Open*, 1758, Intro. p. 44.

ladle, and the vessel closed in order to prevent the escape of the vapours which were evolved. These vapours were absorbed by the water, and thus sulphuric acid was formed. This product, from the mode of its manufacture, was termed oil of vitriol made by the bell, as contradistinguished from that made from green vitriol, and it cost from 1s. 6d. to 2s. 6d. per lb.

Dr. Roebuck of Birmingham was the first to suggest a great improvement, in the use, instead of glass globes, of leaden chambers, which could be constructed of any wished-for size. Such leaden chambers were first erected in Birmingham in 1746, and in the year 1749, at Prestonpans in Scotland. The mode of working this chamber was similar to that adopted with the glass globes; the charge of sulphur and nitre was placed within the chamber, ignited, and the door closed. After the lapse of a certain time, when the greater portion of the gases had been absorbed by the water in the chamber, the door was opened, the remaining gases allowed to escape, and the chamber charged again.

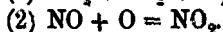
177 The leaden chambers first set up were only six feet square, and for many years they did not exceed ten feet square, but in these all the acid employed in the country was manufactured, whilst much was exported to the Continent, where the chamber acid still goes by the name of English sulphuric acid. The first vitriol works in the neighbourhood of London were erected at Battersea in the year 1772, by Messrs. Kingscote and Walker, and in 1783 a connection of the above firm established works at Eccles, near Manchester. This manufactory, the first erected in Lancashire, contained four chambers, each twelve feet square, and four others, each of which was forty-five feet long and ten feet wide.

In the year 1788 a great stimulus was given to the manufacture of sulphuric acid by Berthollet's application of chlorine, discovered by Scheele in 1774, to the bleaching of cotton goods, and, from that time to the present, the demand has gradually extended until it has become enormous and almost unlimited in extent.

The next improvement in the manufacture consisted in making the process continuous. The foundations of this mode of manufacture appear to have been laid by Chaptal, and the principle employed by him is that which is at the present day in use. The improvements thus proposed were (1) the introduction of steam into the chamber instead of water, (2) the continuous combustion of the sulphur in a burner built outside the chamber, (3) sending the nitrous fumes from the decomposition of nitre

placed in a separate vessel, along with the sulphur dioxide gas and air into the chamber.

178 The theory, so far as we yet understand it,¹ of the formation of sulphuric acid in the leaden chamber may be simply expressed by saying that although sulphur dioxide in presence of water or steam is unable rapidly to absorb atmospheric oxygen, it is able to take up oxygen from such oxides of nitrogen; as N_2O_3 or NO_2 . If, therefore, these oxides are present in the chamber they give up part of their oxygen to the sulphur dioxide, and are reduced to nitric oxide, NO . This is, however, able to absorb free oxygen, and is at once reconverted into N_2O_3 or NO_2 . This continuous reaction may be represented as follows:—



It is thus clear that nitrous fumes act as a carrier between the oxygen of the air and the sulphur dioxide, so that, theoretically, an infinitely small quantity of these fumes will suffice to cause the combination of an infinitely large quantity of sulphur dioxide, oxygen, and water to form sulphuric acid.

Practically, however, this is not the case, because instead of pure oxygen, air must be used, and four-fifths of this consists of nitrogen, which so dilutes the other gases that in order to obtain the necessary action a considerable quantity of these oxides of nitrogen must be added. Besides this nitrogen has to be constantly removed from the chambers, and in its passage carries much of the nitrous fumes away with it, although most of these latter can, as we shall see, be recovered and used over again.

The above decomposition can be illustrated on the small scale by the apparatus shown in Fig. 100, in which sulphur contained in the bulb-tube is allowed to burn in a stream of air, supplied from the double aspirator; the sulphur dioxide and air pass through the wide glass tube into the large glass globe, but carry in on their way the nitrous fumes generated in the small flask (a), from nitre and sulphuric acid. The flask (b) contains boiling water, from which steam passes into the globe. The outlet tube (c) of the globe communicates with a draught. By

¹ Peligot, 1844, *Ann. Ch. Phys.* [3] xii. 263. R. Weber, 1866, *Pogg. Ann.* cxvii. 543.

alternately increasing and diminishing the supply of sulphur dioxide, the disappearance and reappearance of the red nitrous fumes can be readily shown. If the flask be kept dry whilst the two gases are passed in, the white leaden-chamber crystals are seen to be deposited on the glass. This substance has


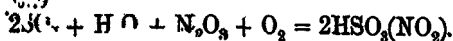
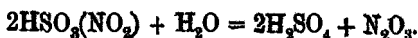


FIG. 100.

the fumes of $\text{HSO}_3(\text{NO}_2)$, and its formation is explained as follows:—



When aqueous vapour is admitted, the crystals dissolve with formation of sulphuric acid and ruddy fumes; thus:—



179 The leaden chambers for the manufacture of sulphuric

acid are now constructed of a much larger size than was formerly the case, and are frequently 30 meters in length, 6 to 7 meters in breadth, and about 5 meters in height, and having therefore a capacity of from 900 to 1,000 cubic meters (about 38,000 cubic feet). The chambers are made of sheet lead weighing 35 kilos per square meter (or 7 lbs. to the square foot), and soldered together by melting the edges of the two adjacent sheets by means of the oxyhydrogen blow-pipe. The leaden chamber is supported by a wooden framework to which the leaden sheets




FIG. 101.

are attached by straps of the same metal, and the wooden framework is generally raised from the ground on a foundation of brick or iron and the whole erection protected from the weather, sometimes by a roof, but at any rate by boarding, which keeps off most of the rain. The space below the chamber is used either for the sulphur burners or for the concentrating pans.

The general appearance or bird's-eye view of a sulphuric acid chamber is shown in Fig. 101, whilst the arrangement and construction of one of the most complete forms of sulphuric acid plant now in use in this country is shown in Figs. 102, 103, and


104. Three chambers, termed respectively Nos. 1, 2, and 3 (Fig 102), are placed side by side supported on iron pillars



FIG.

ten feet high. Each chamber has the dimensions already given, and each, therefore, has a capacity of 38,500 cubic feet. A

longitudinal section of the chamber (No. 2) in the direction (DC) is shown in Fig. 103, and a sectional elevation in the direc-



102.

Decim. 10 0 5 10 15 Meter

tion (AB) is shown in Fig. 104. From this last figure it is seen that the roof of the chamber is not horizontal but slightly

slanting so as to enable the rain to run off into gutters placed to receive it.

180 Beginning at the first part of the process we find the pyrites-kilns, or burners placed across the ends of the chamber as seen in plan at A, Fig. 102, in longitudinal section and in elevation at A, Fig. 104, and in cross section at A, Fig. 103. The broken pyrites, FeS_2 , is filled, in moderately sized lumps, into the burners, which have previously been heated to redness, and when the burning is once started the fire is kept up by placing a new charge on the top of that nearly burnt out. The ordinary charge for each burner of pyrites.

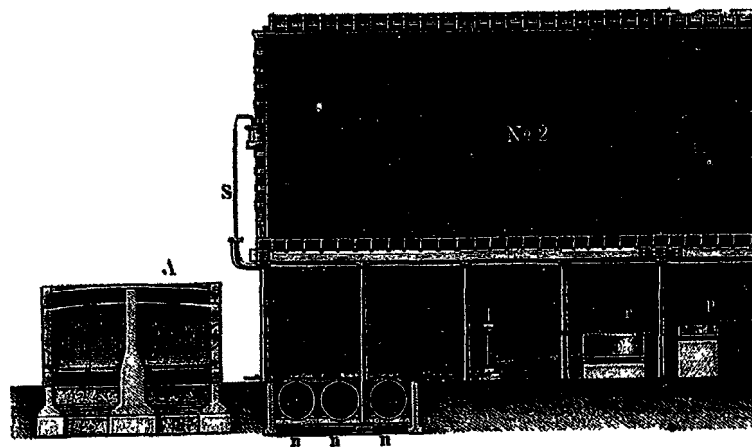



Fig.

containing about 48 per cent. of sulphur, is 5 to 6 cwt., which is burnt out in twenty-four hours, and the kilns are charged in regular succession, so that a constant supply of gas is evolved during the whole time, whilst the quantity of air which enters the kiln is carefully regulated by a well-fitting door placed below.

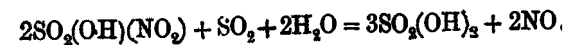
181 The hot sulphur dioxide, nitrogen, and oxygen gases, are drawn from the pyrites burners, through the whole system of tubes, towers, and chambers, by help of the powerful draught from a large chimney which is placed in connection with the apparatus. These gases first pass from each kiln into a central flue, built in the middle of the kiln, and thence into

an upright brick shaft through a horizontal earthenware flue, into the lower part of the square demitrating tower seen in section at G in Fig. 104. This tower, from *a* to *b*, is about 45 feet, or 14 meters, in height; it is built up, from *a* to *c*, to a height of nearly 25 feet, or 8 meters, of lead lined with fire brick, and of this about 15 feet, or 5 meters, from *d* to *e*, are filled up with pieces of flint.

The object of this Glover's tower, or demitrating tower as it is termed, is to impregnate the sulphur dioxide as it comes from the burners with nitrous fumes derived from a later stage of the operation. This is effected by allowing strong nitrated acid to




flow down the tower together with a stream of chamber-acid. Strong sulphuric acid, as we shall see, has the power of absorbing nitrous fumes, with formation of nitro-sulphonic acid; $\text{SO}_2(\text{OH})(\text{NO}_2)$, and these are given off again when the acid comes into contact with the hot sulphur dioxide from the kilns:—



Two reservoirs are placed at the top of the Glover's tower; one containing the strong nitrated acid, the other containing the chamber-acid. Both the strong nitrated and the chamber-acid are allowed to flow down together over the column of flint stones, in given proportions, and when the mixture comes into contact

with the upward current of hot sulphur dioxide, the nitrous fumes dissolved in the strong acid are given off and swept away, together with the gases from the burners, direct into the chambers.



Although the nitrated acid loses its nitrous fumes when diluted with water, it does not do so in presence of chamber-acid of the ordinary strength, so that the denitrating effect of the Glover's

tower depends on the reducing action of the sulphur dioxide, rather than on any dilution by the chamber-acid. This addition is mainly made for the purpose of cheaply concentrating the chamber-acid, for not only does the strong acid lose its dissolved nitrous fumes, but the weak chamber-acid coming in contact with the hot dry gases which enter the tower at a temperature of 340° , parts with a large quantity of its water, which goes into the chamber as steam, whilst the concentrated acid, falling to the bottom of the tower, flows into a reservoir, z, Fig. 102, placed to receive it.

On issuing from the tower, the gas, having now been cooled

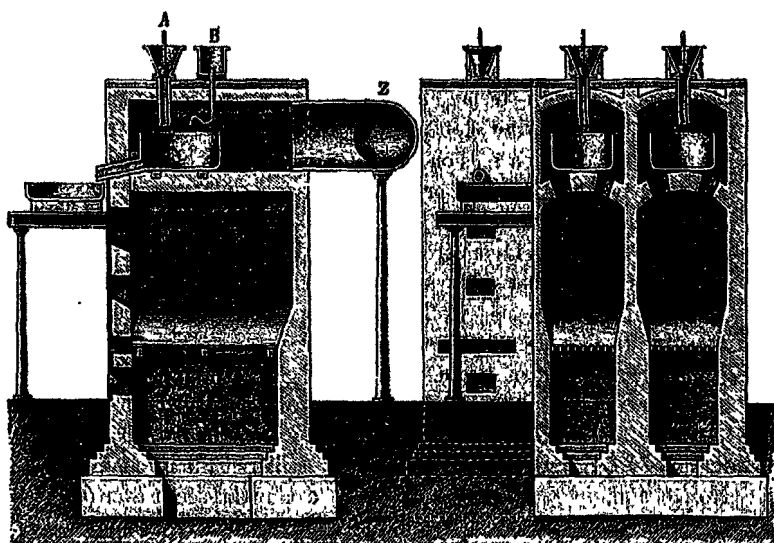


FIG. 105.

by contact with the stream of acid to a temperature of about 75° , passes into the cast-iron pipe, *x*, Fig. 102 (4 feet 6 inches in diameter), whence it is delivered at the further end of chamber No. 1, at a height of 8 to 9 feet above the floor.

182 The supply of nitric fumes, which is needed to act as carrier of the atmospheric oxygen to the sulphur dioxide, is furnished by the three nitre pots seen in plan and in section in Fig. 105. The charges of 30 lbs., or 13.5 kilos, of nitrate of soda, and 33 lbs., or 15 kilos, of sulphuric acid, of spec. grav. 1.75, are run into the pots from the outside, and after lapse of two hours, when each charge is exhausted, the fused

bisulphate of soda (technically termed *sale nixum*) is run off into a pan placed on a platform outside the oven, and a new charge introduced. The decomposition of the nitre is accelerated by heat from the pyrites burners, placed below the brick arch which separates them from the pots, and the nitrous fumes are gathered into a cast-iron pipe, *z*, Fig. 106, which discharges its contents into the long horizontal main carrying the products from the pyrites burners into the chamber.

The mixture of oxygen, nitrogen, sulphur dioxide, nitric fumes and vapour of water now meet with steam introduced into the chamber by the tubes, *s s*, Fig. 103, and the reaction as already described sets in. Having travelled through the length of chamber No. 1, the gases pass by means of the connecting shaft (*v*) shown in Fig. 104, into the second chamber, where they likewise meet with steam jets, and having passed through this chamber, and having deposited a further amount of liquid sulphuric acid which falls on the floor of the chamber, the gases are drawn into the third or exhaust chamber by the flue (*w*) in Fig. 104. Here, if the process is properly worked, all the sulphur dioxide is converted into sulphuric acid, and red nitrous fumes must always be visible. For the purpose of determining the proper working of the process the percentage of sulphur dioxide contained in the gases entering the first chamber, and that of the oxygen in the gases leaving the third chamber, is regularly ascertained in carefully managed works.

The nitric fumes having been added in excess of the quantity required to convert the SO_2 into H_2SO_4 still remain in chamber No. 3, and, in order to absorb these, a Gay-Lussac tower (*g*°, Figs. 102 and 104) is employed, the capacity of which ought to be at least one hundredth part of that of all the chambers. This consists, like the Glover's tower, of a square tower 50 feet in height, made of strong lead (10 lb.) and lined for 35 feet with 2 inch thick glazed fire tiles, and filled with coke. The exit gases from chamber No. 3 are drawn in at the bottom of this coke column, and escape to the chimney by the exit tube (*i*, Fig. 102) at the top. In their passage they come in contact with a finely divided shower of strong cold acid (sp. gr. 1.75) obtained by concentrating the chamber-acid. This strong sulphuric acid absorbs the excess of nitrous fumes which would otherwise pass away up the chimney, and having thus become saturated with nitrous fumes, runs away through the spout *k* into reservoirs for the so-called nitrated acid, built under




Fig. 106.

chamber No. 3, the position of which (*mm*, Fig. 102) is shown on the plan. From these reservoirs the nitrated acid is allowed to run into one of the cast-iron air boilers (*nnn*) shown on the plan, whence, by air pressure, it is forced up to the cistern on the top of the Glover's tower for employment in the first part of the process as already described.

183 The continuous process of acid making in the chambers can only be carried on until the acid has attained a specific gravity of about 1.55, or contains 64 per cent. of the pure acid, H_2SO_4 , inasmuch as an acid stronger than this begins to absorb the nitrous fumes. In order to obtain a stronger acid, either the arrangement of the Glover's tower, as described, is employed, or, in works where the Glover is not used, the chamber-acid is run into the leaden concentrating pans (*oo*) placed under chamber No. 2, shown in plan in Fig. 102, and in section in Fig. 103. The flame and heated air from the fires (*q*) play over the surface of the acid contained in these pans, the water passes away in the form of steam, and the strong acid remains. By this means the acid can be concentrated until it attains a specific gravity of 1.71, or contains 78 per cent. of pure acid; beyond this degree of concentration the hot acid begins rapidly to attack the lead of the pans, and it therefore cannot be further evaporated. It is then run off into the acid cooler (*p*), a leaden trough surrounded by cold water, whence it passes into the strong-acid cisterns (*r*, Fig. 103). In this form the acid is technically known as B. O. V., brown oil of vitriol, as it is always slightly coloured from the presence of traces of organic matter, and it is in this condition that it is very largely sold for a great variety of purposes.

184 In order to drive off the remaining portions of water, the acid must be concentrated or rectified in platinum or glass vessels. A common arrangement for concentrating in platinum stills is shown in Fig. 106, as manufactured by Messrs. Johnson, Matthey, and Co., of London. By means of this apparatus no less than 200 cwt. (10,000 kilos) of brown oil of vitriol can be daily concentrated, yielding a product containing 98 per cent. of real acid.

The retort or still (*A*, Fig. 106) consists of plates of platinum, the joints of which are autogenously soldered. This rests on the iron ring (*c*). The chamber-acid runs from the stopcock through a platinum tube on to the heated thick bottom of the still, where it is quickly concentrated, whilst the aqueous vapour




FIG. 107.

escapes by the head of the still (L). As soon as the level of the concentrated acid reaches the top of the platinum funnel (D), it begins to flow off by means of the tube (E) into the platinum vessel (F), round which a current of cold water circulates. Having been thus cooled, the acid passes into the stoneware jar (H), surrounded by water, and thence, by means of the lead or stoneware funnel (I) into the reservoir (K).

Messrs. Johnson, Matthey, and Co. have quite recently introduced an improved form of platinum concentrating apparatus, by means of which all evaporation in leaden pans is avoided, and thus the operation not only considerably cheapened, but the acid obtained in a purer condition. This new arrangement is represented in Fig. 107. AA are pans made of platinum plates, which are corrugated at the bottom, and heated by a fire placed

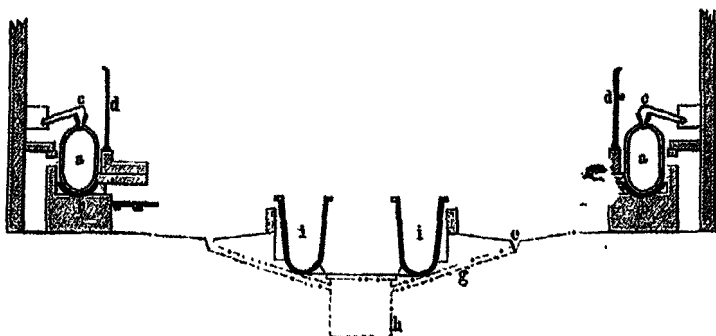


FIG. 108.

below. In these the concentration proceeds until the acid attains a strength of from 78 to 80 per cent. of H_2SO_4 . It then runs into the retort (B), also having a corrugated surface, and the perfectly concentrated acid which is thus obtained is cooled by passing through the worm (D), made of platinum tube.

In many English works the sulphuric acid is rectified in glass and not in platinum vessels. These glass vessels are large retorts made of well-annealed and evenly-blown glass (Fig. 108 a), of such a size as to contain twenty gallons of the acid. Each retort is placed on an iron sand-bath (b), round which the flames from a fire are allowed to play, but so that the flame does not touch the retort. A glass head (c) fits loosely into the neck of the retort, and through this the aqueous vapour, carrying with it a little acid fume, passes into a condensing

box. The plan of a rectifying house containing twenty-four retorts is shown in Fig. 109. The acid having been concentrated in the leaden pans (A A A), passes along the leaden tubes (B B B), from which the retorts are filled by means of the upright leaden tubes (*d*, Fig. 108), which can be bent so as to discharge the acid into the neck of the retort. After the rectification is complete the retorts are allowed to cool for twelve hours, and the acid is then drawn out by means of leaden syphons into the stoneware coolers (*i*, Fig. 108).




FIG. 109.

In order to effect a continuous rectification in glass vessels, the following arrangement has been adopted in some works. Three of the retorts are placed one above the other, as is shown in Fig. 110. As soon as the acid in retort (B) has attained a specific gravity of 1.84, the retort is connected with a system of syphon tubes (*fff*), and chamber-acid of the specific gravity of 1.74, and having a temperature of 150°, is allowed to run into the uppermost retort (D) by means of the stopcock. This acid gradually passes through the three retorts, D, C, and B, and when it has reached the last one it has attained a specific gravity of

1.84, and is allowed to run off through a cooling chamber (*h*) into the carboy.

185 According to theory, 100 parts of sulphur burnt should yield 305.9 parts of pure sulphuric acid. In practice, however, this theoretical yield is never attained, and for several reasons; in the first place because a certain amount of loss must necessarily take place in working with such enormous volumes of gas, and in the second place inasmuch as an unavoidable loss occurs in the processes of concentration; and thirdly, owing to




FIG. 110.

the fact that an amount of sulphur varying from 2 to 5 per cent. remains behind in the burnt ore, and this amount cannot be accurately allowed for. As a general rule a yield of 290 parts of pure acid from 100 of sulphur is practically considered about the proper production, so that about 5 per cent. of sulphur is lost on the average, of which, however, only a portion passes out in the gaseous form into the air. In cases where special precautions are taken the yield sometimes reaches from 294 to 297, but when the manufacture is not carefully conducted much more serious losses occur. Thus in his eighth annual report (1871)

Dr. R. Angus Smith gives (p. 17) a table, showing the total escape of sulphur acids (calculated as sulphuric acid) from twenty-three chemical works. From this it appears that whilst from some of the works no escape of these acids occurs, the average loss of sulphur in the twenty-three works in question is 7.606 per cent. on the total quantity burnt, and that the loss in the case of four works actually rises to more than 20 per cent., in one case amounting to an escape of 159 lbs. of sulphuric acid every hour. "Facts like these," says the inspector, "dispose of the argument often used by the manufacturers, that they require the acid, and that it is to their interest to keep it, and of course condense it to the best of their power. Indeed, certain makers are fully aware that they are allowing sulphuric acid to escape in large quantities, but their reply is that it is cheaper to permit a large escape and work rapidly rather than have large chambers and condense the whole of their gases."

The amount, again, of nitrate of soda or chili-saltpetre used, varies considerably even in the best works, according to the rate at which the reaction is permitted to proceed, and the completeness and rapidity with which the nitrous fumes can be recovered in the Gay-Lussac tower and again brought into the chamber. Manufacturers who employ Glover and Gay-Lussac towers use on an average 3.5 to 6.5 parts of nitrate for every 100 of sulphur burnt, whilst the works where these appliances are not in use the quantity of nitre required may rise to from 12 to 13 parts. The larger the quantity of nitrous fumes present in the chamber, the quicker will be the formation of sulphuric acid, and the proportion of fumes which pays best is a question for the manufacturer in each instance to decide. A certain loss of nitrogen cannot, of course, be avoided; the fumes are partly not completely condensed, and pass out by the chimney, and partly, in all probability, reduced by the sulphur dioxide to nitrous oxide or even to nitrogen, which, as they cannot combine again with the atmospheric oxygen, must escape into the air.

In order to convert 100 parts of sulphur into sulphuric acid, about 210 parts of water in the form of steam are needed. This steam is costly in its production, and Sprengel has recently proposed to reduce this item of expenditure by employing a jet of water in the form of spray or in a state of very minute division.

None of these processes yield, it must be remembered, chemically pure acid, inasmuch as, in the first place, the water cannot

thus be completely removed, and secondly, because impurities, such as sulphate of lead, arising from the action of the acid on the leaden concentrating pans, and arsenic derived from the pyrites, are not got rid of by this process of simple concentration.

186 In order to prepare pure sulphuric acid, the commercial product must be distilled in a glass retort until one-third has passed over; then the receiver is changed and the acid distilled nearly to dryness. It not unfrequently happens that in this process the acid bumps violently on ebullition, owing to a small quantity of solid lead sulphate being deposited on the bottom of the retort; the addition of small pieces of platinum foil or wire stops this to a certain extent, but a better preventive is either to heat the retort at the sides rather than at the bottom; or when the ebullition becomes percussive, to allow the liquid to cool, then to pour off the clear acid, leaving the deposit behind, and to proceed with the distillation of the clarified liquid.

Properties.—The acid thus purified by distillation still contains 2 per cent. of water which cannot be removed by this process. If, however, the distillate be cooled, the pure acid containing 100 per cent. of H_2SO_4 separates out in the form of crystals which melt at $10^{\circ}5$. These crystals when once melted generally remain liquid for a considerable time, even when cooling below their freezing point, the liquid only solidifying when it is agitated or when a small crystal of the acid is added; the temperature then rising to $10^{\circ}5$. The specific gravity of the pure liquid acid is 1.854 at 0° and 1.834 at 24° compared with water at the same temperature. When the pure acid is heated, it begins to fume at 30° inasmuch as it then partially decomposes into water and sulphur trioxide. This dissociation increases with increase of temperature until at 338° , the boiling-point of the liquid, a large quantity of trioxide is volatilized, so that the residue contains from 98.4 to 98.8 per cent. of the real acid, and then this liquid may be distilled without alteration. The vapour of sulphuric acid when it is more strongly heated completely decomposes into water and the trioxide. According to Deville and Troost the vapour density at 440° is 25, whilst for equal volumes of aqueous vapour and sulphur trioxide the calculated vapour density is

$$\frac{17.96 + 79.86}{4} = 24.45.$$

When heated still more strongly, the trioxide thus formed itself splits up into oxygen and sulphur dioxide. This decomposition may be readily shown by allowing sulphuric acid to drop slowly into the platinum flask (*a*, Fig. 111), which is filled with pumice-stone and heated strongly by the lamp; the mixture of gases which escapes consists of one volume of oxygen to two volumes of sulphur dioxide, which latter gas is absorbed by passing through water containing caustic soda, the oxygen escaping in the free state, whilst any undecomposed sulphuric acid is condensed in the U-tube and collects in the flask (*d*). It has been




FIG. 111.

proposed to use this process for the preparation of oxygen on the large scale, as the material is cheap and the sulphur dioxide can again be used for the manufacture of sulphuric acid.

187 When sulphuric acid is mixed with water a considerable evolution of heat takes place and a contraction ensues. The amount of heat which is evolved by mixing sulphuric acid and water has been exactly determined by Thomsen; his results are given in the following table:—

x	H ₂ SO ₄ + x H ₂ O.	x	H ₂ SO ₄ + x H ₂ O.
1	. . . 6272	49	. . . 16676
2	. . . 9384	99	. . . 16850
3	. . . 11108	199	. . . 17056
5	. . . 13082	499	. . . 17304
9	. . . 14940	799	. . . 17632
19	. . . 16248	1599	. . . 17848

From the above numbers it is seen that the addition of the first molecule produces an amount of heat represented by 6,272 thermal units, or nearly one-third of the total possible, whilst the addition of two molecules of water gives off about one-half the possible quantity. The heat given off by a further addition of water increases very slowly, and it has been found impossible to determine the point at which no further evolution of heat is caused by further dilution.

When a mixture of equal molecules of acid and water is cooled down, the mixture solidifies to a mass of prismatic crystals, which possess the composition H₂SO₄ + H₂O, and melt, according to Pierre and Puchot, at 7°5.

Sulphuric acid is largely used in the laboratory not only for the preparation of most of the other acids, but also for the purpose of drying gases in consequence of its powerful hygroscopic properties. For this purpose, the gas is best led through tubes filled with fragments of pumice-stone which have been boiled in strong sulphuric acid. In order to dry solid bodies, or to concentrate liquids, sulphuric acid is also employed, not only for the preparation of most of the other acids, but also especially in cases where the application of a high temperature is likely to produce a decomposition of the substance. The bodies to be dried are placed over sulphuric acid in a closed space or in a vacuum.

Sulphuric acid when concentrated does not act in the cold upon many of the metals, although it does so in some cases when heated. Thus copper, mercury, antimony, bismuth, tin, lead, and silver are attacked by the hot acid, with evolution of sulphur dioxide; thus:—



Gold, platinum, iridium, and rhodium are unacted upon, even by boiling sulphuric acid, and this acid is, therefore, employed in the separation of silver and gold. The more easily oxidizable metals, such as zinc, iron, cobalt, manganese, are dissolved by the dilute acids with evolution of hydrogen and formation of a sulphate.

Many organic bodies are decomposed by sulphuric acid, which abstracts from them the elements of water. Thus, for instance, oxalic acid, $C_2H_2O_4$, by heating with strong sulphuric acid is decomposed into carbon dioxide CO_2 , carbon monoxide CO , and water H_2O ; and alcohol C_2H_6O is transformed by means of this acid into ethylene gas C_2H_4 and water H_2O . Wood, sugar, and other substances are blackened by sulphuric acid, this body withdrawing from them the hydrogen and the oxygen which they contain with production of water.

188 *The Sulphates*.—The salts of sulphuric acid are termed sulphates, and as this acid is dibasic, like sulphurous acid, two series of sulphates exist, viz.—the normal salts, such as Na_2SO_4 and $CaSO_4$, and the acid salts such as $NaHSO_4$.

Many sulphates occur native, existing as well-known and important minerals; such are:—gypsum, $CaSO_4 + 2H_2O$; heavy spar, $BaSO_4$; celestine, $SrSO_4$; Glauber's salts, $Na_2SO_4 + 10H_2O$; and Epsom salts, $MgSO_4 + 7H_2O$.

Most of the sulphates are soluble in water, and crystallize well, and these can be readily prepared by dissolving the metal in dilute sulphuric acid, or the oxide or carbonate if the metal does not readily dissolve. Some few sulphates, viz., calcium sulphate and the sulphates of lead and strontium, are only very slightly soluble, whilst barium sulphate is insoluble in both water and dilute acids. This fact is made use of for the detection of sulphuric acid. A soluble barium salt, usually the chloride, is added to the solution supposed to contain a sulphate; if sulphuric acid be present, a heavy white precipitate of barium sulphate, $BaSO_4$, falls down, which is insoluble in dilute hydrochloric acid. In order to detect free sulphuric acid, together with sulphates, as for instance in vinegar, which is sometimes adulterated with oil of vitriol, the liquid must be evaporated on a water-bath with a small quantity of sugar. If free sulphuric acid is present a black residue is obtained.

Free sulphuric acid is found in the water of certain volcanic districts. It has already been mentioned that sulphur dioxide occurs in volcanic gases, and these when dissolved in water gradually absorb oxygen from the air and pass into sulphuric acid. The Rio Vinagre in South America, which is fed from volcanic springs and receives its name on the account of the acid taste of the water, contains free sulphuric acid. A singular occurrence has been noticed of free sulphuric acid in the salivary glands of certain mollusca; thus, according to Bödeker and

Troschel, those of the *Dolium galea* contain about 2.47 per cent.

The following table by Kolb¹ exhibits the percentage of real acid, H_2SO_4 , contained in aqueous sulphuric acid of varying specific gravities.

Baumé. Degrees.	Specific gravity at 15°.	Percentage of H_2SO_4 .	Baumé. Degrees.	Specific gravity at 15°.	Percentage of H_2SO_4 .
0	1.006	0.9	34	1.308	40.2
1	1.007	1.9	35	1.320	41.6
2	1.014	2.8	36	1.332	43.0
3	1.022	3.8	37	1.345	44.4
4	1.029	4.8	38	1.357	45.5
5	1.037	5.8	39	1.370	46.9
6	1.045	6.8	40	1.383	48.3
7	1.052	7.8	41	1.397	49.8
8	1.060	8.8	42	1.410	51.2
9	1.067	9.8	43	1.424	52.8
10	1.075	10.8	44	1.438	54.0
11	1.083	11.9	45	1.453	55.4
12	1.091	13.0	46	1.468	56.9
13	1.100	14.1	47	1.483	58.3
14	1.108	15.2	48	1.498	59.6
15	1.116	16.2	49	1.514	61.0
16	1.125	17.3	50	1.530	62.5
17	1.134	18.5	51	1.540	64.0
18	1.142	19.6	52	1.563	65.5
19	1.152	20.8	53	1.580	67.0
20	1.162	22.2	54	1.597	68.6
21	1.171	23.3	55	1.615	70.0
22	1.180	24.5	56	1.634	71.6
23	1.190	25.8	57	1.652	73.2
24	1.200	27.1	58	1.671	74.7
25	1.210	28.4	59	1.691	76.4
26	1.220	29.6	60	1.711	78.1
27	1.231	31.0	61	1.732	79.9
28	1.241	32.0	62	1.753	81.7
29	1.252	33.4	63	1.774	84.1
30	1.263	34.7	64	1.796	86.5
31	1.274	36.0	65	1.819	89.7
32	1.285	37.4	66	1.842	100.0
33	1.297	38.8			

¹ *Dingl. Polyt. Journ.* ccix. 268.

FUMING SULPHURIC ACID.

189 This substance, which is a solution of varying quantities of sulphur trioxide in sulphuric acid, was known before the sulphuric acid manufactured from sulphur, being termed *Nordhausen sulphuric acid*, from the fact that it was prepared at Nordhausen in the Hartz, by heating roasted green vitriol.

Preparation.—(1) When green vitriol or ferrous sulphate, $\text{FeSO}_4 + 7\text{H}_2\text{O}$, is roasted in the air it loses water and becomes oxidized to a basic ferric sulphate, $\text{Fe}_2\text{S}_2\text{O}_9$, which is then further




FIG. 112.

heated in clay retorts, as shown in Fig. 112, when the following decomposition takes place:—



The sulphur trioxide thus formed, partly combines with the water which is still present to form sulphuric acid, whilst the other portion of the trioxide dissolves in the sulphuric acid thus produced.

Fuming sulphuric acid is now almost entirely prepared in Bohemia in the works of J. D. Starck. The solution of green vitriol obtained by the oxidation of the pyrites is evaporated down, and the residue ignited, care being taken that the "vitriol stone" thus obtained is as free as possible from ferrous sulphate, inasmuch as if this body be present sulphur dioxide is formed

in the subsequent distillation, and this carries away with it large quantities of the easily volatile trioxide; thus:—



The more completely the vitriol-stone is oxidized, the larger is the yield of fuming acid, which on an average amounts to from 34 to 50 per cent. In some works the green vitriol is allowed to crystallize out, and the oxidized mother liquors alone used for the production of the fuming acid. Fuming sulphuric acid was formerly chiefly used in the arts for dissolving indigo; at present, however, it is largely employed in the manufacture of artificial alizarine. For this purpose an acid is needed which contains more trioxide than the commercial substance, and hence it is prepared purposely by the manufacturers themselves by heating the fuming acid in cast-iron retorts and collecting the trioxide, which is given off, in another portion of the acid in well-closed receivers.

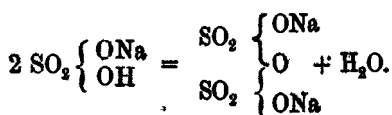
(2) This compound, as has been stated under sulphur trioxide, is also formed when a mixture of oxygen and sulphur dioxide is passed over heated platinum sponge. It has been proposed to employ this reaction for the preparation of common sulphuric acid on the large scale, the sulphur dioxide being obtained from the combustion of sulphur, or from the roasting of pyrites, and this together with air passed over heated platinized asbestos, the fumes of the trioxide being collected in water. It was found that this process cannot be practically carried out, inasmuch as the platinum soon loses this peculiar property, probably owing to the fact that dirt and particles of dust collect on the surface of the metal. For the production, however, of a strongly fuming acid, the following process, according to Winckler,¹ answers well. Common sulphuric acid, as has been shown, decomposes on heating, into aqueous vapour, sulphur dioxide, and oxygen. If the mixture of gases be washed by sulphuric acid in order to remove the water and particles of dust, and then the mixture of dioxide and oxygen passed over heated platinized asbestos, the trioxide is formed and may be collected in sulphuric acid.

Properties.—Fuming sulphuric acid is a colourless, thick, oily liquid when pure, but is generally coloured slightly brown from the presence of organic matter. It has a specific gravity of from 1.86 to 1.89, and evolves on exposure to the air dense white

¹ Dingl. *Polyt. Journ.* cxxviii. 128.

fumes, inasmuch as the volatile trioxide escapes and combines with the aqueous vapour of the air to form sulphuric acid.

When the fuming acid is cooled, white crystals of the compound, $H_2SO_4 + SO_3$, separate out. This substance melts, according to Marignac, at 35° , fumes strongly in the air, and decomposes easily on heating into its constituents. The name *disulphuric acid*, $H_2S_2O_7$, has been given to this substance as it forms a series of very stable salts; thus sodium disulphate, $Na_2S_2O_7$, is obtained by heating the acid sodium sulphate, $HNaSO_4$, so long as water is given off; thus:—



When still more strongly heated this salt decomposes into the normal sulphate and sulphur trioxide.

Sulphur trioxide and sulphuric acid also unite together to form another compound having the composition $SO_3 + 3H_2SO_4$, which consists of a transparent crystalline mass melting at 26° .

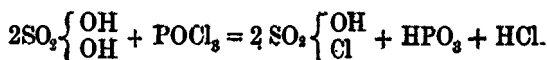
CHLORIDES AND BROMIDES OF SULPHURIC ACID.

CHLOROSULPHONIC ACID, OR SULPHURYLHYDROXYCHLORIDE.



190 Williamson first obtained this substance by the direct union of hydrochloric acid and sulphur trioxide.¹

It is, however, best prepared by the distillation of a mixture of concentrated sulphuric acid and phosphorus oxychloride, thus:—

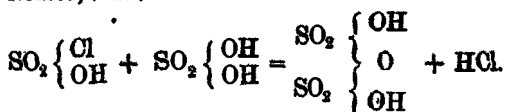


Hence it is seen that chlorosulphonic acid may be considered to be sulphuric acid, in which the group, hydroxyl, OH, is replaced by chlorine. It is a colourless liquid fuming strongly in the air, having a specific gravity of 1.766 at 18° , and boiling at 158° . Its vapour decomposes partially on heating into hydrochloric

¹ *Proc. Roy. Soc.* vii. 11.

acid and sulphur trioxide, and at 216° its vapour density is found to be 32·8, or the dissociation is nearly perfect.

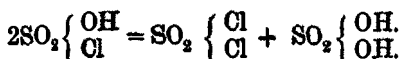
When thrown into water it decomposes with explosive violence, forming hydrochloric and sulphuric acids, and when added to strong sulphuric acid, disulphuric acid and hydrochloric acid are formed, thus :—



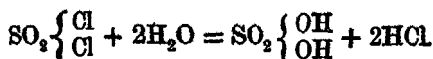
SULPHURYL CHLORIDE. $\text{SO}_2 \left\{ \begin{array}{l} \text{Cl} \\ \text{Cl} \end{array} \right.$

Vapour Density = 67·3.

191 This body was first prepared by Regnault in the year 1838 by the direct union of equal volumes of chlorine and sulphur dioxide in the sunlight.¹ Sulphuryl chloride is also formed when a solution of the two gases in anhydrous acetic acid is allowed to stand. It is, however, most readily obtained by heating chlorosulphonic acid in closed tubes at a temperature of 180° for 12 hours;² thus :—

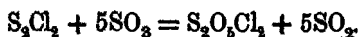


Sulphuryl chloride is a colourless liquid boiling at 70°, possessing a strongly pungent odour, fuming strongly in the air, having a specific gravity of 1·659 at 20° and decomposing in presence of a small quantity of water into chlorosulphonic acid and hydrochloric acid, and with an excess of water into sulphuric acid and hydrochloric acid; thus :—



DISULPHURYL CHLORIDE. $\text{S}_2\text{O}_5\text{Cl}_2$. Vapour Density = 107·25.

The chloride of disulphuric acid was first prepared by Rose³ by the action of chloride of sulphur on sulphur trioxide, thus :—

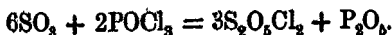


¹ *Ann. Chém. Phys.* lxi. 170.

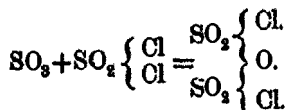
² Behrend, *Ber. Deutsch. Chem. Ges.* viii. 1004.

³ *Pogg. Ann.* xlv. 291.

The same compound has also been obtained by Michaelis¹ by heating sulphur trioxide with phosphorus oxychloride; thus:—



It is likewise formed when common salt is heated with sulphur trioxide, and when this latter substance is brought in contact with sulphuryl chloride; thus:—



It is a colourless fuming liquid, boiling at 146°, and having a specific gravity at 18° of 1.819. Water decomposes it into sulphuric acid and hydrochloric acid.

SULPHUR OXYTETRACHLORIDE. $\text{S}_2\text{O}_3\text{Cl}_4$.

Millon first obtained this substance by the action of moist chlorine upon sulphur or chloride of sulphur. It is best prepared by cooling down a mixture of chloride of sulphur and chlor-sulphonic acid to -15° , and then saturating the liquid with chlorine, when the following decomposition takes place:—



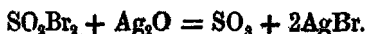
Sulphur oxytetrachloride forms a white crystalline mass, which has a very pungent smell and attacks the mucous membrane violently. It dissolves in water with a hissing noise, forming hydrochloric, sulphuric, and sulphurous acids. Exposed to moist air, it deliquesces with evolution of chlorine, hydrochloric acid, and sulphur dioxide, leaving a residue of thionyl chloride and disulphuryl chloride. When the compound is heated it partially sublimes in fine white needles, whilst another portion decomposes into sulphur dioxide, chlorine, thionyl chloride, and disulphuryl chloride. When kept in closed tubes this body liquefies with the formation of thionyl and sulphuryl chlorides; thus:—



¹ *Zeitsch. der Chem.* (2) vii. 149.

SULPHURYL BROMIDE. $\text{SO}_2 \begin{cases} \text{Br.} \\ \text{Br.} \end{cases}$

Bromine in the presence of sunlight unites with sulphur dioxide, forming a volatile white solid crystalline mass, which when acted upon with silver oxide forms sulphur trioxide;¹ thus:—

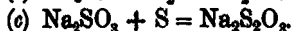


THIOSULPHURIC ACID. $\text{H}_2\text{S}_2\text{O}_3$.

192 This compound is better known under its old name of "hyposulphurous acid," with which name, however, we now designate the body obtained by the reduction of sulphurous acid. Thio-sulphuric acid has not been prepared in the free state, but it forms a series of stable salts which are known as the thio-sulphates (hyposulphites). When dilute sulphuric acid is added to a solution of a thiosulphate, the solution remains, to begin with, perfectly clear; but sulphur soon begins to separate out as a white, very finely divided powder, and the solution is found to contain sulphurous acid which is partly given off as SO_2 ; the thiosulphuric acid, undergoing, on its liberation, the following decomposition:—



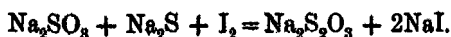
The thiosulphates are formed in various ways: thus, for instance, sodium thiosulphate (commonly called hyposulphite of soda), which was first prepared by Chaussier in 1799, but afterwards more carefully examined by Vauquelin, is prepared when sulphur dioxide is passed into a solution of sodium sulphide; thus:—



The same salt is also formed according to equation (c) when a solution of sodium sulphite is boiled with flowers of sulphur (Vauquelin). Sodium thiosulphate is also formed, when iodine

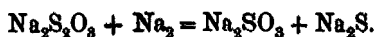
¹ Odling, *Journ. Chem. Soc.* vii. 2.

is added to a solution of sodium sulphite and sodium sulphide ; thus :—

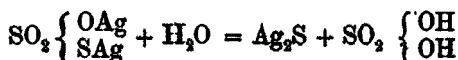


These various methods of preparation point out that thiosulphuric acid is formed by the addition of sulphur to sulphurous acid, just as sulphuric acid is formed by the addition of oxygen to the same substance. Thiosulphuric acid may, therefore, be regarded as sulphuric acid in which one atom of oxygen is replaced by sulphur, and its formula is accordingly $\text{SO}_2 \begin{cases} \text{OH} \\ \text{SH} \end{cases}$.

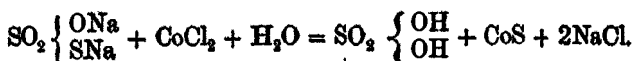
The decompositions which its salts undergo bear out this interpretation of its composition.² Thus the decomposition of the free acid into sulphur and sulphurous acid has already been mentioned ; and when a solution of sodium thiosulphate is treated with sodium amalgam, sodium sulphite and sodium sulphide are formed (Spring) ; thus :—



Again, when silver thiosulphate is warmed with water, black sulphide of silver separates out, and the solution contains free sulphuric acid ; thus :—



And, moreover, when a solution of sodium thiosulphate is treated with cobalt chloride, black sulphide of cobalt is precipitated ; thus :—



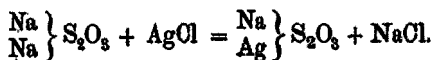
The soluble thiosulphates generally crystallize well, and contain water of crystallization, the last molecule of which is very difficultly removable by heat, generally at such a high temperature that the decomposition of the salt has already commenced. Hence it was formerly supposed that the thiosulphates all contained hydrogen.

The thiosulphates exhibit a great tendency to form double salts ; those of the thiosulphates insoluble in water are found to dissolve in an aqueous solution of sodium thiosulphate, which also has the power of dissolving other insoluble salts,

¹ Spring, *Ber. Deutsch. Chem. Ges.* vii. 1157.

² Schorlemmer, *Journ. Chem. Soc.* [2] vii. 256.

such as silver chloride, silver bromide, silver iodide, lead iodide, lead sulphate, calcium sulphate, &c.; thus:—

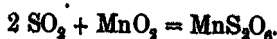


Sodium-silver thiosulphate forms distinct crystals, having the composition $\text{AgNaS}_2\text{O}_3 + \text{H}_2\text{O}$, and these are distinguished by possessing a sweet taste. The use of sodium thiosulphate for fixing prints in photography, first suggested by Sir John Herschel, depends on the formation of this salt. The silver chloride with which the photographic paper is impregnated when exposed to the light becomes blackened, the chloride undergoing a chemical change, after which it is insoluble in sodium thiosulphate. In order, therefore, to fix such a photographic print, it is only necessary, after exposure to light, to soak the paper in a bath of the thiosulphate; the unaltered chloride of silver dissolves, and the picture, on washing, is found to be permanent.

The thiosulphates are distinguished from the sulphites, inasmuch as that when dilute hydrochloric acid or sulphuric acid is added to their solution not only is sulphur dioxide given off as a gas, but free sulphur is deposited as a white powder. In adding a thiosulphate solution to a silver, lead, or mercuric salt, a white precipitate of the insoluble thiosulphate is first thrown down, but this quickly becomes dark, and finally black, from its decomposition into a metallic sulphide and sulphurous acid. Solutions of nickel, cobalt, and mercurous salts give with the thiosulphates dense black precipitates, and when a thiosulphate is boiled with an ammoniacal solution of a ruthenium salt, the solution becomes of such an intensely dark red colour that in the concentrated condition it appears almost black.

DIITHIONIC ACID. $\text{H}_2\text{S}_2\text{O}_4$.

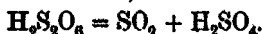
193 This acid, formerly called hyposulphuric acid, was discovered by Welter and Gay-Lussac in 1819. The manganese salt of the acid is prepared by passing sulphur dioxide into water containing manganese dioxide in suspension; thus:—



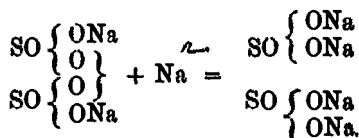
At the same time a portion of the manganese is converted into manganese sulphate; thus:—



In order to obtain the dithionate free from sulphate, advantage is taken of the solubility of barium dithionate in water; baryta water, $\text{Ba}(\text{OH})_2$, is added until all the metal is precipitated as manganese hydroxide, $\text{Mn}(\text{OH})_2$, and all the sulphuric acid is thrown down as insoluble barium sulphate, BaSO_4 ; on evaporating and cooling, barium dithionate, $\text{BaS}_2\text{O}_8 + 2\text{H}_2\text{O}$, crystallizes out, and when this is decomposed by the requisite quantity of dilute sulphuric acid, a solution of dithionic acid is obtained. This solution may be concentrated *in vacuo* over sulphuric acid, until it obtains a specific gravity of 1.347, but on attempting to concentrate it further, the acid is resolved into sulphur dioxide and sulphuric acid; thus:—



In order to obtain the salts of this acid we may add the corresponding base to the acid solution, or they may be obtained more simply by adding a soluble sulphate to barium dithionate. Most of these salts crystallize well, and they contain, with the exception of the potassium salt, water of crystallization. Their aqueous solutions are not oxidized in the cold either by atmospheric oxygen, by nitric acid, or by potassium permanganate; though when they are heated with these oxidizing agents they are decomposed into the sulphates. On heating they decompose partially at 100° , and entirely at a higher temperature, into sulphur dioxide, and a sulphate which remains behind; and when sodium amalgam is added to a solution of sodium dithionate, two molecules of sodium sulphite are formed (R. Otto); thus:—



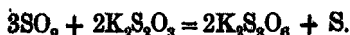
The dithionates are distinguished from the thiosulphates inasmuch as they evolve sulphurous acid when heated with hydrochloric acid without separation of sulphur, whilst the solution contains a sulphate.

TRITHIONIC ACID. $H_2S_3O_6$.

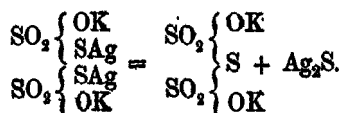
194 In 1842, Langlois obtained the potassium salt of the acid by gently heating a solution of acid potassium sulphate with sulphur; thus:—



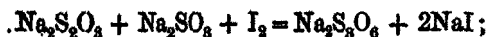
The same salt is also produced when a solution of potassium thiosulphate is saturated with sulphur dioxide; thus:—



The potassium salt is moreover formed when potassium silver thiosulphate is heated with water; thus:—



When iodine is added to a solution of sodium thiosulphate and sodium sulphite, sodium trithionate is likewise formed (Spring); thus:—

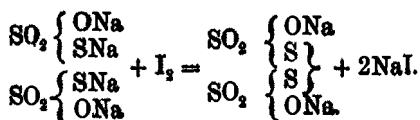


whilst a solution of the trithionate treated with sodium amalgam decomposes again into sulphite and thiosulphate.

In order to prepare the free trithionic acid, fluosilicic acid is added to a solution of the potassium salt, when the insoluble fluosilicate of potassium is precipitated. The aqueous acid thus obtained has no smell, but has a strong acid and bitter taste; it may be concentrated in a vacuum up to a certain point, but it is an unstable compound, and at the ordinary temperature easily decomposes into sulphur, sulphur dioxide, and sulphuric acid. The only one of the trithionates which is well known is the potassium salt. This on heating decomposes into sulphur, sulphur dioxide, and potassium sulphite. Its solution is not precipitated by barium chloride in the cold, though on heating barium sulphate separates out, whilst silver nitrate gives a yellow precipitate which very quickly becomes black on standing.

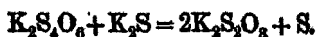
TETRATHIONIC ACID. $H_2S_4O_6$.

195 Fordos and Gélis in 1843 first prepared this acid and its salts. They obtained the sodium salt by adding iodine to an aqueous solution of sodium thiosulphate; thus:—



In order to prepare the free acid, iodine in excess is added very gradually to thiosulphate of barium suspended in a very small quantity of water, the iodide of barium and excess of iodine being removed by shaking up the semi-solid mass with strong alcohol, leaving a white crystalline mass of barium tetrathionate, BaS_4O_6 . This may then be dissolved in a small quantity of water and recrystallized, whilst from this pure salt the acid may be prepared by adding exactly sufficient sulphuric acid to decompose it completely.

Tetrathionic acid is a colourless, inodorous, very acid liquid, which, when dilute, may be boiled without undergoing decomposition, but in the concentrated state is easily decomposed into sulphurous and sulphuric acids and sulphur. The tetrathionates are all soluble in water, but their solutions cannot, as a rule, be evaporated without decomposition into sulphur and a trithionate. Sodium amalgam decomposes the compound into two molecules of thiosulphate, and the same decomposition occurs on addition of potassium sulphide; thus:—

PENTATHIONIC ACID. $H_2S_5O_6$.

196 Wackenroder first prepared this acid in 1845 by passing sulphuretted hydrogen into a solution of sulphur dioxide, thus:—

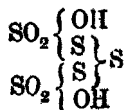


The milky liquid obtained in this way is digested with metallic copper until it becomes clear, any metallic copper which is dissolved being precipitated by sulphuretted hydrogen. The clear solution can then be concentrated, without decomposition occurring,

until it attains a specific gravity of 1.6, but if concentrated beyond this point it evolves sulphur dioxide. Pentathionic acid is colourless and inodorous; its salts have been only slightly investigated; they appear to decompose very easily with the separation of sulphur and the formation of tetrathionate and trithionate. Barium pentathionate is obtained by dissolving barium carbonate in aqueous pentathionic acid. On the addition of alcohol, a crystalline precipitate of this salt is thrown down, and the same salt is formed when chloride of sulphur is added to barium thiosulphate and water, thus:—



From this reaction it would appear that the constitution of pentathionic acid is represented by the following formula:—



Nitrate of silver produces a yellow precipitate which very soon becomes dark, and when ammoniacal silver solution is added a dark-brown precipitate is at once produced, which gradually becomes black from formation of silver sulphide. The other polythionic acids do not yield a precipitate with an ammoniacal silver salt.

Doubts as to the existence of pentathionic acid have been lately raised by Spring,¹ but the more recent experiments of Stingl and Morawski,² as well as those of W. Smith and Ishimatsu,³ appear to disprove his conclusions.

SELENIUM. Se = 79.0, Vapour Density = 79.0.

197 We owe the discovery of this element to Berzelius.⁴ He first found it in the deposit from the sulphuric acid chambers at Gripsholm in Sweden, in the year 1817, and it is to him that we are indebted for the knowledge of its most important compounds. The name selenium is derived from $\Sigma\epsilon\lambda\eta\nu\eta$, the moon, on account of its analogy with the element tellurium (*tellus*, the earth), discovered shortly before.

Although selenium is somewhat widely distributed, it occurs only in small quantities. It is found as sulphur selenide in the island of Volcano, and occurs, chiefly combined with certain

¹ *Bull. Acad. Belg.* [2] xlv. 1878.

² *Journ. Prao. Chem.* 1879, p. 88.

³ *Chem. Soc. Journ.* 1880.

⁴ *Schweigg Journ.* xxiii. 309, 430; *Pogg. Ann.* vii. 242, viii. 423.

metals, at Clausthal and Zorge in the Harz, as the mineral clausenthalite, $PbSe$; a selenide of copper and lead, $PbSe + CuSe$; lehrbachite, $PbSe + HgSe$; selenide of silver, Ag_2Se ; selenide of copper, $CuSe$. We also find it as onofrite, $HgSe + 4HgS$, in Mexico; whilst eucalrite, $CuSe + AgSe$, and crookesite, $(CuTlAg)Se$, occur at Skrikerum in Sweden. Selenium is also found in very small quantity in many other minerals, especially in certain iron-pyrites and copper-pyrites, and where these are used for the manufacture of sulphuric acid, a red deposit containing selenium is found in the chambers.

Preparation.—In order to prepare selenium from this deposit, it is mixed with equal parts of sulphuric acid and water to a thin paste and then boiled; nitric acid or potassium chlorate being added until the red colour disappears. In this way a solution of selenic acid, H_2SeO_4 , is obtained, and this is then heated with half its volume of fuming hydrochloric acid until three-quarters of the liquid has evaporated. By this process chlorine is evolved, and selenious acid, H_2SeO_3 , formed. The cold solution is then poured off from the solid matter and saturated with sulphur dioxide, when selenium separates out as a red powder. The selenium thus obtained contains lead and other metals, from which it may be separated by either distillation or by fusing it with a mixture of nitre and carbonate of soda, by which means sodium selenate is formed, and this is then again treated with hydrochloric acid and sulphur dioxide as above described (Wöhler). Selenium may also be easily obtained from the chamber deposit by heating it on a water-bath with a concentrated solution of cyanide of potassium until it assumes a pure grey colour. On the addition of hydrochloric acid to the filtered solution selenium is deposited in cherry-red flakes. This also contains both copper and lead, and these impurities are removed either by the process as described above or by evaporating the selenium to dryness with nitric acid and reducing the aqueous solution of selenium dioxide by means of sulphur dioxide (Nilson).

Properties.—Selenium, like sulphur, exists in two allotropic modifications, one soluble, the other insoluble in carbon disulphide (Berzelius, Hittorf).

Soluble selenium is obtained as a finely divided brick-red coloured powder, when a cold solution of selenious acid is precipitated by a current of sulphur dioxide; and as a black crystalline powder when this gas is passed through a hot

solution. Other reducing agents, such as iron, zinc, stannous chloride or phosphorous acid, also precipitate soluble selenium from solutions of selenious acid. Selenium crystallizes from solution in carbon disulphide in small dark-red translucent crystals, which are isomorphous with the monoclinic form of sulphur, and have a specific gravity of 4.5.¹ When selenium is fused and allowed to cool quickly it solidifies to a dark brownish-black glassy translucent amorphous brittle mass, which is also soluble in carbon disulphide, and has a specific gravity of 4.3. Soluble selenium has no definite melting point, softening gradually on heating.

The insoluble or metallic selenium is obtained by cooling melted selenium quickly to 210° and then keeping the melted mass at this temperature for some time. The selenium at length solidifies to a granular crystalline mass, the temperature rising suddenly in the act of solidification to 217°. The solid mass, thus obtained has a specific gravity of 4.5, and is insoluble in carbon disulphide. This change from the soluble to the insoluble condition also takes place, but more slowly, at lower temperatures; thus, if a mass of soluble selenium be placed in an air-bath at 100°, the change to the insoluble variety takes place gradually, and the temperature rises up to 217°. If a concentrated solution of potassium or sodium selenide be exposed to the air, black selenium separates out in microscopic crystals which have a specific gravity of 4.8, and are likewise insoluble in carbon disulphide. The insoluble or metallic selenium has a constant melting point at 217°, and when quickly cooled it is converted into amorphous soluble selenium. Both modifications of selenium are soluble in chloride of selenium and separate out from this solution in the form of metallic selenium. According to the experiments of Mitscherlich, selenium boils somewhat below 700°, and forms then a dark-red vapour which condenses either in the form of scarlet *flowers of selenium*, or in dark shining drops of the melted substance. Like sulphur, the vapour density of selenium diminishes very rapidly with the temperature; thus at 860° the vapour density is 110.7, whilst at 1420° it has a density of 81.5, closely corresponding to the normal vapour density of 79.4.

Metallic selenium conducts electricity, and exposure to light increases its conducting power.² The peculiar effect of light

¹ Rammelsberg, *Ber. Deutsch. Chem. Ges.* vii. 669.

² Sale, *Proc. Roy. Soc.* xxi. 283; W. G. Adams, *Ibid.* xxlii. 533; W. Siemens, *Berlin, Ber. Akad.*, 1875.

is best exhibited on selenium which has been exposed for a considerable time to a temperature of 210° , until it has attained a granular crystalline condition. Non-luminous heat-rays do not exert an influence of this kind, and when selenium is heated its electrical resistance is increased. On exposing selenium to the action of diffused daylight, the electrical resistance instantly diminishes to one-half of what it was before; this, however, is only a temporary change, for on cutting off the light, the electrical resistance of the selenium slowly increases, and after a short time reaches the amount exhibited before the exposure. This remarkable property of selenium may probably be made use of for photometrical purposes.

When selenium is heated in the air it burns with a bright blue flame, forming an oxide of selenium to which is due the characteristic odour, resembling that of rotten horse-radish, noticed when selenium burns. The emission spectrum of selenium is seen when a small bead of the element is held in a non-luminous gas flame; it is a channelled spectrum highly characteristic and beautiful, consisting of a very large number of bright bands, which in the green and blue are arranged at regular intervals.¹ According to Salet,² selenium, like sulphur, gives two emission spectra, one consisting of lines and the other of bands. The absorption spectrum of selenium has been examined by Gernez.³

SELENIUM AND HYDROGEN.

HYDROGEN SELENIDE, OR SELENIURETTED HYDROGEN. H_2Se .
Density = 40.5.

198 This gas is formed when selenium vapour and hydrogen are heated together, and the amount which is thus produced is a function of the temperature. The quantity formed increases when the temperature is raised from 250° to 520° , but above this point the amount gradually diminishes. When selenium is heated in a closed tube filled with hydrogen, it sublimes in the cool part of the tube in the form of beautiful glittering crystals, and these increase in number until the whole of the

¹ W. M. Watts, *Index of Spectra*, p. 56.

² *Compt. Rend.* lxxiii. 559 and 742.

³ *Ibid.* lxxiv. 1190.

selenium has volatilized. The formation of these crystals depends upon the decomposition by heat of the seleniuretted hydrogen which is formed; for when selenium is heated in a tube filled with an indifferent gas, only red amorphous selenium is found to sublime.

Seleniuretted hydrogen is easily obtained by the action of dilute hydrochloric acid on potassium selenide, K_2Se , or on iron selenide, $FeSe$. It is a colourless, inflammable gas, possessing a smell which, to begin with, resembles that of sulphuretted hydrogen, but afterwards is found to have a much more persistent and intolerable odour, a small quantity affecting the mucous membrane in a remarkable degree, attacking the eyes, and producing inflammation and coughing which last for days.

Berzelius describes the effects as follows:¹—"In order to become acquainted with the smell of this gas I allowed a bubble not larger than a pea to pass into my nostril; in consequence of its action I so completely lost my sense of smell for several hours that I could not distinguish the odour of strong ammonia, even when held under my nose. My sense of smell returned after the lapse of five or six hours, but severe irritation of the mucous membrane set in and lasted for a fortnight."

In order to ascertain the composition of seleniuretted hydrogen, metallic tin is heated in a measured volume of the gas, when tin selenide is formed, and a volume of hydrogen is liberated equal to that of the original gas.

Hydrogen selenide is more soluble in water than the corresponding sulphur compound, yielding a colourless solution which reddens blue litmus paper, colours the skin of a reddish-brown tint, and possesses the fetid odour of the gas. Exposed to the air, the aqueous solution absorbs oxygen with the separation of red selenium. When added to solutions of salts of most of the heavy metals, it produces precipitates of the insoluble selenides in an analogous manner to sulphuretted hydrogen.

SELENIUM AND CHLORINE.

199 Selenium, like sulphur, forms several compounds with chlorine.

¹ *Lehrbuch*, 5 Aufl. ii. 213.

SELENIUM MONOCHLORIDE. Se_2Cl_2 .

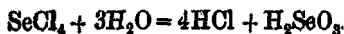
When a current of chlorine is passed over selenium, the latter melts and is converted into a brown oily liquid, which is selenium monochloride. Selenium is readily dissolved by this compound, separating out on cooling in the form of metallic selenium (Rathke). Selenium monochloride is slowly decomposed by water according to the equation :

SELENIUM TETRACHLORIDE. SeCl_4 .

This body is obtained by the further action of chlorine upon the monochloride, as well as when selenium dioxide is heated with phosphorus pentachloride (Michaelis) ; thus :—



The tetrachloride is a white solid body, which on heating volatilizes without previously melting, subliming in small crystals. It also crystallizes from solution in phosphorous oxychloride in the form of bright shining cubes. It dissolves in water with formation of hydrochloric and selenious acids ; thus :—



SELENIUM AND BROMINE.

SELENIUM MONOBROMIDE. Se_2Br_2 .

200 Equal parts of bromine and selenium combine together with evolution of heat to form a black semi-opaque liquid, having a specific gravity at 15° of 3.6. It has a disagreeable smell resembling that of chloride of sulphur, and colours the skin of a permanent red-brown tint. On heating it is decomposed, and when brought into contact with water, selenious acid and hydrobromic acids are formed ; thus :—



SELENIUM TETRABROMIDE. SeBr_4 .

This compound is formed by the further action of bromine on the monobromide. It is an orange yellow crystalline powder, best obtained by adding bromine to a solution of selenium monobromide in carbon disulphide. It is very volatile, vaporizing between 75° and 80° with partial decomposition and subliming in black six-sided scales. It possesses a disagreeable smell similar to that of chloride of sulphur, decomposes in contact with moist air into bromine and the monobromide, and dissolves in an excess of water with formation of hydrobromic and selenious acids.

SELENIUM AND IODINE.**SELENIUM MONO-IODIDE. Se_2I_2 .**

The compounds of selenium and iodine resemble those of selenium with chlorine and bromine. The mono-iodide is obtained when the two elements are brought together in the right proportions (Schneider), and forms a black shining crystalline mass, melting between 68° and 70° with the evolution of a small quantity of iodine. When more strongly heated, it decomposes into iodine which volatilizes, and selenium which remains behind, and is decomposed by water in a similar way to the corresponding bromide.

SELENIUM TETRA-IODIDE. SeI_4 .

It is a granular dark crystalline mass, which melts, at from 75° to 80° , to a brownish-black liquid, translucent in thin films; when more strongly heated it decomposes into its elements.

SELENIUM AND FLUORINE.

When the vapour of selenium is passed over melted fluoride of lead, a fluoride of selenium sublimes in crystals. These are soluble in hydrofluoric acid, and are decomposed by water (Knox).

SELENIUM AND OXYGEN.

OXIDES AND OXYACIDS OF SELENIUM.

201 Only one oxide of selenium, the dioxide, SeO_2 , is with certainty known to exist in the free state. A lower oxide is stated by Berzelius to be formed when selenium burns in the air, and is probably the cause of the peculiar smell then observed, which is so penetrating that if 1 mgrm. of selenium be burnt in a room the smell is perceptible in every part.

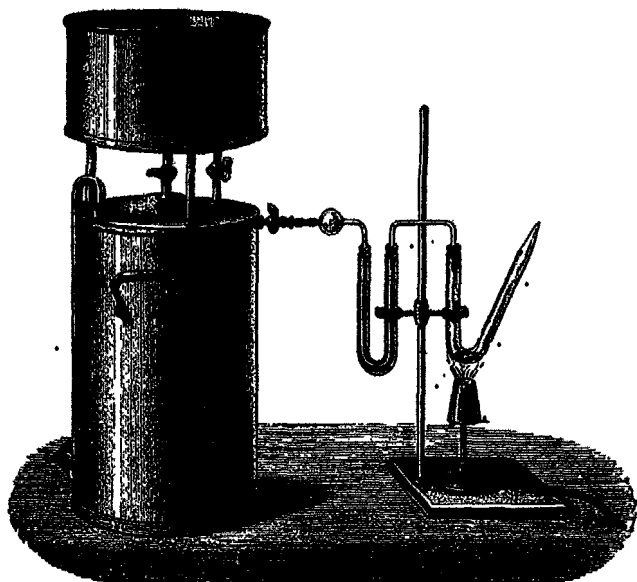


FIG. 113.

- Selenium also forms two oxyacids—selenious acid, H_2SeO_3 , and selenic acid, H_2SeO_4 .

SELENIUM DIOXIDE. SeO_2 .

When selenium is placed in a bent tube, as shown in Fig. 112, and strongly heated in a current of oxygen, contained in the gas-holder and dried by passing over pumice-stone saturated with sulphuric acid, it takes fire and burns with a bright blue flame, a white sublimate of solid selenium dioxide being deposited in the cool part of the tube. Thus obtained it forms long, four-sided.

bright white, needle-shaped crystals, which do not melt when heated under the ordinary atmospheric pressure, but evaporate, when heated to about 300° , yielding a greenish yellow-coloured vapour possessing a powerful acid smell (Berzelius).

SELENIOS ACID. H_2SeO_3 .

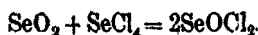
202 Selenious acid is formed when selenium is heated with nitric acid, or when five parts of the dioxide are dissolved in one part of hot water. On cooling, clear, long, colourless, prismatic, nitre-shaped crystals of selenious acid separate out. These have a strong acid taste, and, when heated, decompose into selenium dioxide and water. If sulphur dioxide is allowed to pass into a hydrochloric acid solution of selenious acid, selenium is deposited as a red powder. This decomposition takes place but slowly in the cold and in absence of light; but when the liquid is heated or in the sunlight, the change occurs quickly. Organic substances also bring about this reduction, and the colourless solution of the pure acid soon becomes tinged when exposed to the air, owing to the presence of the dust in the atmosphere. Selenious acid is distinguished from sulphurous acid by this reaction, for sulphurous acid gradually absorbs oxygen from the air.

Selenious acid is a dibasic acid, and forms not only acid and normal salts, but also salts, containing acid selenites united with selenious acid; thus, $HKSeO_3 + H_2SeO_3$.

The normal selenites of the alkaline metals are easily soluble in water; those of the alkaline earths and the heavy metals are insoluble; whilst all the acid salts are soluble compounds. When a selenite is heated on charcoal in the reducing flame, a characteristic horse-radish-like smell is emitted, and when heated in a glass tube with sal-ammoniac, selenium sublimes. The selenites are further distinguished by the fact that red selenium is precipitated when sulphur dioxide is led into their solution in water or in hydrochloric acid.

SELENYL CHLORIDE, OR SELENIUM OXYCHLORIDE. $SeOCl_2$.

This chloride of selenious acid is formed by the action of selenium dioxide on selenium tetrachloride; thus:—



It is a yellow liquid which fumes on exposure to air; and which, when cooled below 10° , deposits crystals having a specific gravity of 2.44. It boils at $179^{\circ}5$ (Michaelis), and decomposes with water in the same way as all acid chlorides. When mixed with thionyl chloride, selenium tetrachloride and sulphur dioxide are formed; thus:—

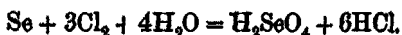


SELENYL BROMIDE. SeOBr_2 .

Formed by the action of selenium tetrabromide on selenium dioxide. The two substances are melted together, and the compound, on cooling, crystallizes in long needles.

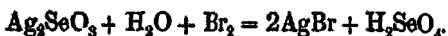
SELENIC ACID. H_2SeO_4 .

203 This acid, discovered in 1827 by Mitscherlich, is formed by the action of chlorine on selenium or on selenious acid in presence of water; thus:—



By the same reaction selenites may be converted into selenates. Bromine may for this purpose be employed instead of chlorine. Potassium selenate is also obtained when selenium is fused with nitre.

In order to prepare selenic acid, a solution of sodium selenite is treated with silver nitrate; and to the precipitate obtained, suspended in water, bromine is added (J. Thomsen); thus:—



The aqueous solution of selenic acid can be concentrated by evaporation, but it cannot be thus completely freed from water, as at a temperature of about 280° it begins to decompose into oxygen selenium dioxide and water. By evaporation to 265° a liquid is obtained having a specific gravity of 2.609, and containing 94.9 per cent. of selenic acid. When a hot solution of the above strength is placed under the receiver of an air-pump, the specific gravity may be brought up to 2.627, and then it contains 97.4 per cent. of selenic acid (Fabian).

The concentrated acid is a colourless, very acid liquid, which is miscible with water in all proportions, heat being thereby evolved. The heated aqueous acid dissolves gold and copper with formation of selenious acid, whilst iron, zinc, and other metals dissolve with evolution of hydrogen and production of selenates. This acid is not reduced either by sulphur dioxide or by sulphuretted hydrogen, and differs in this respect, therefore, remarkably from selenious acid. When boiled with hydrochloric acid it decomposes with the evolution of chlorine and formation of selenious acid; thus:—



This mixture dissolves gold and platinum, these metals combining with the chlorine thus set at liberty.

The *selenates* exhibit the closest analogy with the sulphates so far as regards amount of water of crystallization, crystalline form, and solubility. Barium selenate, like the sulphate, is completely insoluble in water, and is employed for this reason in the quantitative determination of selenic acid; it is, however, distinguished from barium sulphate inasmuch as when boiled with hydrochloric acid the insoluble selenate is decomposed into the soluble selenite, whereas barium sulphate remains unchanged. All the other selenates are also reduced to selenites by means of hydrochloric acid, and this reaction serves as a means of recognising these compounds.

SELENIUM AND SULPHUR.

204 These two elements can be melted together in all proportions. When sulphuretted hydrogen is passed into a solution of selenious acid, a yellow precipitate of *selenium disulphide*, SeS_2 , is formed. This body when dried, forms a red solid mass melting at a little above 100° , and afterwards solidifying to a translucent orange-red mass.

If on the other hand seleniuretted hydrogen be passed into a solution of sulphurous acid, a yellow precipitate is formed, which appears chiefly to consist of *sulphur diselenide*, SSe_2 .

When sulphur and selenium are dissolved together in bisulphide of carbon, an isomorphous mixture of the two elements crystallizes out on cooling. This mixture if it contain not more than four atoms of sulphur to one atom of selenium assumes

the monoclinic form of the selenium crystals; when, however, the amount of sulphur is increased, the rhombic form of the latter element is assumed (Bettendorf, and vom Rath).

SELENOSULPHUR TRIOXIDE. SeSO_3 .

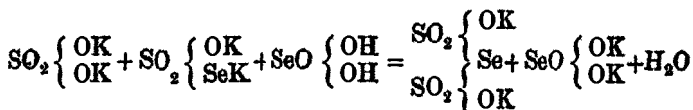
It has long been known that when selenium is dissolved in fuming sulphuric acid, a beautiful green colour is produced, and it has recently been proved that this colour is due to the formation of the above compound. This substance is best prepared by dissolving selenium in freshly distilled well-cooled sulphur trioxide. The compound then separates out in the form of tarry drops which soon solidify to prismatic crystals, having a dirty green colour, and yielding when broken up a yellow powder. The compound dissolves in sulphuric acid with a green colour, and is decomposed on addition of water with separation of selenium and formation of sulphuric, sulphurous, and selenious acids. On heating, the body does not melt but decomposes into selenium, selenium dioxide, and sulphur dioxide (Weber).

SELENOSULPHURIC ACID. $\text{SO}_2 \begin{cases} \text{OH} \\ \text{SeH} \end{cases}$.

This compound, which corresponds to thiosulphuric acid, was discovered by Cloez,¹ and like this latter acid is not known in the free state. Its potassium salt is obtained when a solution of sulphurous acid is mixed with one of potassium selenide, or when selenium is dissolved in a solution of normal potassium sulphite. The *selenosulphates* are isomorphous with the thio-sulphates, and are decomposed by all acids, even by sulphurous acid, with the separation of red selenium.

SELENOTRITHLONIC ACID. $\text{H}_2\text{SeS}_2\text{O}_6$.

The potassium salt of this acid is formed when a solution of potassium selenosulphate is mixed with an excess of normal potassium sulphate, and a concentrated solution of selenious acid, thus:—



¹ *Bull. Soc. Chim.* 1861, 112.

Like triibionic acid, this substance is not known in the free state. Its reactions correspond to those of its sulphur representative except that the precipitates contain selenium as well as sulphur.

TELLURIUM. Te = 128, Density = 12.8.

205 Tellurium occurs in small quantities in the free state in nature, and by early mineralogists was termed *aurum paradoxum* or *metallum problematicum*, in consequence of its metallic lustre. In 1782 native tellurium was more carefully examined by Müller von Reichenstein. He came to the conclusion that it contained a peculiar metal, and at his suggestion, Klaproth¹ in 1798 made an investigation of the tellurium ores confirming the views of the former experimenter that it contained a new metal, to which he gave the name of tellurium from *tellus*, the earth. Berzelius² in 1832, made a more exhaustive investigation on tellurium; he likewise considered the substance itself to be a metal, but its compounds were found to correspond so closely with those of sulphur and selenium, that tellurium was placed in the sulphur group.

Tellurium belongs to the rarer elements. It occurs in Transylvania, Hungary, California, Virginia, Brazil, and Bolivia, in small quantities in the native state, but it is generally found in combination with metals as graphic tellurium, or sylvanite (AgAu) Te₂; black tellurium, or Nagyagite (AuPb)₂ (TeSSb)₃; white tellurium, or silver telluride, Ag₂Te; tetradymite, or bismuth telluride, Bi₂Te₃ &c.

Preparation.—In order to prepare pure tellurium, tellurium-bismuth containing about 60 per cent. of tellurium, 36 per cent. of bismuth, and about $\frac{1}{2}$ per cent. of sulphur, is mixed with an equal weight of pure carbonate of soda, and then the mixture rubbed up with oil to a thick paste, and heated strongly in a well-closed crucible. The mass is then lixiviated with water, and the filtered solution, which contains sodium telluride and sodium sulphide, is exposed to the air, when the tellurium gradually separates out as a grey powder, which after washing and drying may be purified by distillation in a current of hydrogen (Berzelius).

¹ *Croll. Ann.* i. 91.

² *Fogg. Ann.* xxviii. 392; xxxii. 1 and 577.

In order to obtain the tellurium from graphic- or from black-tellurium, the ore is treated with hydrochloric acid in order to free it from antimony, arsenic, and other bodies. The residue is then boiled with aqua regia, and the filtrate evaporated to drive off the excess of nitric acid; ferrous sulphate is then added, which precipitates the gold, and the tellurium is thrown down in the filtrate by means of sulphur dioxide (v. Schrötter).

Properties.—Pure tellurium is a bluish-white body possessing a metallic lustre, and crystallizing in rhombohedra. Tellurium is a very brittle substance, and can therefore be easily powdered. Its specific gravity is 6.24: it melts at about 500°, and boils at a still higher temperature, and may accordingly be easily purified by distillation in a stream of hydrogen gas.

Tellurium burns when heated in the air with a blue flame evolving white vapours of tellurium dioxide. It is insoluble in water and carbon disulphide, but dissolves in cold fuming sulphuric acid, imparting to the solution a deep-red colour, which is probably due to the formation of a compound analogous to sulphur sesquioxide, namely, $STeO_3$, the tellurium being precipitated on the addition of water. On heating the sulphuric acid solution the tellurium is oxidized, sulphur dioxide being given off. In the same way it rapidly undergoes oxidation in the presence of nitric acid.

When heated nearly to the melting-point of glass, tellurium emits a golden-yellow vapour, which gives an absorption spectrum, consisting of fine lines stretching from the yellow to the violet.¹ The emission spectrum of tellurium has been mapped by Salet² and Ditte.³

According to Deville and Troost the vapour of tellurium possesses a specific gravity of .908 at 1390°, which number agrees well with the theoretical density of 128.⁴

A recent determination of the atomic weight of tellurium by Wills⁵ gives the number 127.85.

TELLURIUM AND HYDROGEN.

TELLURIUM HYDRIDE, OR TELLURETTED HYDROGEN. H_2Te .

Density = 65.

206 This compound, discovered by Davy in 1810, is a colourless gas possessing a foetid smell similar to that of sulphuretted

¹ Gernez, *Comptes Rendus*, lxxiv. 1190.

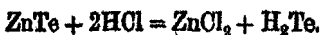
² *Comptes Rendus*, lxxvii. 559-742.

³ *Ibid.* lxxviii. 262. ⁴ *Ibid.* lvi. 471.

⁵ *Chem. Soc. Journ.* 1879 i. 704.

hydrogen. It is formed in small quantities when tellurium is heated in hydrogen gas. If this is allowed to take place in a sealed tube, the same phenomenon presents itself as is observed with selenium, and the tellurium sublimes in long glittering prisms.

In order to prepare telluretted hydrogen, tellurium is heated with zinc, and the zinc telluride thus formed, decomposed by hydrochloric acid; thus:—



Tellurium hydride is easily combustible, burning with a blue flame. It is soluble in water, and this solution absorbs oxygen from the air, tellurium being deposited. Like sulphuretted hydrogen, telluretted hydrogen precipitates many of the metals from their solutions in the form of tellurides. The soluble tellurides, such as those of the alkaline metals, form brownish red solutions from which tellurium is deposited on exposure to the air.

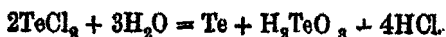
The density of tellurium hydride, as that of seleniuretted hydrogen, has not been as yet directly determined, but Bineau has shown that both gases, when they are heated with certain metals, give up all their selenium or tellurium, thus leaving a residue of hydrogen which occupies the same volume as the original gas. Hence each molecule of both of these gases contains one molecule of hydrogen combined, as analysis shows, with one atom of each of these elements. Consequently one volume of tellurium hydride contains one part by weight of hydrogen and sixty-four parts by weight of tellurium.

TELLURIUM AND CHLORINE.

TELLURIUM DICHLORIDE. TeCl_2 .

207 This compound is formed together with the tetrachloride when chlorine is passed over melted tellurium. It may be separated from the less volatile tetrachloride by distillation, and thus obtained, it forms an amorphous almost black mass which gives a greenish yellow powder and is easily fusible, yielding a deep red-coloured vapour.

Water decomposes the compound with separation of tellurium and formation of tellurous acid; thus:—



TELLURIUM TETRACHLORIDE. TeCl_4 .

Is formed by the further action of chlorine on the preceding compound. It is a white crystalline body which easily melts, forming a yellow liquid, which when more strongly heated becomes at last of a dark red colour and begins to boil. It is extremely hygroscopic, and is decomposed when thrown into cold water, an insoluble oxychloride being formed together with tellurous acid. Hot water, on the other hand, gives rise only to the formation of the latter compound. Like the corresponding tetrachlorides of sulphur and selenium it forms crystalline compounds with a large number of metallic chlorides.

TELLURIUM AND BROMINE.**TELLURIUM DIBROMIDE. TeBr_2 .**

Is best obtained by heating the tetrabromide with tellurium. On heating it volatilizes in the form of a violet vapour, which condenses to black needles, readily melting, and again solidifying to a crystalline mass.

TELLURIUM TETRABROMIDE. TeBr_4 .

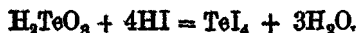
In order to prepare this compound, finely divided tellurium is added to bromine which has been cooled down to 0° . It is a dark yellow solid body which can be sublimed without decomposition. It dissolves in a small quantity of water with a yellow colour, but when added to a large quantity of water the solution becomes colourless from the formation of hydrobromic and tellurous acids.

TELLURIUM AND IODINE.**TELLURIUM DI-IODIDE. TeI_2 .**

Obtained as a dark black crystalline mass by heating iodine and tellurium together in the proper proportions.

TELLURIUM TETRA-IODIDE. TeI_4 .

Is formed by the action of hydriodic acid on tellurous acid; thus:—



It forms an iron-grey crystalline mass which melts when gently heated, and when heated more strongly decomposes with separation of iodine. It is but slightly soluble in cold water, and is decomposed by boiling water.

TELLURIUM AND FLUORINE.

TELLURIUM TETRAFLUORIDE. TeF_4 .

Is prepared by heating the dioxide with hydrofluoric acid in a platinum retort. It distils over as a colourless, transparent, very deliquescent mass.

TELLURIUM AND OXYGEN.

OXIDES AND OXYACIDS OF TELLURIUM.

208 Like sulphur and selenium, tellurium yields two acid-forming oxides, TeO_2 , and TeO_3 .

TELLURIUM DIOXIDE. TeO_2 .

Occurs in the impure state in nature as tellurite or tellurium ochre, from Facebay in Transylvania. It is formed by the combustion of tellurium in the air, and separates out in small octahedra when tellurium is dissolved in warm nitric acid. It is only very slightly soluble in water, and the solution does not redden blue litmus paper. On heating it melts to a lemon-yellow liquid which boils on further heating without decomposition, whilst on cooling it solidifies to a white crystalline mass. Although this is an acid-forming oxide, it also exhibits basic properties, inasmuch as it combines with certain acids forming an unstable class of salts which are decomposed by water.

TELLUROUS ACID. H_2TeO_3 .

Is obtained by pouring a solution of tellurium in dilute nitric acid into water. It separates out in the form of a very voluminous precipitate, which when placed over sulphuric acid dries to a light white powder. It is but slightly soluble in water, and the solution possesses a bitter taste. Tellurous acid,

like sulphurous acid, is dibasic, and therefore forms two series of salts: thus we have, normal potassium tellurite, K_2TeO_3 , and acid potassium tellurite, $KHTeO_3$. Tetra-tellurites also exist, and these are obtained by the combination of normal tellurites with the dioxide; thus:—



The tellurites of the alkali metals are soluble in water, and are formed by the solution of the acid in an alkali, or also by fusing the dioxide with an alkali. The tellurites of the alkaline earths are only slightly soluble, and those of the other metals are insoluble in water, but soluble in hydrochloric acid.

TELLURIUM TRIOXIDE. TeO_3 .

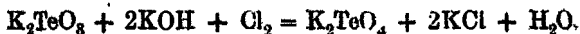
This oxide is prepared by heating crystallized telluric acid to nearly a red heat. If it is heated too strongly, a small quantity of dioxide is formed with evolution of oxygen, but this can be separated by treatment with hydrochloric acid, in which it dissolves, whilst the trioxide is insoluble. Tellurium trioxide is an orange yellow crystalline mass, which, when strongly heated decomposes into oxygen and the dioxide.

TELLURIC ACID. H_2TeO_4 .

209 When tellurium or the dioxide is fused with carbonate of potash and saltpetre, potassium tellurate is formed; thus:—



The same salt is produced when chlorine is passed through an alkaline solution of a tellurite; thus:—



On dissolving the fused mass in water, and adding a solution of barium chloride, the insoluble barium tellurate is precipitated; this is purified by washing with water, and afterwards decomposed by the exact amount of sulphuric acid necessary. The clear acid solution, filtered from the sulphate of barium, gives on evaporation crystals of the hydrated acid having the composition $H_2TeO_4 + 2H_2O$. These are difficultly soluble in cold, but readily soluble in hot water. When the crystals are heated to 160° they lose their water of crystallization, and the telluric acid

remains as a white powder nearly insoluble in cold, but readily dissolving in hot water, with formation of the crystalline hydrate.

The Tellurates.—Amongst the tellurates only those of the alkali-metals are more or less readily soluble in water, those of the remaining metals being either sparingly soluble or insoluble in water, although generally dissolving readily in hydrochloric acid.

Certain of the tellurates are found to exist in two modifications, viz. :—

(a) As colourless salts, soluble in water or in acids.

(b) As yellow salts, insoluble in water and in acids.

Besides these modifications we are acquainted not only with normal and acid tellurates, but with several other series of acid salts; thus we have :—

(1) Normal potassium tellurate, $K_2TeO_4 + 5H_2O$, obtained upon evaporation of a solution, either in the form of crystalline crusts, or as a gum-like residue, both being soluble in water.

(2) $K_2TeO_4 + TeO_3 + 4H_2O$, a salt sparingly soluble in cold, but dissolving freely in hot water, and crystallizing to a woolly mass.

(3) $K_2TeO_4 + 3TeO_3 + 4H_2O$ (or $2KHTeO_4 + 2H_4TeO_4 + H_2O$), a salt sparingly soluble in water, obtained by adding nitric acid to salt No. 2.

The yellow modification of this salt is obtained when salt No. 2 is heated to redness. On adding water to the residue, normal potassium tellurate dissolves out, and a tetratellurate remains behind, being insoluble in water and in dilute acids.

Barium tellurate, $BaTeO_4 + 3H_2O$, is a white powder not precipitated in dilute solutions as it is not quite insoluble in water. The di- and tetra-tellurate of barium, as well as the calcium and strontium tellurates, are similar white precipitates, whilst the magnesium tellurate is rather more soluble. All the other tellurates are insoluble in water.

When a tellurate is heated to redness, oxygen is evolved and a tellurite formed, and this reduction also occurs, with the evolution of chlorine, when a tellurate is heated with hydrochloric acid; thus :—



TELLURIUM AND SULPHUR.

TELLURIUM DISULPHIDE. TeS_2 ,

210 Is obtained as a dark brown precipitate when sulphuretted hydrogen is passed through an alkaline solution of a tellurite, until it is saturated, and then hydrochloric acid added. The dry compound, when rubbed, exhibits a metallic lustre, and on heating it melts, but is decomposed at a high temperature into sulphur and tellurium.

TELLURIUM TRISULPHIDE. TeS_3 .

In order to obtain this substance, a dilute solution of telluric acid must be saturated with sulphuretted hydrogen in a closed vessel, and the solution allowed to stand. The trisulphide is deposited gradually as a greenish-black powder.

Both sulphides combine with metallic sulphides to form thio salts; thus—

Potassium thiotellurite, K_2STeS_2 , and
Potassium thiotellurate, K_2TeS_4 .

NITROGEN. $\text{N} = 14.01$, Density = 14.01 .

211 Dr. Rutherford, Professor of Botany in the University of Edinburgh, showed in the year 1772 that when animals breathe in a closed volume of air, it not only becomes laden with impure air from the respiration, but contains, in addition, a constituent which is incapable of supporting combustion and respiration. He prepared this constituent by treating air in which animals had breathed with caustic potash, by means of which the fixed air (carbonic acid) can be removed. The residual air was found to extinguish a burning candle, and did not support the life of animals which were brought into it.¹

In the same year Priestley found that when carbon is burnt in a closed bell-jar over water, one-fifth of the common air is converted into fixed air which can be absorbed by milk of lime; a residual (phlogisticated) air incapable of supporting either combustion or respiration being left. Priestley, however, did not consider that this air was a constituent of the atmosphere, and it is to Scheele that we owe the first statement. contained in the

¹ Rutherford, *De aere Mephitico*, Edinb. 1772.

introduction to his treatise on *Air and Fire*, that the "air must be composed of two different kinds of elastic fluids." The constituent known as mephitic or phlogisticated air was first considered to be a simple body by Lavoisier, who gave to this gas the name azote (from α , privative, and $\zeta\omega\sigma$, life). Chaptal first suggested the name nitrogen, which it now generally bears (from *nitrum*, saltpetre, and *γεννάω*, I give rise to), because it is contained in saltpetre.

Nitrogen is found in the free state in the atmosphere, of which it forms four-fifths by bulk, and occurs also in combination in many bodies such as ammonia, in the nitrates, and in




FIG 114.

many organic substances which form an essential part of the bodies of vegetables and animals.

212 Preparation.—The simplest method for preparing nitrogen is to remove the oxygen from the air. This can be done in a variety of ways:—

(1) A small light porcelain basin is allowed to swim on the water of a pneumatic trough. A small piece of phosphorus is brought into the basin and ignited. The basin is then covered by a large tubulated bell-jar (see Fig. 114). The phosphorus burns with the deposition of a white cloud of phosphorus pentoxide, which, however, soon dissolves, whilst on cooling, one-fifth of the contents of the bell-jar is found to be filled with water. The colourless residual gas is nitrogen; this may be easily proved by first allowing the bell-jar to sink so far in the trough that the level of the water in the inside and outside is equal, after which, on opening the stopper and plunging a burning taper

into the bell-jar, the flame is seen to be instantly extinguished. The nitrogen thus obtained is never perfectly pure, as it always contains small quantities of oxygen which have not been removed by the combustion of the phosphorus. In presence of aqueous vapour, phosphorus slowly absorbs the oxygen of the air, even at the ordinary temperature, whilst the sulphides of the alkali metals as well as moist sulphide of iron (obtained by heating flowers of sulphur, with iron filings and a little water) act in a similar way.

(2) In order to obtain pure nitrogen, air contained in a gas-holder is allowed to pass through tubes, T and T', Fig. 115, containing caustic potash and sulphuric acid for the purpose of purifying the air from carbon dioxide and drying it. The air thus purified is passed over turnings of pure metallic copper contained in a long glass tube (e f) which is heated to redness


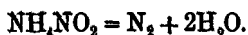


FIG. 115.

in a charcoal furnace; copper oxide is thus formed, and pure nitrogen passes over and is collected in the pneumatic trough.

(3) Pure nitrogen can also be obtained by heating a concentrated solution of ammonium nitrite; thus:—



(4) By the action of chlorine upon ammonia, pure nitrogen is also formed; thus:—



The chlorine evolved in a large flask passes into a three-necked-bottle flask containing a strong aqueous solution of ammonia. The nitrogen gas which is here liberated is collected in the ordinary way over water, as shown in Fig. 116. Care must, however, be taken in this preparation that the ammonia is always present in excess, otherwise chloride of nitrogen may be formed, and this is a highly dangerous body, which explodes most violently.

(5) Ammonium nitrate and ammonium chloride, when heated


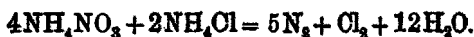


FIG. 116.

together in solution, yield a mixture of nitrogen and chlorine gases; thus :—



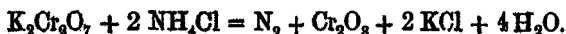
The gases thus evolved may be separated by passing them through milk of lime or caustic soda solution, when the chlorine is absorbed and the nitrogen passes over.

(6) On heating ammonium dichromate, nitrogen gas, chromium sesquioxide and water, are formed; thus :—



Nitrogen may be obtained by this reaction at a cheaper rate by heating a mixture of potassium dichromate and sal-ammoniac

instead of the ammonium dichromate, which is a somewhat expensive salt; thus:—



213 Properties.—Pure nitrogen is a colourless, tasteless, inodorous gas, which is distinguished by its inactive properties; hence it is somewhat difficult to ascertain its presence in small quantities. As has been said, it does not support combustion, nor does it burn nor render lime-water turbid. It combines directly with but very few elements, although indirectly it can easily be made to form compounds with a large number of the elementary bodies, and many of its compounds, such as nitric acid, ammonia, chloride of nitrogen, &c., possess characteristic and remarkable properties. The specific gravity of nitrogen is 0.9713, and one litre at 0°, and under the normal pressure, weighs 1.256167 gm. (Regnault). Cailletet liquefied nitrogen by allowing it suddenly to expand under a pressure of 200 atmospheres.

Nitrogen is but slightly soluble in water, one volume of water absorbing only 0.01607 of the gas at 10°, and a smaller quantity at higher temperatures.¹ The co-efficient of the solubility of nitrogen (*c*) may be found by the following interpolation formula:—

$$c = 0.020346 - 0.00053887t + 0.00001156t^2.$$

The gas is rather more soluble in alcohol than in water.

There are two characteristic spectra of nitrogen both obtained by passing the spark from an induction coil through a Geissler's tube containing a small quantity of highly rarefied nitrogen gas. The nitrogen spectrum commonly obtained in this way is a channelled one, exhibiting a large number of bright bands, especially numerous in the violet. If the spark is produced by high tension, as when a Leyden jar is used, a spectrum of numerous fine lines distributed throughout the length of the spectrum will be obtained (Plücker).

NITROGEN AND HYDROGEN,

AMMONIA. NH_3 . Density = 8.505.

214 Ammonia is found in the atmosphere in the form of the carbonate forming a small but essential constituent of the air. It likewise occurs in combination with nitric and nitrous acids in rain-water, and, especially as sal-ammoniac, NH_4Cl , and as

¹ Bunsen's *Gasometry*, p. 144.

sulphate of ammonia, $(\text{NH}_4)_2\text{SO}_4$, deposited on the sides, the craters, and in the crevices of the lava streams of active volcanoes, as well as mixed with boric acid in the fumaroles of Tuscany. Many samples of rock-salt also contain traces of ammoniacal compounds, and all fertile soil contains this substance, which is likewise found, although in small quantities, widely distributed in rain and in running water, as well as in sea-water, in clays, marls, and ochres. Ammoniacal salts are also found in the juices of plants and in most animal fluids, especially in the urine.

Ammonia was known to the early alchemists in the form of the carbonate under the name of *spiritus salis urinae*. In the fifteenth century Basil Valentine showed that the same body may be obtained by the action of an alkali upon sal-ammoniac; and Glauber, in consequence, termed this body *spiritus volatilis salis armoniaci*. Sal-ammoniac, which was known to Geber, appears to have been brought in the seventh century from Asia to Europe, and was known under the name of *sal-armoniacum*. It is possible that this sal-ammoniac was derived from the volcanoes of Central Asia. Geber, however, describes the artificial production of the salt by heating urine and common salt together. In later times, sal-ammoniac was brought into Europe from Egypt, where it was prepared from the soot obtained by burning camel's dung. Its original name was altered to *sal-armoniacum*, and then again changed to *sal-ammoniacum*. This last name served originally to describe the common salt (chloride of sodium), which was found in the Libyan desert in the neighbourhood of the ruins of the temple of Jupiter Ammon. Boyle says in his "Memoirs for the Natural History of Human Blood:"¹—"Though the *sal-armoniac* that is made in the East may consist in great part of camel's urine, yet that which is made in Europe, and commonly sold in our shops, is made of man's urine." Later on, sal-ammoniac was obtained by the dry distillation of animal refuse, such as hoofs, bones, and horns; the carbonate of ammonia thus obtained being neutralized with hydrochloric acid. From this mode of preparation ammonia was formerly termed *spirits of hartshorn*.

Up to the time of Priestley, ammonia was known only in the state of aqueous solution, termed spirits of hartshorn, or *spiritus volatilis salis ammoniaci*; and Stephen Hales, in 1727, mentions that when sal-ammoniac is heated with lime in a

¹ Boyle, op. iv. 597, 1684.

vessel closed by water, no air is given out, but, on the contrary, water is drawn into the apparatus.

Priestley, in 1774, repeated this experiment, with the difference, however, that he used mercury to close his apparatus. He thus discovered ammonia gas, to which he gave the name of *alkaline air*. He also found, that, when electric sparks are allowed to pass through this alkaline air, its volume undergoes a remarkable change, and the residual air is found to be combustible. Berthollet, following up this discovery in 1785, showed that the increase of volume which ammonia gas thus undergoes is due to the fact that it is decomposed by the electric spark into hydrogen and nitrogen. This discovery was confirmed, and the composition of the gas more accurately determined by Austin (1788), H. Davy (1800), and Henry (1809). It was shown by them that, in the reaction above described, two volumes of ammonia are resolved into three volumes of hydrogen and one of nitrogen.

215 It has recently been proved by Donkin that ammonia can be synthetically prepared by the direct combination of its elements,¹ the silent electric discharge being, for this purpose, passed through a mixture of nitrogen and hydrogen.

Ammonia is also formed:—

(1) By the putrefaction or decay of the nitrogenous constituents of plants and animals.

(2) By the dry distillation of the same bodies; that is, by heating these substances strongly out of contact with air.

(3) By the action of hydrogen on the salts of nitric or nitrous acid.

It is to the first of these processes that we owe the existence of ammonia in the atmosphere, whilst the second serves for the production of ammonia and its compounds, especially of sal-ammoniac, on the large scale.

At the present day almost all the sal-ammoniac and other ammoniacal salts are prepared from the ammoniacal liquor which is obtained as a by-product in the manufacture of coal-gas. Coal consists of the remains of an ancient vegetable world, and contains about 2 per cent. of nitrogen, the greater part of which, in the process of the dry distillation of the coal carried on in the manufacture of the gas, is obtained in the form of ammonia dissolved in the water and other products formed at the same time.

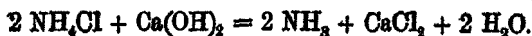
¹ W. F. Donkin, *Proc. Roy. Soc.* xxi 281.

In order to prepare sal-ammoniac from this liquor, which contains not only free ammonia, but the sulphide, carbonate, sulphite and thiosulphate of ammonia, it is boiled with milk of lime to liberate the whole of the ammonia. This ammonia distils over, and the distillate is neutralized with hydrochloric acid, and the sal-ammoniac formed as follows:—



This salt is then evaporated to dryness and purified by sublimation. Frequently, however, sulphate of ammonia is first prepared, and as this is more easily purified, it is much used as the raw material from which the other ammoniacal compounds are manufactured.

Preparation.—If any one of these ammoniacal salts be heated with an alkali, such as potash or soda, or with an alkaline earth, such as lime, the ammonia is set free as gas. In order to prepare the gas it is only necessary, therefore, to heat together sal-ammoniac and slaked lime; thus:—



In order to ensure the decomposition of all the sal-ammoniac, a large excess of lime is usually employed. One part by weight of powdered sal-ammoniac is for this purpose mixed with two parts of caustic lime slaked to a fine dry powder; these are well mixed together, and then introduced into a capacious flask, placed on a piece of wire gauze and heated by a Bunsen-lamp. The ammonia gas, which comes off when the mixture is gently heated, is then dried by allowing it to pass through a cylinder filled with small lumps of quick-lime, and the gas thus dried may be collected either over mercury, or, like hydrogen, by upward displacement in an inverted dry cylinder as shown in Fig. 117, inasmuch as this gas is $\frac{8.505}{14.47} = 0.586$ times as light as air, one litre weighing at 0° and under 760 mm. pressure, 0.76193 grams.

216 Properties.—Pure ammonia is a colourless gas, possessing, like its aqueous solution, a peculiar pungent alkaline odour and caustic taste. In the solid state, however, it possesses but a very faint smell. Ammonia gas turns red litmus-paper blue, like the alkalies, neutralizes acids, and forms with them a series of stable compounds, termed the *ammoniacal salts*.

Ammonia gas was first liquefied by Faraday, in 1823, by heating a compound of silver chloride with ammonia,

placed in one limb of a strong bent tube hermetically sealed, whilst the other limb was placed in a freezing mixture. The compound of silver chloride and ammonia is obtained by saturating dry precipitated silver chloride with ammonia gas; it has the formula $\text{AgCl}(\text{NH}_3)_2$ and fuses at 38° , whilst at about 115° it begins to part with its ammonia. The gas thus collects in the tube until the pressure is reached under which it begins to condense as a clear, highly refracting liquid. When the silver chloride cools, the ammonia is again absorbed, the original compound being re-formed. Liquid ammonia is also easily obtained




FIG. 117.

by leading the gas into a tube plunged in a freezing mixture composed of crystallized calcium chloride and ice, and having a temperature of -40° . Liquid ammonia is a colourless highly refracting liquid, boiling at $-33^\circ.7$ (Bunsen). When the temperature of the liquid is lowered to below -75° in a bath of solid carbonic acid and ether placed *in vacuo*, a mass of white translucent crystals of solid ammonia is obtained (Faraday).

The co-efficient of expansion of liquid ammonia is 0.00204 , and, therefore, larger than that of most liquids having a higher boiling point; its specific gravity compared with water at 0° is 0.6234 .¹

¹ Jolly, *Ann. Chem. Pharm.* cxvii. 181.

The tension of liquid ammonia at 0° is 4.4 atmospheres, at 15.5° 6.9 atmospheres, and at 28° 10 atmospheres.

The condensation of ammonia by pressure and the production of cold by its evaporation can easily be shown by the following experiment. The apparatus required for this purpose consists essentially of two strong glass tubes (*a* and *b*, Fig. 118), which are closed below and are connected together by the tubes (*c* *e*)




FIG. 118.

and (*d d*). The tube (*d d*) ends at (*l*) in a narrower tube (*m m*), which is at this point melted into the tube (*a*). The tube (*a*) is three-fourths filled with an alcoholic solution of ammonia saturated at 8° , and then placed in the cylinder (*A*). The syphon tube (*g*) and the tube (*f f*), which reach to the bottom of the cylinder, are fixed in position through the cork. In order now to perform the experiment, the cylinder (*A*) is nearly filled with warm water; the glass stopcock (*h*) is

opened, and the tube (*b*) placed in ice-cold water. The water contained in the flask is now quickly boiled, and thus the water in (*A*) is rapidly heated to 100° , and the ammonia gas driven out of solution until by its own pressure it liquefies in (*b*). As soon as the condensation of liquid ammonia ceases, the ebullition is stopped and a portion of the hot water is withdrawn from the cylinder by means of the syphon (*g*), cold water is allowed to enter the cylinder, and after a while this is replaced by ice-cold water. The cylinder (*B*) is now removed, when the liquefied ammonia begins to evaporate and is again absorbed by the alcohol, though only slowly. But, on closing the stopcock (*h*), the gas above the alcohol is quickly absorbed, and thus the equilibrium is disturbed. The ammonia now passes rapidly

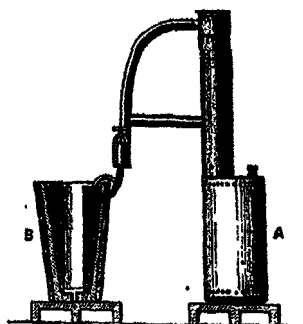


FIG 119.

through the tube (*m m*), and is absorbed so quickly that the liquid ammonia in (*b*) begins to boil, by which the temperature is so much lowered, that if a test-tube containing water is placed outside (*b*) it is soon filled with ice.

Ammonia may be used for the artificial production of ice. For this purpose an apparatus (Fig. 119) has been invented by M. Carré. It consists of two strong iron vessels connected by a vent-pipe of the same metal. The cylinder (*A*) contains water saturated with ammonia gas at 0° . When it is desired to procure ice, the vessel (*A*) containing the ammonia solution, which we may term the retort, is gradually heated over a large gas-burner. The ammonia gas is thus driven out of solution, and as soon as the pressure in the interior of the vessel exceeds that of seven atmospheres, it condenses in the double-walled receiver (*B*)

When the greater portion of the gas has thus been driven out of the water, the apparatus is reversed, the retort (A) being cooled in a stream of cold water, whilst the liquid which it is desired to freeze is placed in the cylinder (D), placed in the interior portion (E) of the hollow cylinder. A re-absorption of the ammonia by the water now takes place, and a consequent evaporation of the liquefied ammonia in the receiver. This evaporation is accompanied by the absorption of heat which becomes latent in the gas. Thus the receiver is soon cooled




FIG. 120.

down far below the freezing point, and the liquid contained in the vessel (D) is frozen. For the production of larger quantities of ice, a continuous ammonia freezing machine of more complicated construction, but arranged on the same principle, has been devised by M. Carré, in which 10 kilos. of ice can be prepared by the combustion of 1 kilo. of coal.¹

Ammonia is not combustible at the ordinary temperature, and a flame is extinguished if plunged into the gas. But if ammonia be mixed with oxygen by passing through a tube, the

¹ Ice-making machines depending on the same principle are now in use in which liquefied sulphur dioxide, or ether, are employed instead of aqueous ammonia.

escaping gas may be ignited, and burns with a pale yellow flame, with formation of water, nitrogen gas, and nitric acid, HNO_3 . Another method of showing the combustibility of ammonia is to put a jet of this gas into the bottom of an ordinary Bunsen-burner, in which a flame of coal-gas is already burning; the flame becomes at once coloured yellow, and increases greatly in dimensions. A third experiment of this nature is, to allow a stream of oxygen gas to bubble through a small quantity of strong aqueous ammonia placed in a flask and warmed as shown in Fig. 120; on bringing a light in contact with the mixed gases issuing from the neck of the flask they will be seen to burn with a large yellow flame.

217 Ammonia gas is very soluble in water; one gram. of water absorbs at 0° and under normal pressure, 0.875 grms. or 1148 cbc. of the gas. The solubility at different temperatures is given in the following table (Roscoe and Dittmar):—¹

Temp.	Gram.	Temp.	Gram.	Temp.	Gram.	Temp.	Gram.
0°	0.875	16°	0.582	32°	0.382	48°	0.244
2°	0.833	18°	0.554	34°	0.362	50°	0.229
4°	0.792	20°	0.526	36°	0.343	52°	0.214
6°	0.751	22°	0.499	38°	0.324	54°	0.200
8°	0.713	24°	0.474	40°	0.307	56°	0.186
10°	0.679	26°	0.449	42°	0.290		
12°	0.645	28°	0.426	44°	0.275		
14°	0.612	30°	0.403	46°	0.259		

The same observers have found that the absorption of ammonia in water does not obey the law of Dalton and Henry at the ordinary atmospheric temperature, inasmuch as the quantity absorbed does not vary directly as the pressure. Sims² has shown that at higher temperatures the deviations from the law become less until at 100° the gas obeys the law, the quantity absorbed being directly proportional to the pressure, taken of course under pressures higher than the ordinary atmospheric pressure, inasmuch as boiling water does not dissolve any of the gas under the pressure of one atmosphere.

In order to show the great solubility of ammonia gas in water the same apparatus may be employed which was used for

¹ *Chem. Soc. Journ.* xii. 128.

² *Quart. Journ. Chem. Soc.* (xiv. 1).

exhibiting the solubility of hydrochloric acid in water (Fig. 121), the lower balloon being filled with water slightly coloured with red litmus solution.

The liquor ammoniæ of the shops, a solution of the gas in




FIG. 121.

water, is prepared (as shown in Fig. 122) by passing the gas, which has been previously washed, into a flask containing water kept cool by being placed in a large vessel of cold water, considerable heat being evolved in the condensation of the gas.

The commercial liquor ammoniæ is now frequently prepared

directly from the ammoniacal liquor of the gas-works instead of from sal-ammoniac. For this purpose the liquor is heated together with milk of lime in an iron boiler having a capacity of 1,000 gallons. The gas which is evolved is first passed through a long system of cooling tubes before it enters the washing and condensing apparatus. The condenser consists of a series of tubes filled with charcoal, by means of which any





FIG. 122.

remaining empyreumatic impurities are removed. By this method, if the system of tubes be sufficiently long, and by the use of a sufficient number of wash-bottles, a perfectly pure liquor ammonia can be obtained.

The fact that great heat is evolved in the production of the saturated solution of ammonia is rendered evident by the following experiment. If a rapid current of air be passed

through a cold concentrated solution of ammonia, the gas will be driven out of solution, and an amount of heat will be absorbed exactly equal to that which was given off when the solution of the gas was made, in consequence of which the temperature of the liquid will be seen to fall below -40° . A small quantity of mercury may thus be frozen. Ammonia is very soluble in alcohol, and this solution, which is frequently used in the laboratory, is most conveniently prepared by gently warming a concentrated aqueous solution of ammonia and passing the gas thus evolved into alcohol. This method may also be employed for preparing the gas in place of heating sal-ammoniac with lime.

218 Composition of Ammonia.—In order to determine the composition of ammonia the arrangement shown in Fig. 123 is employed. The ammonia gas is placed in the closed limb of the syphon eudiometer, after which the mercurial column in both



limbs is brought to the same height, the volume accurately read off, and a series of electric sparks from the induction coil allowed to pass through the gas until its volume undergoes no further alteration. The tube and gas are next allowed to cool, and the pressure in both limbs again adjusted. On the volume being again measured it is seen to have doubled. Oxygen is next added in such proportion that the mixture shall contain no more than 35 per cent of the explosive mixture of oxygen and hydrogen (2 volumes of hydrogen to 1 of oxygen), and an electric spark is passed through the mixture. From the alteration of volume which takes place, the proportion of hydrogen to nitrogen can readily be deduced, as is seen from the following example :—

Volume of ammonia	20.0
" nitrogen and hydrogen	40.0
After the addition of oxygen	157.5
After the explosion	112.5

Hence 45 volumes have disappeared, of which 30 consisted of hydrogen; consequently two volumes of ammonia contain 3 volumes of hydrogen and 1 volume of nitrogen.

That the relation between hydrogen and nitrogen in ammonia gas is in the proportion of three volumes of the former to one of the latter can be shown by the following experiment thus clearly described by Prof. Hofmann :—¹

A glass tube for holding chlorine, having a small stoppered portion separated from the rest of the tube by a glass stopcock used for receiving solution



FIG. 124.

of ammonia, and admitting it, drop by drop, to the chlorine, constitute the requisite apparatus (Fig. 124). The glass tube is from 1 to 1.5 metre long, sealed at one end, open at the other, and marked off, by elastic caoutchouc rings slipped over it and clipping it firmly, into three equal portions.

The apparatus is thus employed. The long chlorine-tube having been filled with lukewarm water and inverted over a pneumatic trough, with its mouth immersed below the water-level, is filled with chlorine in the usual way (see Fig. 125). When full, it is still allowed to stand for about fifteen minutes over the chlorine delivery-tube, that its interior surface may be quite freed from the chlorine-saturated water that would else remain adherent to it. The stopcock is now closed and the chlorine thus shut in the tube. This is then removed from the trough, and turned

¹ *Introduction to Modern Chemistry.*

round so that the stoppered end is uppermost. The small space between the stopcock and the end is next two-thirds filled with a strong solution of ammonia, and a single drop of the ammonia-solution is suffered to fall into the chlorine tube, the stopcock being opened for a moment for this purpose (Fig. 126). The entrance of this drop into the atmosphere of chlorine is marked by a small, lambent, yellowish-green flame at the point where the drop enters the gas. Drop by drop, at intervals of a few seconds, the ammonia solution is allowed to fall into the




FIG. 125.

chlorine-tube, the ammonia of each drop being converted, at the instant of its contact with the chlorine, into hydrochloric acid and nitrogen with a flash of light and the formation of a dense white cloud. The addition of ammonia must be continued till the whole of the chlorine present is supplied with hydrogen at the expense of ammonia. To insure the ammoniacal solution being added in excess, a column of three or four centimetres is abundantly sufficient. The result is that the hydrochloric acid formed combines with the excess of ammonia to form a compound, which makes its appearance as a white deposit lining

the interior of the chlorine tube. This deposit, being soluble, is readily washed down and dissolved by agitating the liquor in the tube, which now contains the whole of the nitrogen separated, except a little which remains dissolved in the liquor. This small quantity of dissolved nitrogen is easily expelled from the liquor by heat.

We are now sure of two points, viz., that the whole of the chlorine has been converted into hydrochloric acid at the expense of the ammonia; and, that we possess within our tube the whole of the nitrogen thus set free.




FIG. 126.

It becomes our next object to withdraw the excess of the ammonia. For this purpose dilute sulphuric acid, which fixes ammonia, is introduced by means of the portion of the tube previously employed to admit ammonia.

The nitrogen, being thus freed from all intermixed gaseous bodies, has only now to be brought to mean atmospheric temperature and pressure in order that it may be ready for measurement.

The temperature, which had been raised by the application of heat to the liquor to expel the dissolved nitrogen therefrom,

is readily brought back to the mean by plunging the tube into cold water. To equalize the pressure within and without the tube, the bent syphon tube (Fig. 127) is employed. One end of this communicates with the interior of the tube, while the other plunges beneath the surface of water subject to atmospheric pressure. That this pressure exceeds that of the gas in the tube is at once seen by the flow of water through the syphon into




FIG. 127.

the tube. As the water-level in the tube rises, the nitrogen, previously expanded, gradually approaches its normal volume, which it exactly attains when the flow ceases, showing the pressure within and without to be in equilibrium. Both temperature and pressure being now at the mean, all the requisite conditions are fulfilled for obtaining an exact knowledge of the true volume of nitrogen; and this, on inspection, is found to

exactly fill one of the three divisions marked off at the outset on our tube.

Now, bearing in mind that we started with the three divisions full of chlorine, and that we have saturated this chlorine with hydrogen supplied by the ammonia; bearing in mind, moreover, that hydrogen combines with chlorine, bulk for bulk, it is evident that the one measure of nitrogen which remains in the tube has resulted from the decomposition of a quantity of ammonia containing three measures of hydrogen.

It is, therefore, clearly proved by this experiment that ammonia is formed by the union of three volumes of hydrogen with one volume of nitrogen (Hofmann).

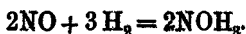
219 *Detection and Estimation of Ammonia.*—The method adopted for the detection and estimation of small traces of ammonia with Nessler's reagent has already been described under Natural Waters (see p. 252). If the quantity of ammonia or of ammoniacal salt be larger, it may be detected by the peculiar smell of the gas, by its alkaline reaction, and by the formation of white fumes in presence of strong hydrochloric acid. When an ammoniacal salt is present, the ammonia must be liberated by heating the solid salt, or its solution, with a caustic alkali. For the estimation of ammonia in quantities larger than those for which Nessler's method is applicable, it is usual to distil the ammonia either into hydrochloric acid of known strength, and then to ascertain, by volumetric analysis with a standard solution of alkali, the amount of hydrochloric acid remaining free, or into hydrochloric acid of unknown strength to which a solution of platonic chloride, PtCl_4 , is added. On evaporating the resulting solution to dryness on a water bath, and exhausting with alcohol, an insoluble yellow precipitate of the double chloride of platinum and ammonium, $2\text{NH}_4\text{Cl} + \text{PtCl}_4$, is left, and this can either be collected on a weighed filter, or it may be ignited and the quantity of the metallic platinum remaining weighed, from which the weight of ammonia is calculated.

In addition to its use in the laboratory and as a means of obtaining artificial cold, ammonia is also largely employed for the preparation of carbonate of soda, for the production of aniline colours, and in the manufacture of indigo.

The salts of ammonia will be described under the Compounds of the Alkaline Metals.

HYDROXYLAMINE, OR OXY-AMMONIA. NOH_3 .

220 This base, which is sometimes termed oxy-ammonia, was discovered in 1865 by Lossen; it is only known in aqueous solution and in combination with acids.¹ It is formed by the action of nascent hydrogen on nitric oxide gas, thus:—



For the purpose of preparing hydroxylamine, nitric oxide, evolved from its solution in ferrous sulphate, is led through a series of flasks containing granulated tin and hydrochloric acid.² As hydrogen is only slowly evolved from this mixture in the cold, a small quantity of platinum tetrachloride is added to the contents of each flask; metallic platinum is thus precipitated on to the tin, and a galvanic action is set up, by which means the solution of gas becomes more rapid. After the action has continued for two hours, the liquid is poured off, and the tin in solution precipitated by sulphuretted hydrogen, the sulphide filtered off, and the solution evaporated. The residue is then treated with absolute alcohol, which leaves undissolved the greater part of the sal-ammoniac formed in the reaction, whilst it dissolves the hydrochlorides of hydroxylamine. In order to free the alcoholic solution from the small quantity of sal-ammoniac which it contains, a few drops of platinum chloride are added, the precipitate of the double chloride of platinum and ammonium being filtered off, and the filtrate again evaporated to dryness. The residue, consisting of hydrochloride of hydroxylamine, or oxy-ammonium chloride, NOH_4Cl , is then treated with the requisite quantity of dilute sulphuric acid, and the solution evaporated. To the sulphate of hydroxylamine thus prepared, baryta-water is added until the whole of the sulphuric acid has been precipitated, when an aqueous solution of hydroxylamine is obtained.

Prepared in this way hydroxylamine forms a colourless, odourless solution, possessing a strong alkaline reaction. When distilled, no residue is left, and the distillate contains ammonia, together with undecomposed hydroxylamine. The solution of hydroxylamine possesses strongly reducing properties, precipitating the metals mercury, silver, and gold from their

¹ *Ann. Chem. Pharm. Suppl. Bd.* vi. 220.

² Ludwig and Hein, *Ber. Deutsch. Chem. Ges.* ii. 161

solutions, and throwing down cuprous oxide from a hot solution of cupric sulphate. This last reaction serves as a most delicate test for the presence of hydroxylamine, one part in 100,000 parts of water being thus recognisable.

The salts of hydroxylamine will be described hereafter. On heating they all decompose with effervescence, the nitrate yielding nitric oxide gas, and water, thus :—



The constitution of hydroxylamine is represented by the formula, $\text{N} \begin{cases} \text{OH}, \\ \text{H}, \\ \text{H}, \end{cases}$ it is, therefore, ammonia in which one atom of hydrogen is replaced by the monad radical hydroxyl.

COMPOUNDS OF NITROGEN WITH THE ELEMENTS OF THE CHLORINE GROUP.

CHLORIDE OF NITROGEN, OR NITROGEN CHLORIDE.

221 This dangerous body was discovered by Dulong¹ in 1811, who, notwithstanding the fact that he lost one eye and three fingers in the preparation of this body, yet continued the investigation of the substance. A similar accident happened in 1813 to Faraday and Davy, who had, however, been made aware of the explosive properties of this substance. "Knowing that the liquid would go off on the slightest provocation, the experimenters wore masks of glass, but this did not save them from injury. In one case Faraday was holding a small tube containing a few grains of it between his finger and thumb, and brought a piece of warm cement near it, when he was suddenly stunned, and on returning to consciousness found himself standing with his hand in the same position, but torn by the shattered tube and the glass of his mask even cut by the projected fragments. Nor was it easy to say when the compound could be relied on, for it seemed very capricious; for instance, one day it rose quickly in vapour in a tube exhausted by the air-pump, but on the next day, when

¹. *Schweigg Journ.* viii. 302.

subjected to the same treatment, it exploded with a fearful noise and injuring Sir H. Davy."¹

The composition of the chloride of nitrogen has not yet been determined with accuracy. It is formed when chlorine is led into a warm solution of sal-ammoniac, or when a solution of hypochlorous acid is brought into contact with ammonia (Balard). If a galvanic current be passed through a concentrated solution of sal-ammoniac, chloride of nitrogen is deposited on the positive pole (Böttger, Kolbe). These methods of formation appear to show that chloride of nitrogen is formed by the hydrogen of ammonia being replaced by chlorine. Whether this replacement is perfect or only partial remains for the present undecided.




FIG. 123.

Chloride of nitrogen is a thin, yellowish oil, having a specific gravity of 1.653. It evaporates quickly on exposure to the air, and possesses a peculiar pungent smell, the vapour attacking the eyes. When chloride of nitrogen is quickly heated, or when it is brought in contact with certain bodies, such as phosphorus or turpentine, it explodes with great violence, giving out light, and pulverizing any glass or porcelain vessels in which it may be contained. In cold water it undergoes spontaneous decomposition with the evolution of chlorine, nitrogen, hydrochloric acid, and nitrous acid.

The following method is employed for preparing this dangerous

¹ Gladstone, *Life of Faraday*, p. 10.

substance in small quantities, and for showing its explosive properties without risk. A flask of about two litres capacity, having a long neck, is filled with chlorine, and placed mouth downwards in a large glass basin filled with warm saturated solution of sal-ammoniac as shown in Fig. 128. Below the neck of the flask is placed a small thick leaden saucer, in which the chloride of nitrogen is collected. The solution of sal-ammoniac absorbs the chlorine, and, as soon as the flask is three parts filled by the liquid, oily drops are seen to collect on the surface inside the flask. These gradually increase, and at last drop one by one down into the leaden saucer. When a few drops have collected, the leaden saucer may be carefully removed by a pair of clean tongs, another being placed in its stead. A small quantity of the chloride of nitrogen may be exploded by touching it with a feather moistened with turpentine attached to the end of a long rod. Another drop of the oil may be absorbed by filtering paper, and when this is held in a flame a loud explosion likewise ensues.

The formation and properties of chloride of nitrogen may be also exhibited in the following way. A solution of sal-ammoniac, saturated at a temperature of 28° , is brought into a glass basin (A, Fig. 129), and a cylinder (B), the lower end of which is closed by a piece of bladder, is also filled with the solution and placed upright in the basin. A layer of oil of turpentine is then poured on to the top of the liquid in the cylinder, and a platinum plate (a) in contact with the positive pole of a battery of six cells placed in the cylinder, whilst the negative pole (b) is placed under the bladder in the basin. Yellow oily drops soon begin to form on the surface of the positive pole, and these gradually become detached from the pole, and rise in the liquid until they come in contact with the layer of turpentine, when they explode.




FIG. 129.

BROMIDE OF NITROGEN.

When bromide of potassium is added to chloride of nitrogen under water, potassium chloride and bromide of nitrogen are formed. The latter is a dark red very volatile oil, possessing a powerful smell, and being as explosive as chloride of nitrogen (Millon.)

IODEDE OF NITROGEN

222 When iodine is brought into contact with aqueous or alcoholic ammonia, a black powder is formed which, when dried, decomposes spontaneously with a very violent detonation either when touched, or when slightly heated, violet vapours of iodine being emitted. This compound gradually decomposes under cold water, pure iodine being left behind. Warm water facilitates this decomposition, and the body explodes violently when thrown into boiling water.

The composition of this black powder appears to vary according to the process employed in its preparation. Serullas,¹ who first prepared this body, precipitated an alcoholic solution of iodine with aqueous ammonia; the compound thus obtained possesses, according to Gladstone,² the composition NHI_2 ; but according to Stahlschmidt,³ its composition is represented by the formula NI_3 , a body having the former composition being obtained when alcoholic solutions of iodine and ammonia are mixed. Bunsen, on the other hand, found that under these circumstances, and when absolute alcohol is used, a precipitate having the composition $\text{N}_2\text{I}_3\text{H}_3$, or NH_3NI_2 , is formed, and that on precipitating an aqueous solution of chloride of iodine with ammonia a black powder is obtained, which consists of $\text{NH}_3\text{4NI}_3$.⁴ These observations render it probable that under different circumstances at least two distinct iodides of nitrogen are formed, one being derived from ammonia by the replacement of the whole, and the other

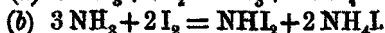
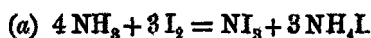
¹ *Ann. Chem. Phys.* xlii. 200.

² *Quart. Journ. Chem. Soc.* iv. 34.

³ *Pogg. Ann.* cxix. 421.

⁴ *Ann. Chem. Pharm.* lxxxiv. 1.

by the replacement of the portion of the hydrogen by iodine, thus :—



Iodide of nitrogen would thus appear to be capable of combining with ammonia, giving rise to the compounds described by Bunsen.

NITROGEN AND OXYGEN.

OXIDES AND OXY-ACIDS OF NITROGEN.

223 When a series of electric sparks are allowed to pass through dry atmospheric air, the nitrogen and oxygen combine together to form a compound known as nitrogen peroxide. If, on the other hand, moisture be present, nitric acid is produced, and this acid serves as the starting-point from which all the other oxides of nitrogen can be prepared. We are acquainted with five oxides of nitrogen, and three oxygen acids corresponding to the oxides numbered 1, 3, and 5.

Oxides.		Acids.	
1. Nitrous Oxide, or Nitrogen Monoxide	$\left. \begin{matrix} \text{N} \\ \text{N} \end{matrix} \right\} \text{O}$	Hyponitrous Acid.	$\left. \begin{matrix} \text{N} \\ \text{H} \end{matrix} \right\} \text{O}$
2. Nitric Oxide, or Nitrogen Dioxide	NO		
3. Nitrogen Trioxide	$\left. \begin{matrix} \text{NO} \\ \text{NO} \end{matrix} \right\} \text{O}$	Nitrous Acid . .	$\left. \begin{matrix} \text{NO} \\ \text{H} \end{matrix} \right\} \text{O}$
4. Nitrogen Peroxide, or Nitrogen Tetroxide	NO ₂		
5. Nitrogen Pentoxide	$\left. \begin{matrix} \text{NO}_2 \\ \text{NO}_2 \end{matrix} \right\} \text{O}$	Nitric Acid . .	$\left. \begin{matrix} \text{NO}_2 \\ \text{H} \end{matrix} \right\} \text{O}$

NITRIC ACID.. HNO₃.

224 In Geber's tract, *De Inventione Veritatis*, we find the following description of a mode of preparing nitric acid or aqua-fortis :—
 "Sume libram unam de vitrioli de cypro, et libram salis petreæ, et unam quartam aluminis Jameni, extrahe aquam (the acid) cum rubidine alembici." That is, by strongly heating a mixture

of saltpetre, alum, and sulphate of copper, the nitric acid distils over, owing to the decomposition of the saltpetre by the sulphuric acid of the other salts. Nitric acid was commonly prepared and used as a valuable reagent by the alchemists, especially as a means of separating gold and silver. The method of preparation which we now use from nitre and oil of vitriol appears to have been first employed by Glauber, for long afterwards the acid thus obtained was called *Spiritus nitri fumans Glauberi*.

The first theory respecting the composition of nitric acid was proposed by Mayow in 1669.¹ He believed that the acid contained two components, one derived from the air and having a fiery nature, and the other derived from the earth. More than a century later, in 1776, Lavoisier showed that one constituent of nitric acid is oxygen, but he was unable to satisfy himself as to the nature of the other components, and it was reserved to Cavendish² to prove the exact composition and mode of formation of this acid or its salts by the direct combination of oxygen and nitrogen gases in presence of water or alkaline solutions. Priestley had already observed that when a series of electric sparks was made to pass through common air included between short columns of a solution of litmus, the solution acquired a red colour and the air was diminished in volume. Cavendish repeated the experiment, using lime-water and soap- lees (caustic potash) in place of the litmus, and he concluded that the lime-water and soap- lees became saturated with some acid formed during the operation. He proved that this was nitric acid by passing the electric discharge through a mixture of pure dephlogisticated air (oxygen) and pure phlogisticated air (nitrogen) over soap- lees (caustic potash), when nitre (potassium nitrate) was formed. Cavendish³ clearly expresses his views in the following words:—"We may safely conclude that in the present experiments the phlogisticated air was enabled, by means of the electric spark, to unite to, or form a chemical combination with, the dephlogisticated air, and was thereby reduced to nitrous acid, which united to the soap- lees, and formed a solution of nitre; for in these experiments those two airs actually disappeared, and nitrous acid was actually formed in their room." The apparatus which he employed, represented in

¹ Mayow, *De sal-nitro et spiritu nitri aereo*.

² *Phil Trans.* 1784, p. 119. Do. 1785, p. 372.

³ *Ibid.* 1785, p. 379.

in Fig. 130, consisted of a bent syphon-tube containing, in the bent portion, the mixture of gases, and mercury in the limbs, the open end dipping under mercury in the glasses.

Nitric acid is also formed when various bodies are burnt in a




FIG. 130.

mixture of oxygen and nitrogen. Thus, if three to five volumes of the detonating mixture of oxygen and hydrogen be mixed with one volume of air in a eudiometer over mercury, and




FIG. 131.

an electric spark passed through the mixture, instantaneous combination takes place and pure nitric acid is formed, the surface of the mercury becoming covered with crystals of mercurous nitrate.¹

¹ Bunsen, *Gasometry*, p. 58.

In order to exhibit the direct combination of oxygen and nitrogen, it is only necessary to allow the sparks from an induction-coil to pass from two platinum wires placed in the interior of a large glass globe containing dry air, as shown in Fig. 131. Red fumes of nitrogen peroxide are rapidly formed, and their presence may be distinctly recognised by plunging a piece of iodized starch paper into the globe, when the blue iodide of starch will at once be produced. On pouring a few drops of water into the globe and shaking it up, the red fumes are absorbed and nitric acid formed, as may be shown by the acid reaction of the liquid.

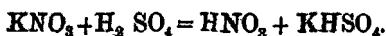
In a similar manner, if a flame of hydrogen be allowed to burn in a large flask into which oxygen is led, but not in such quantity as to displace the whole of the air, nitric acid is formed in large quantity.¹ The same acid is also produced when ammonia burns in oxygen. The formation of nitric acid by the discharge of electricity through the air accounts for the presence of this acid in the atmosphere.

Another and more productive source of the nitrates has yet to be described. When nitrogenous organic matter is exposed to the air the nitrogen assumes the form of ammonia; but when alkalis, such as potash, soda, or lime, are present, a further slow oxidation of the nitrogen takes place, and nitrates of these metals are formed. Hence these nitrates are widely diffused in all surface soils, especially in hot countries such as India, where oxidation takes place quickly. Soil in the neighbourhood of the Indian villages, which contains considerable amounts of potash, thus becomes rich in nitre or potassium nitrate, KNO_3 , originating from the decomposition of the urea of the urine. It is from this source that the largest quantity of nitre imported into this country is obtained. Another nitrate, lime-saltpetre or calcium nitrate, $\text{Ca}(\text{NO}_3)_2$, is often found as an efflorescence on the walls of buildings, such as stables, or cellars of inhabited houses, and this source was made use of during the French revolution for the manufacture of nitre. Chili saltpetre, or sodium nitrate, NaNO_3 , occurs in large deposits in the province of Tarapaca, a rainless district on the Peruvian coast lying near the 20th degree of south latitude. The nitrate of soda is found mixed with chloride of sodium and other salts, probably pointing to the fact

¹ Kolbe, *Ann. Chem. Pharm.* cxix. 176; Hofmann, *Ber. Deutsch. Chem. Ges.* (1) iii. 663.

that the locality has been covered by the sea, and that the nitrate is a product of the decomposition of sea-plants and animals.

225 Preparation.—In order to prepare pure nitric acid, saltpetre which has been previously well dried, is placed in a tubulated retort together with an equal weight of concentrated sulphuric acid. On heating the mixture, the volatile nitric acid passes over, and is collected in a well-cooled receiver, see Fig. 132, hydrogen potassium sulphate (commonly called bisulphate of potash), remaining behind in the retort; thus:—



The distillate thus obtained has a yellowish colour, caused by




FIG. 132.

the presence of nitrogen peroxide, and it is not free from water, as the concentrated acid, when heated, decomposes partially into peroxide and water. In order to purify the acid thus obtained it must be again distilled with its own volume of concentrated sulphuric acid, and the distillate freed from traces of the peroxide by gently warming the acid, and leading a current of dry air through it until it is cold. Thus prepared it contains from 99.5 to 99.8 per cent. of the anhydrous acid HNO_3 .

226 Properties.—Nitric acid is a colourless liquid fuming strongly in the air. It possesses a peculiar though not very powerful smell, and absorbs moisture from the air with the

greatest avidity. Nitric acid is an extremely corrosive substance, which, when brought in contact with the skin, produces painful wounds, being used in surgery as a powerful cauterly. The dilute acid acts less energetically, and colours the skin, nails, wool, silk, and other organic bodies, of a bright yellow tint.

When pure concentrated nitric acid is heated, it begins to boil at 86° , and becomes of a dark-yellow colour owing to the decomposition of a portion of the acid into nitrogen peroxide, oxygen, and water. As soon as about three-fourths of the acid has distilled over, the residue becomes colourless, and then contains only 95.8 per cent. of acid.¹ If the distillation is pushed further, the boiling point continually rises, a strong acid distils over, and the residue becomes constantly weaker until it contains 68 per cent. of acid, when the liquid is found to boil unaltered at $120^{\circ}.5$ under the normal atmospheric pressure, yielding an acid of the above constant composition, and with a specific gravity of 1.414 at $15^{\circ}.5$. This constant acid is always obtained, whether a stronger or a weaker acid be subjected to distillation. If this acid of constant composition be distilled under an increased, or under a diminished pressure, the composition of the residual acid again undergoes a change, until for each pressure a constant boiling-point is reached. Thus, under the pressure of 1.22m. of mercury, an acid containing 68.6 per cent. of HNO_3 distils without alteration, whilst under a pressure of 0.070m. an acid distils over at a temperature of from 65° to 70° , having a constant composition of 66.7 per cent. When a current of dry air is passed through aqueous nitric acid, either a stronger or a weaker acid is volatilized, according to the concentration or the temperature of the acid, until at length a residue is obtained which volatilizes unchanged. Thus, when the experiment is made at 100° , the residual acid contains 66.2 per cent.; when at 60° , 64.5 per cent.; and at 15° the residual acid contains 64.0 per cent. of HNO_3 . From this it will be seen that nitric acid behaves in a similar way in this respect to hydrochloric and the other aqueous acids.

When the concentrated acid is mixed with water an increase of temperature and a contraction of bulk is observed. This attains its maximum when one molecule of the acid is mixed with three molecules of water (Kolbe). The following

¹ Roscoe, *Chem. Soc. Journ.* xiii. 147.

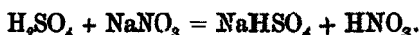
table gives the specific gravities of aqueous acids at 0° and 15° :—¹

Per cent. HNO ₃	Sp. gr. at 0°.	Sp. gr. at 15°.
100·0 . . .	1·559 . . .	1·530
90·0 . . .	1·522 . . .	1·495
80·0 . . .	1·484 . . .	1·460
70·0 . . .	1·444 . . .	1·423
60·0 . . .	1·393 . . .	1·374
50·0 . . .	1·334 . . .	1·317
40·0 . . .	1·267 . . .	1·251
30·0 . . .	1·200 . . .	1·185
20·0 . . .	1·132 . . .	1·120
15·0 . . .	1·099 . . .	1·089
10·0 . . .	1·070 . . .	1·060
5·0 . . .	1·031 . . .	1·029

It has been already remarked that concentrated nitric acid begins to decompose, at a temperature of 86°, into water, oxygen, and nitrogen peroxide. If the acid be more strongly heated in closed glass tubes *this change takes place so rapidly that at 260° the whole of the nitric acid is thus decomposed* (Carius).

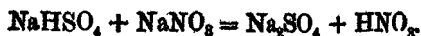
In order to exhibit this decomposition by means of heat, the same apparatus serves which was employed for the decomposition of sulphuric acid, Fig. 133. Strong nitric acid is allowed to fall on the hot pumice-stone contained in the platinum flask. Immediately red vapours are emitted, and these are condensed in passing through a U-tube placed in a freezing mixture to a brown liquid, NO₂, whilst the cylinder placed over the pneumatic trough becomes filled with a colourless gas which can be easily shown to be oxygen (Hofmann).

227 Commercial Manufacture.—In order to prepare nitric acid on the commercial scale, sodium nitrate is substituted for nitre, as it is much cheaper, and the salt is decomposed with sulphuric acid as before. The proportions of these two substances employed are not the same in all works. If one molecule of sulphuric acid and two of sodium nitrate be taken, the following are the reactions. In the first place we have:—



¹ Kolbe, *Ann. Chem. Phys.* [4] x. 140.

When the heat is raised, the acid sodium sulphate acts upon a second molecule of sodium nitrate; thus:—



In this case, however, a part of the acid is decomposed owing to the high temperature, and nitrogen peroxide is evolved in the form of red fumes which dissolve in the concentrated acid, giving it the red appearance usually noticed in the strong commercial product. When a large excess of sulphuric acid is employed, a certain quantity of acid sodium sulphate is formed, which lowers the melting point of the residual mass so that, it can




FIG. 133.

be withdrawn from the retorts in the fused state, whereas in the other case the residue can only be removed in the solid state after the cylinder has been cooled. The ordinary commercial acid has a specific gravity of from 1.38 to 1.41, and is usually prepared by means of chamber (sulphuric) acid; but if a more concentrated acid is required a stronger sulphuric acid must be employed. The strongest nitric acid occurring in commerce has a specific gravity of 1.53, and this is obtained by distilling well-dried Chili saltpetre with sulphuric acid having a specific gravity of 1.85. The retorts in which nitric acid is

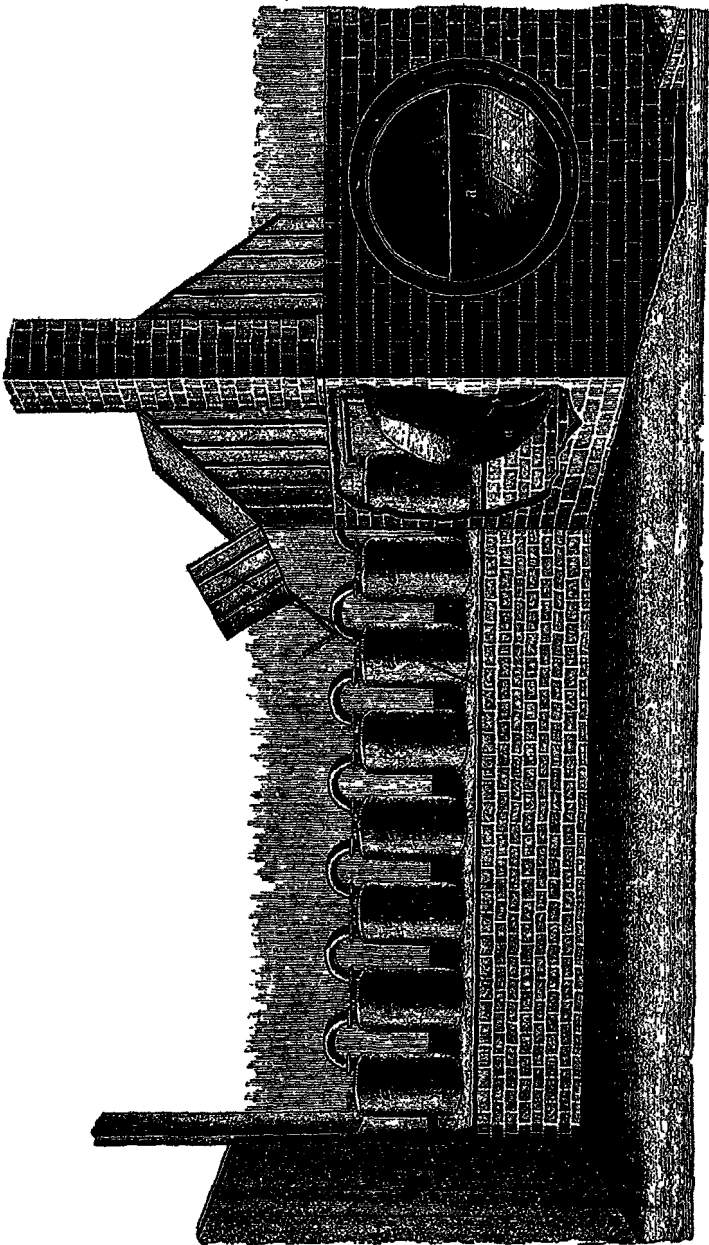


FIG. 184.

usually prepared on the large scale in England consist of cast-iron cylinders built in a furnace in such a way that they may be heated as uniformly as possible, as shown in Fig. 134. Some manufacturers cover the upper half of the cylinder with fire-bricks in order to protect the iron from the action of the nitric acid vapours. This, however, is unnecessary, if the retorts are so thoroughly heated that no nitric acid condenses on the surface of the iron. The ends of the cylinders which are not exposed to the action of the flame are closed by plates of Yorkshire flag, which are cemented on to the iron with a mixture of iron filings, sulphur, sal-ammoniac, and vinegar. In the upper part of one of these flags is a hole, through which the sulphuric acid is introduced after the charge of Chili saltpetre. The hole is then closed by a clay plug. A similar hole in the other flag is furnished with a bent earthenware tube (*c*) passing into a series of large Woulff's bottles (*bb*), one placed behind the other, containing small quantities of water in which the nitric acid condenses, and from which the acid is withdrawn by leaden syphons. The last of these Woulff's bottles is placed in connection with a tower filled with coke, down which a current of water runs. Any uncondensed nitrogen peroxide passes up this tower, and, coming in contact with the water and the oxygen of the air, is oxidized to nitric acid. When the operation is complete, one of the flags is removed and the residual fused sulphate of soda scraped out.

A usual charge for one retort is 305 kilos of Chili saltpetre and 240 kilos of strong sulphuric acid. The mixture is heated uniformly for about eighteen hours, and the quantity of water placed in the Woulff's bottles is such that a yield of 363 kilos of nitric acid, of specific gravity 1.35, is obtained, whilst 295 kilos of fused sodium sulphate remain behind in the cylinder.

In a German factory, where the strongest nitric acid is made, a cast-iron vessel is employed for its generation, the construction of which is seen in Fig. 135. The charge, in this case, consists of 700 kilos of sulphuric acid, of specific gravity 1.84, and 600 kilos of Chili saltpetre. The retort is placed in connection with two series of receivers, twenty-five in number. According to this process 100 parts of Chili saltpetre, containing 96 parts of pure nitrate, yield 68 parts of nitric acid, of specific gravity 1.5, and 17 parts of weaker acid. This corresponds to about 95 per cent. of the theoretical yield.

Commercial red nitric acid always contains chlorine, and sometimes iodine in the form of iodic acid, originating from the Chili saltpetre. In addition it also contains nitrogen peroxide, iron oxide, sulphuric acid, and sodium sulphate, which have been carried mechanically over. In order to purify the acid, it must be distilled in glass retorts, chlorine and nitrogen peroxide coming over in the first portion. As soon as the acid distillate




FIG. 135.

is free from chlorine the receiver is changed, and the liquid may be distilled until only a small residue is left, containing the whole of the iodic acid, sulphuric acid, and sodium sulphate. Concentrated, as well as dilute nitric acid is largely used in the arts and manufactures. Large quantities are employed in the manufacture of the various coal-tar colours, of nitro-glycerine, of gun-cotton, of sulphuric acid, and of nitrate of silver, which is now used in large quantities for photographic purposes. The

acid is also used in large quantities for the preparation of certain nitrates, especially lead nitrate, iron nitrate, and aluminium nitrate, all of which are employed in the arts of dyeing and calico-printing, whilst the nitrates of barium and strontium are used for pyrotechnic purposes. In the laboratory it is an indispensable reagent, and is used in the preparation of a large number of inorganic and organic substances.

228 Nitric acid is a monobasic acid forming a series of salts which are termed the *nitrates*. These are almost all easily soluble in water, and as a rule crystallize well. They may be obtained by neutralizing the acid with an oxide or a carbonate, and they are almost all formed by dissolving the metal in nitric acid. In this case the metal is oxidized at the expense of a portion of the acid which, according to the concentration or the temperature, is reduced to NO , N_2O , NO , N_2O , and even to nitrogen and ammonia.

Several other bodies, such as sulphur, phosphorus, carbon, and many organic substances, are easily oxidized, especially by the concentrated acid. In order to exhibit this action, some nitric acid may be poured upon granulated tin, which is then oxidized with the evolution of dense red fumes, whilst a white powder of tin oxide is deposited. Turpentine when poured into the concentrated acid is likewise oxidized with almost explosive violence, light and heat being evolved. In like manner ignition may take place when straw or sawdust becomes impregnated with the strong acid.

Other organic bodies treated with nitric acid undergo no apparent alteration. Thus, for instance, with cotton-wool no ignition or evolution of red fumes occurs. If, however, the cotton-wool after having been thus soaked in strong nitric acid is washed and dried, it is found to possess very different properties from ordinary cotton, although in appearance it can hardly be distinguished from it. Cotton-wool, or cellulose, has the formula $\text{C}_{12}\text{H}_{20}\text{O}_{10}$, whilst after treatment with nitric acid it consists of gun-cotton or cellulose hexanitrate, $\text{C}_{12}\text{H}_{14}\text{O}_4(\text{NO}_2)_6$, the change which has occurred being represented by the equation:—



Nitric acid acts in a similar way on many other organic bodies.

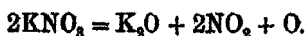
229 *Detection and Estimation.*—The presence of nitric acid or of its salts is easily ascertained. Thus, for instance, if we heat a few drops of not too dilute nitric acid with copper turnings,

brownish red vapours of nitrogen peroxide are emitted. The nitrates give the same reaction if they, or their concentrated aqueous solutions, are treated with sulphuric acid and copper. In order to detect nitric acid, or a nitrate in a very dilute solution, a cold solution of ferrous sulphate is added to the liquid, and about an equal volume of strong sulphuric acid is then allowed to flow slowly down to the bottom of the test-tube, which is held in an inclined position. In this way a brown ring is seen to form at the point where the dense sulphuric acid joins the lighter aqueous solution if any nitric acid be present. This dark-coloured ring depends on the formation of a peculiar compound of nitric oxide with ferrous sulphate, which will be described hereafter.

Another very delicate test for the presence of nitric acid is aniline. In order to apply this test, ten drops of aniline are brought into 50 cbc. of a dilute sulphuric acid containing 15 per cent. of pure acid, and 0.5 cbc. of this solution is poured on to a watch-glass together with 1 cbc. of concentrated sulphuric acid. If a glass rod moistened with the solution under examination be now brought in contact with the edge of the liquid in the watch-glass, a red streak will be produced if a nitrate is present, and the colour will increase in intensity until the whole liquid becomes red. If a larger quantity of nitric acid be present, the whole mass will assume more or less of a brown tint (C. D. Braun).

The organic base called brucine, bearing a close resemblance to strychnine, serves as a test for nitric acid even more delicate than aniline. If to half a drop of a solution of one part of nitric acid to 100,000 parts of water, one or two drops of a solution of brucine be added, and then a few drops of concentrated sulphuric acid, a distinct pink coloration will be observed if the solution be seen against a white ground.¹

In order quantitatively to determine the amount of nitric acid contained in potassium- or sodium-salt-petre, the well-dried substance is heated to dull redness for half an hour with freshly-ignited and finely-powdered quartz or silica, SiO_2 . The nitrates are thus completely decomposed, whilst any sulphates or chlorides which may be present undergo no change. The decomposition which here takes place may be represented as follows:—



¹ Reichardt, *Jahresbericht*, 1871, 893.

Oxygen and nitrogen peroxide are evolved, whilst the potash combines with the silica to form silicate of potash. From the loss of weight thus ensuing the amount of nitre present can easily be calculated.

. Another good method, which is particularly useful in the determination of the nitrates contained in drinking water, depends upon the fact that a thin zinc plate, which has been covered with a deposit of spongy metallic copper by dipping it into a solution of copper sulphate, on being heated with water containing nitrates reduces them to ammonia, zinc hydroxide and free hydrogen being at the same time formed (Gladstone and Tribe); thus:—



The ammonia thus obtained is distilled over into an excess of hydrochloric acid and determined in the usual way, or if present in only small quantities by nesslerization (see p. 252).

AQUA REGIA.

230 This name is given to a mixture of nitric and hydrochloric acids which is frequently employed for dissolving the noble metals, such as gold and platinum, as well as many metallic ores and other bodies. A method of preparing this substance was described by Geber in his work *De Inventione Veritatis*, by dissolving sal-ammoniac in nitric acid; and he states that the liquid thus obtained has the power of dissolving gold and sulphur. The name, aqua regia, is first found in the writings of Basil Valentine. He, like Geber, prepared it by dissolving four ounces of sal-ammoniac in 1 lb. of aqua-fortis; he also states that strong aqua regia can be obtained by mixing hydrochloric and nitric acids. The solvent power of aqua regia depends upon the fact that, on heating, this mixture of acids evolves chlorine; thus:—



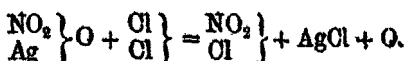
The compound nitrosyl chloride NOCl which is liberated at the same time is described on page 425.

NITROGEN PENTOXIDE, N₂O₅.

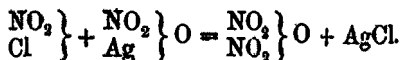
231 This substance, which is commonly called nitric anhydride, was discovered in 1849 by Deville,¹ who obtained it by leading

¹ *Ann. Chim. Phys.* [3] xxviii. 241.

perfectly dry chlorine gas over dry silver nitrate contained in a U-tube placed in a water-bath. The reaction begins at 95°, and when cooled to 60°, the decomposition of the nitrate goes on regularly. The pentoxide is collected in a bulb tube surrounded by a freezing mixture. In this preparation of nitrogen pentoxide two reactions occur. In the first one a very volatile liquid called nitroxyl chloride, NO_2Cl (see p. 415), is formed; thus:—

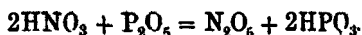


The nitroxyl chloride then reacts on the excess of silver nitrate, with the formation of nitrogen pentoxide and silver chloride; thus:—



Nitrogen pentoxide may, therefore, be easily obtained by passing the vapour of nitroxyl chloride, which can be prepared in other ways, over dry silver nitrate (Odet and Vignon). In the preparation of the substance by either of these methods all joints of cork and caoutchouc must be avoided, and each part of the glass apparatus must be connected either by fusion, or by placing the end of one tube inside the other and closing the space between the tubes with asbestos, the pores of which are filled up with melted paraffin.

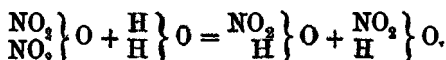
Nitrogen pentoxide can be also prepared still more simply from pure perfectly anhydrous nitric acid, by withdrawal from the substance of the elements of water. For this purpose two molecules of the acid are brought into a beaker-glass placed in ice-cold water, and one molecule of phosphorus pentoxide is added in small portions, the mixture being carefully stirred. This addition is accompanied by a loud hissing noise, and must be proceeded with gently, so that no rise of temperature occurs. The reaction which here takes place may be thus represented:—



The syrupy liquid is then poured into a perfectly dry retort to which a close-fitting well-cooled receiver is attached. By gently heating the retort, a deep orange-coloured distillate is obtained, which on standing separates out into two layers. The upper, or

lighter layer is then poured into a thin stoppered tube and cooled down by plunging the tube into ice-cold water. Crystals of the pentoxide soon separate out, and these may be purified by pouring off the orange-coloured liquid from which they are deposited, melting the crystals at a moderate heat and again allowing them to deposit, and again pouring off the mother liquor (Weber).¹ If the temperature during the process of adding the phosphorus pentoxide be not kept low, brown-orange vapours are formed in large quantity, and the operation does not succeed. If, however, the process be carefully conducted, and especially if care be taken that the temperature does not rise above 0°, the pure anhydride may be still more readily obtained as follows. The pasty mass obtained by mixing the pentoxide and nitric acid is poured into a large retort and very carefully heated. The anhydride then distils over, the liquid in the retort frothing up, and the distillate crystallizing in the well-cooled receiver.

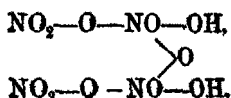
232 Properties.—Nitrogen pentoxide is a white colourless solid, crystallizing in bright rhombic crystals, or in six-sided prisms derived from these. When heated from 15° to 20° the crystals become of a yellowish colour, and melt at about 30° to a dark yellow liquid, which decomposes between 45° and 50° with the evolution of dense brown fumes. When suddenly heated, the pentoxide decomposes with explosive violence into nitrogen peroxide and oxygen, and this sudden decomposition occurs sometimes even at ordinary temperatures, if the crystals have been kept for some time. The lower the temperature is kept the longer does the substance remain unaltered, and below 30° it may be sublimed in a closed vessel, depositing in crystals in the cool part of the tube. In dry air the pentoxide volatilizes very quickly, whilst in moist air it deliquesces with formation of nitric acid. Thrown into water, it dissolves with evolution of heat, forming nitric acid; thus:—



The pentoxide possesses very powerful oxidizing properties. Thus, if brought in contact with sulphur it forms white vapours, which condense to a white sublimate of *nitrosulphonic anhydride* $\text{S}_2\text{O}_5(\text{NO}_2)_2$. Phosphorus and potassium burn with brilliancy in the slightly warmed anhydride. Charcoal does not decompose even the boiling anhydride, but when ignited

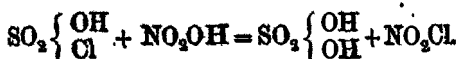
¹ *Journ. Pract. Chem.* [2] vi. 342.

and brought into the vapour it burns with a brilliant light. When brought in contact with nitric acid, the anhydride combines to form the compound $N_2O_5 + 2HNO_3$. This substance is a liquid at the ordinary temperature, it possesses at 18° a specific gravity of 1.642, and it solidifies at 5° to a crystalline mass. This compound, which forms the heavy layer in the preparation of the pentoxide, decomposes with explosion when heated. Its formation is perfectly analogous to that of disulphuric acid; and the constitution is probably represented by the formula—



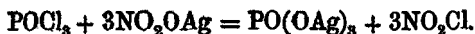
NITROXYL CHLORIDE, NO_2Cl . Vapour density = 40.65.

233 This body, which is the chloride of nitric acid, is formed when a mixture of nitrogen peroxide and chlorine is passed through a heated glass tube (Hassenbach). It is likewise formed by the action of chlorosulphonic acid on nitric acid (Williamson); thus:—



This compound is also obtained, as has been already mentioned by the action of chlorine upon silver nitrate.

The best method of preparing this substance is by acting upon phosphorus oxychloride with the nitrate of lead or of silver;¹ thus:—



This compound is a heavy yellow liquid which boils at 5° , and is decomposed by water into nitric and hydrochloric acids.

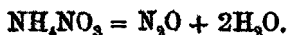
NITROGEN MONOXIDE OR NITROUS OXIDE, N_2O . Density = 21.99.

234 This gas is formed by the action of easily oxidizable substances, such as potassium sulphide, moist iron filings, the sulphites, and other bodies upon nitric oxide, and according to these methods it was first prepared by Priestley in the year 1772. It

¹ Odet and Vignon, *Comptes Rendus*, lxx, 96.

is moreover formed when zinc and other metals are dissolved in very dilute nitric acid.

Preparation.—In order to prepare the gas we do not, however, usually employ any of these methods, but we have recourse to the decomposition which ammonium nitrate (nitrate of ammonia) undergoes on heating. This salt splits up into water and nitrous oxide gas; thus:—



It is best, before the experiment, to melt the nitrate, in order to get it free from moisture; and the powdered dry substance is then introduced into a flask furnished with a cork and delivery tube. The flask must be heated gently until a regular evolution of gas begins, and then the flame moderated, as sometimes, if




FIG. 186.

the heat applied be too great, the decomposition takes place so violently with evolution at the same time of nitric oxide, that an explosion may occur. In order to free the gas from traces of nitric oxide it can be shaken up with a solution of ferrous sulphate, which combines with the latter gas; whilst in order to remove traces of chlorine derived from the chloride of ammonium, which the commercial nitrate often contains, it must be allowed to stand over a solution of caustic potash or soda. These precautions are especially needed when the gas is used for inhaling.

As nitrous oxide is somewhat soluble in cold, but not nearly so soluble in hot water, it is best to fill the pneumatic trough with warm water before collecting the gas. The arrangement

used for this purpose is seen in Fig. 136, and requires no further explanation.

235 *Properties*.—Under ordinary circumstances nitrogen monoxide is a colourless gas possessing a pleasant smell and sweet, agreeable taste, having a specific gravity of 1.52 (Colin). Its solubility in water between 0° and 25° is represented by the formula

$$c = 1.30521 - 0.045620t + 0.0006843t^2;$$

or its coefficients of absorption are as follows:—¹

0°	5°	10°	15°	20°	25°
1.3052	1.0954	0.9196	0.7778	0.6700	0.5962

grms.

It is still more soluble in alcohol, one volume of this liquid absorbing, according to the experiments of Carius, a quantity of the gas found by the formula

$$c = 4.17805 - 0.0698160t + 0.0006090t^2.$$

Nitrous oxide is a condensible gas; it was first liquefied by Faraday in 1823 by heating nitrate of ammonium in a bent tube (Fig. 137). In order to prepare liquid nitrous oxide, the gas contained in a caoutchouc bag is pumped by a condensing-pump into a strong copper cylinder. The arrangement used for this purpose is known as Natterer's condensing apparatus (see Carbon Dioxide). The gas is compressed by the pump into the cooled upper cylinder, and when the pressure within this cylinder amounts to 30 atmospheres at 0°, or when the gas is condensed into $\frac{1}{3}$ of its original bulk, it liquefies to a colourless very mobile liquid, which, under a pressure of 767.3 mm. of mercury, boils at $-87^{\circ}.9$. In order to obtain the liquid, the cylinder is unscrewed from the pump, the valve at the bottom, through which the gas entered, being closed by the pressure within the cylinder; it is then placed in a slanting position with the valve downwards, so that on turning the screw-head the liquid rushes out in a fine stream by the nozzle. To receive the liquid, several glass tubes 10 cm. long and 3 to 4 cm. wide, closed at one end, are fixed in the cork of a wide-necked bottle, and some liquid drawn off by the nozzle into



FIG. 137.

¹ Carius, *Ann. Chem. Pharm.* xciv. 140.

each of these tubes. For, although the liquid boils at a temperature more than 80 degrees below the freezing-point of water, it may be kept for more than half an hour in such tubes. The specific gravity of liquid nitrous oxide is 0.9369¹ at 0°.

Like other condensible gases, liquid nitrous oxide has a very high coefficient of expansion; one volume of the liquid at 0° becoming 1.1202 volumes at 20°, whereas one volume of the gas at 0° becomes only 1.0732 volumes when raised to 20°. A drop of the liquid brought on to the skin produces a blister, and when water is thrown into the liquid it at once freezes to ice, at the same time producing a dangerously explosive evolution of gas. Phosphorus, potassium, and charcoal do not undergo any change when thrown into liquid nitrous oxide, but if a piece of burning charcoal is thrown on the liquid, it swims on the surface and continues to burn with great brilliancy. By pouring a little mercury into a tube containing the liquid nitrous oxide, the metal solidifies, whilst at the same moment a piece of ignited charcoal may be seen to be brilliantly burning on the surface of the liquid.

When liquid nitrous oxide is poured into carbon disulphide the two liquids mix, and if the mixture be brought under the receiver of an air-pump the temperature sinks to -140°. If a tube filled with liquid nitrous oxide be dipped into a bath of solid carbon dioxide and ether, and if this mixture be allowed to evaporate in vacuo, the liquid nitrous oxide freezes to colourless crystals, whose tension is less than one atmosphere. Poured into an open vessel, liquid nitrous oxide cools down by evaporation to a temperature of -100°, and if the alcoholic thermometer be taken out of the liquid, a portion of the adhering substance solidifies and the temperature sinks to -115°.

Solid nitrous oxide in the form of snow has also been prepared by Wills,² who obtained it by a modification of Thilorier's method of obtaining solid carbon dioxide.

236 Gaseous nitrous oxide, like oxygen, supports the combustion of bodies. A red-hot splinter of wood rekindles when brought into the gas, a watch-spring burns with bright scintillations, and a bright flame of sulphur continues to burn with a brighter flame. If, however, the sulphur be only just kindled, the flame is extinguished on bringing it into the gas, as then the temperature of the flame is not sufficiently high to decompose the gas into

¹ Andreef, *Ann. Chem. Pharm.* cx. 11.

² *Chem. Soc. Journ.*, 1874, p. 21.

its constituents. All combustions in this gas are simply combustions in oxygen, the burning body not uniting with the nitrous oxide, but with its oxygen, the nitrogen being liberated.

Potassium and sodium also burn brightly in the gas when slightly heated, with formation of the peroxides of these metals, and these again when more strongly ignited in the gas yield the nitrates of the metals.

The very remarkable effects on the organism produced by the inhalation of nitrous oxide, first observed by Davy, have been recently investigated by Hermann.¹ The first effects noticed are ringing in the ears, then insensibility, and, if the inhalation be continued, death through suffocation. In the case of small animals, such as birds, fatal effects are observed in 30 seconds, and in rabbits after expiration of a few minutes. If, however, air be again allowed to enter the lungs as soon as insensibility has set in, the effects quickly pass away and



FIG. 138.

no serious results follow. When a mixture of four volumes of this gas and one volume of oxygen is breathed for from one-and-a-half to two minutes, a curious kind of nervous excitement or transient intoxication is produced, without loss of consciousness, and this soon passes off without leaving any evil consequences. Hence this substance received the name of laughing-gas. Nitrous oxide is now largely employed as an anæsthetic agent instead of chloroform in cases of slight surgical operations, especially in dentistry, where only a short period of unconsciousness is needed. Care must, however, be taken that for these purposes the gas is free from chlorine and nitric oxide. The nitrous oxide used for inhalation is prepared on the large scale, and preserved in strong iron cylinders forty centimetres in length and fifteen centimetres in diameter, into which the gas is pumped under pressure, the cylinder being closed with a well-fitting screw tap.

¹ *Jahresbericht*, 1865, 662.

The composition of nitrous oxide may be ascertained in various ways, thus, a given volume of the gas is brought into a bent glass tube over mercury in the upper part of Fig. 138, in which a small piece of potassium is placed. The lower and open end of the tube is then closed under the mercury by the finger, and the part of the tube containing the potassium heated with a lamp. After the combustion, the tube is allowed to cool, and the volume of the residual gas measured. This is found to be the same as the original volume taken, and to consist entirely of nitrogen. Now, as two volumes of nitrous oxide are found by experiment to weigh 43.98, and two volumes of nitrogen are known to weigh 28.02, it is clear that the difference, or 15.96, is due to the oxygen. Hence we see that nitrous oxide consists of two atoms of nitrogen combined with one of oxygen.

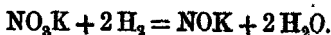
The same result is attained when a spiral of steel wire is placed in a given volume of the gas and heated to redness by a galvanic current. The iron then burns in the gas, and a volume of nitrogen remains equal to that of the nitrous oxide employed.

By means of eudiometric analysis we may likewise determine the composition of the gas, and for this purpose the nitrous oxide must be mixed with hydrogen and the mixture exploded by an electric spark, when water is formed and nitrogen gas is left behind; thus:—



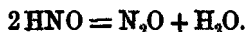
HYPONITROUS ACID, HNO.

237 When sodium amalgam is thrown into an aqueous solution of potassium nitrate, potassium nitrite is at first formed. If more sodium amalgam is then added to the cooled liquid until four atoms of sodium have been used for one atom of the nitrate, the solution contains the potassium salt of hyponitrous acid, potassium hyponitrite, NOK; thus:—



The alkaline liquid is then neutralized with acetic acid, and to this a solution of nitrate of silver is added, when the yellow almost insoluble silver hyponitrite AgNO is precipitated. The acid corresponding to the salt has not yet been prepared. The silver salt can indeed be dissolved in dilute acids without being at once decomposed, and the salt may be obtained again by again neutralizing the acid solution; but the acid solution undergoes

decomposition very readily. If the acetic acid solution of the potassium salt be warmed, nitrous oxide gas is given off; thus:—

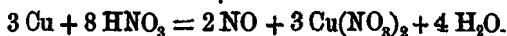


The faintly alkaline solution of a hyponitrite decolorizes iodine solution and prevents the formation of iodide of starch. With acetate of lead solution it produces a white precipitate, which after a time becomes dense and yellow. The acid solution does not colour ferrous sulphate, but on the addition of sulphuric acid the black coloration characteristic of nitric oxide is observed. Permanganates are decolorized by the acid solution (Divers).¹

NITROGEN DIOXIDE, OR NITRIC OXIDE, NO. Density = 1.499.

238 This gas was first observed by Van Helmont, who however mistook it for what he termed *gas sylvestre*. It was afterwards more fully investigated by Priestley, who named it nitrous air (see "Historical Introduction").

Preparation.—The gas is formed when nitric acid acts on certain metals such as copper, silver, mercury, zinc, &c., as also upon phosphorus and some other easily oxidisable substances. It is usually prepared by dissolving copper foil or copper turnings in nitric acid of specific gravity 1.2, washing the gas by passing it through water and caustic soda, and collecting it over cold water in the pneumatic trough. The reaction occurring in this case is expressed as follows:—



The gas thus obtained is, however, not pure, as it invariably contains free nitrogen and nitrous oxide, the quantity of the latter gas increasing with the amount of copper nitrate which is formed.² In order to obtain nitric oxide gas chemically pure it must be passed into a cold concentrated solution of ferrous sulphate, with which it forms a singular compound, to be described hereafter, and which dissolves in water with formation of a deep blackish-brown colour. On heating this solution pure nitric oxide gas is given off. The pure gas can also be obtained by heating ferrous sulphate with nitric acid, or by heating a mixture of ferrous sulphate and sodium nitrate with dilute

¹ *Proc. Roy. Soc.* xix. 425.

² Ackworth, *Journ. Chem. Soc.* xxviii. 828.

sulphuric acid; or again, by acting upon a solution of ferrous chloride containing an excess of hydrochloric acid with nitre. (Gay Lussac.)

239 *Properties*.—Nitric oxide is a colourless gas having a specific gravity of 1.039 (Bérard). It was first liquefied by Cailletet in November 1877 by exposing the gas to a pressure of 104 atmospheres at a temperature of -11° . On exposure to air, this gas at once combines with the atmospheric oxygen, with evolution of heat and formation of red fumes of nitrogen tetroxide.

If a spiral of iron wire be heated to redness in this gas by means of a galvanic current, the iron burns brilliantly so long as any nitric oxide remains undecomposed, and after the combustion the residual gas is found to consist of nitrogen exactly equal in volume to one-half that of the gas employed.

When a stream of the gas is passed over heated potassium this metal takes fire and burns brilliantly; whereas metallic sodium, even when heated with a spirit-lamp, remains unaltered in the gas. Phosphorus also burns with a dazzling brilliancy in nitric oxide, but only when it is brought into the gas already brightly burning. The flame of feebly burning phosphorus, as well as that of sulphur and of a candle, are on the other hand extinguished on plunging them into nitric oxide, because the temperature of these flames is not sufficiently high to decompose this gas into its elementary constituents. If a few drops of carbon disulphide be poured into a long glass cylinder filled with nitric oxide vapour, and the cylinder well shaken so that the vapour of the disulphide is well mixed with the gas, the mixture burns with a splendid blue and intensely luminous flame, which is characterised by its richness in the violet or chemically active rays. So intense is this light for the violet and ultra-violet rays, that a lamp in which the two gases are burnt has been constructed for the use of photographers, who can thus obtain pictures at night.¹

The name nitrogen dioxide has been given to this gas because for the same quantity of nitrogen it contains twice as much oxygen as nitrous oxide or nitrogen monoxide. As is seen, however, from the density, this gas has the formula NO, and consequently it possesses a simpler constitution than nitrous oxide. The chemical and physical properties of nitric oxide bear out this view. Thus, it does not condense under circumstances which effect the liquefaction of nitrous oxide; it is also much more

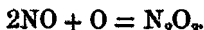
¹ Sell, *Ber. Deut. Chem. Ges.* vii. 1522.

stable than this latter gas, so that it follows a law which we find to hold good with regard to analogous gaseous bodies, viz., that those possessing the simpler constitution are much less easily condensible, and much less easily decomposable, than those of more complicated constitution.

NITROGEN TRIOXIDE, N_2O_3 . Density = 37.95.

240 When starch, sugar, arsenious acid, and other easily oxidisable bodies are heated together with nitric acid, red fumes are given off, consisting of varying quantities of the trioxide and the tetroxide of nitrogen, and capable of being condensed to a very volatile green coloured liquid. This liquid may be employed for the purpose of preparing pure nitrogen trioxide by passing a current of nitric oxide gas into the warmed liquid and allowing the gas which is evolved to pass through a heated glass tube, the product being condensed in a tube plunged into a freezing mixture.¹

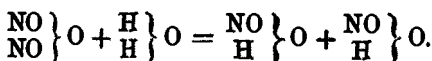
Nitrogen trioxide is also obtained when a mixture of one volume of oxygen and four volumes of nitric oxide is allowed to pass through a hot tube; thus:—



Nitrogen trioxide forms a deep blue mobile liquid, which when cooled to -10° assumes a splendid indigo colour and does not solidify at -30° . Even at so low a temperature as -2° the liquid trioxide begins to decompose with evolution of nitric oxide, whilst on warming, the decomposition into this gas and nitrogen tetroxide becomes complete. Hence this substance possesses the remarkable property of being unalterable both at high and at low temperatures, but of undergoing spontaneous decomposition at temperatures intermediate to these.

NITROUS ACID, HNO_2 .

241 Nitrogen trioxide dissolves in ice-cold water, giving rise to a beautiful blue liquid, and to the formation of nitrous acid, as the following equation shows:—

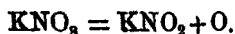


¹ Hassenbach, *Journ. Prac. Chem.* [2] iv. 1.

Nitrous acid is not known in the pure state, it being a very unstable substance, which even in aqueous solution rapidly undergoes decomposition when warmed, giving rise to nitric acid and nitric oxide gas; thus :—



The salts of this acid, or the *nitrites*, are, on the contrary, very stable bodies. They are not only formed by the action of the acid upon oxides, but also by the reduction of nitrates and by the oxidation of ammonia. Thus, for instance, potassium nitrite, KNO_2 , is formed either by fusing saltpetre, or, more easily, by heating this salt with lead or copper; thus :—



Nitrites also occur in nature. Thus the atmosphere contains small quantities of ammonium nitrite, and traces of nitrites have been detected in the juices of certain plants (Schönbein). All the normal nitrites are soluble in water, and most of them soluble in alcohol. The silver salt is the nitrite which is most difficultly soluble in cold water, crystallizing out in long glittering needle-shaped crystals when the hot aqueous solution is cooled. The nitrites deflagrate when thrown on to glowing carbon, as do the nitrates. They may, however, be distinguished from the latter salts by the action of dilute acids, which produce an evolution of red fumes from the nitrites but not from the nitrates.

In a similar way aqueous solutions of the neutral salts become of a light brown colour when mixed with a solution of ferrous sulphate, and this colour deepens to a dark brown on the addition of acetic acid. In order to detect the presence of a nitrite in dilute solution, iodide of potassium, starch paste, and dilute nitric acid are added. The latter acid liberates the nitrous acid, and this instantly decomposes the iodide with liberation of iodine. As, however, other oxidising agents act in a similar way, a small quantity of potassium permanganate solution is added to another portion of the liquid; if a nitrite is really present, the colour of the permanganate solution will be at once destroyed.

In the case of the presence of nitrites in very small quantities, as in certain waters, Fresenius recommends the distillation of the water previously acidified with acetic acid, the first few drops of the distillate being allowed to fall into a solution of iodide

of potassium and starch, to which a small quantity of sulphuric acid has been added.

NITROSYL CHLORIDE, NO Cl. Vapour Density = 32.67.

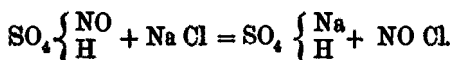
242 This chloride of nitrous acid is formed by the direct union of nitric oxide and chlorine, as well as by the action of phosphorus pentachloride upon potassium nitrite, thus:—



It is likewise formed together with free chlorine when a mixture of hydrochloric and nitric acids, the so-called *aqua regia*, is slowly heated; thus:—



In order to obtain the chloride in the pure state, a mixture of one volume of nitric acid of sp. gr. 1.42 and four volumes of hydrochloric acid of sp. gr. 1.16 is gently warmed, the gases which are evolved being first dried by passing through a chloride of calcium tube, and then led into strong sulphuric acid. The chlorine and hydrochloric acid gases thus escape, whilst nitrosyl sulphate, $SO_4H(NO)$, a body to be described later on, is formed. As soon as the sulphuric acid is saturated, the liquid is heated with an excess of perfectly dry sodium chloride, when nitrosyl chloride is evolved;¹ thus:—



Nitrosyl chloride is an orange-yellow gas, the colour of which is quite different from that of chlorine. It liquefies readily when passed through a tube surrounded by a freezing mixture, forming a deep orange limpid liquid which boils about -8° . This substance combines with many metallic chlorides, forming peculiar compounds, whilst, brought into contact with basic oxides, it is decomposed with formation of a nitrite and chloride; thus:—



NITROSYL BROMIDE, NOBr.

243 In order to prepare this compound, nitric oxide is led into bromine at a temperature of -7° to -15° as long as it is

¹ Tilden, *Chem. Soc. Journ.* [2] xii. 630.

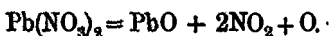
absorbed. In this way a blackish-brown liquid is obtained, which begins to decompose at the temperature of -2° , nitric oxide being evolved. If the temperature is allowed to rise to $+20^{\circ}$, a dark-brownish red liquid remains behind, which has the composition NOBr_3 ; and this is also formed when bromine is saturated with nitric oxide at the ordinary atmospheric temperature. This, *nitrosyl tribromide*, NOBr_3 , is volatilized when quickly heated, almost without decomposition, but if it is slowly distilled it decomposes into its constituents (Landolt).

NITROGEN TETROXIDE, OR NITROGEN PEROXIDE, NO_2 .

Density = 22.96.

244 The red fumes which are formed when nitric oxide comes into contact with oxygen or air, consist of nitrogen peroxide. Hence if one volume of dry oxygen be mixed with two volumes of dry nitric oxide and the red fumes produced led into a tube surrounded by a freezing mixture, the peroxide condenses in the tube either as a liquid or in the form of crystals.

Nitrogen tetroxide is also formed by the decomposition which many nitrates undergo when heated, and this substance is usually prepared by strongly heating lead nitrate in a retort of hard glass, as shown in Fig. 139, when the following decomposition occurs:—

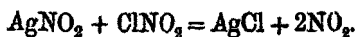


This mode of preparation is, however, not very convenient, and a considerable loss of material occurs, as the oxygen which is evolved carries away some quantity of the peroxide even when the tube into which the fumes are led is plunged into a freezing mixture.

The following method is free from the above objections; arsenic trioxide (white arsenic) in the form of small lumps is placed in a flask and covered with nitric acid of spec. grav. 1.393; the red fumes, which are given off in quantity on gently heating, are led into a receiver surrounded by a freezing mixture, where a mixture of trioxide and tetroxide of nitrogen collects. By passing a current of air, or better still, of oxygen, through this liquid, the trioxide is all transformed into tetroxide, and the product can then be rectified and purified.¹ Nitrogen tetroxide can also be

¹ Hassenbach, *Journ. Pract. Chem.* [2] iv. 1.

obtained by the action of nitroxyl chloride on silver nitrite heated to 40° (Exner) thus:—



245 Properties.—Nitrogen tetroxide is a liquid at the ordinary atmospheric temperatures; at -9° it solidifies to a mass of colourless crystals. Slightly above this temperature the liquid compound is also colourless, but when warmed above this, it first becomes of a pale greenish yellow, then at $+10^{\circ}$ it attains a decided yellow colour, whilst at 15° it becomes orange-coloured, and at higher temperatures it assumes a still darker tint. The




FIG. 139.

absorption spectrum of gaseous nitrogen tetroxide is a characteristic band spectrum which has been mapped by Brewster and Gladstone.

Liquid nitrogen tetroxide boils at 22° , forming a reddish brown vapour, possessing a very strong and unpleasant smell. When the temperature of the gas is raised, the colour becomes darker and darker, until at last it appears almost black and opaque. This is well shown by sealing some of the gaseous tetroxide in two wide glass tubes, heating one for some little time in the flame of a lamp whilst the other remains at the ordinary temperature.

These remarkable changes in appearance cannot be recognized by any equally striking changes in the absorption spectrum of

the gas, although it is probable that the peroxide exists in two distinct forms, as indeed has been shown by the variations which its density exhibits. Thus, at low temperatures the density corresponds to the formula N_2O_4 , and at higher ones to NO_2 . The density of the vapour at different temperatures was found by Playfair and Wanklyn,¹ to be as follows:—

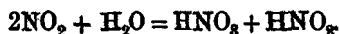
Temperature.	Density. Air = 1.	Corresponding mole- cular weight.
97·5°	1·783	51·5
24·5	2·500	—
11·3	2·645	—
4·2	2·588	74·8

The density required for the compound NO_2 is 45·93, whilst for the compound N_2O_4 , the double of this, or 91·86, is required. It will be seen that the numbers obtained all lie between these two, the density at the highest temperature not lying far from the lower number, whilst those found for the lower temperatures correspond more nearly to the density of the substance N_2O_4 . From these facts we draw the conclusion that at low temperatures the molecule of the compound is represented by the formula N_2O_4 , and the density 46, but that as the temperature rises a gradual change in the density of the molecule takes place, one molecule of N_2O_4 splitting up, or becoming dissociated, into two of NO_2 , possessing a density of 23. From Deville and Troost's² experiments the following percentage composition of the gas at various temperatures has been calculated:—

	NO_2	N_2O_4
at 26°·7	20·00	80·00
„ 60°·2	50·04	49·96
„ 100°·1	89·23	20·77
„ 135°	98·69	1·04
„ 140°	100·00	0·00

We thus see that at 140° the black vapour consists entirely of the simpler molecule NO_2 .

Nitrogen tetroxide is decomposed by cold water with production of nitric and nitrous acids, thus:—

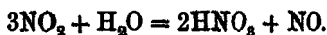


This decomposition, however, only occurs at low temperatures

¹ *Chem. Soc. Journ.* xv. 158.

² *Jahresb.*, 1867, p. 177.

and with small quantities of water. When nitrogen tetroxide is added to an excess of water at the ordinary temperature, the nitrous acid is at once decomposed into nitric oxide and nitric acid; thus:—



If oxygen be present at the same time, this of course combines with the nitric oxide, forming nitrogen peroxide, which is




FIG. 140.

again decomposed by water, and in this way the peroxide may be completely transformed into nitric acid. In order to exhibit this decomposition, as well as to show the formation of the peroxide and nitric oxide, the following apparatus may be used: Fig. 140. The upper vessel, containing a little water, is filled with nitric oxide, and is connected with the lower vessel by the tube (*A*), which is drawn out to a point. This lower vessel

contains water, coloured with blue litmus. If oxygen be now led slowly into the upper vessel by means of the tube (*B*), red fumes are formed, which are absorbed by the water. A vacuum is thus produced, and the coloured water rises in the form of a fountain into the upper vessel, and becomes coloured red. If the nitric oxide be perfectly pure, and if care be taken that the oxygen is allowed to enter but slowly towards the end of the operation, the whole of the upper vessel may be filled with water.

COMPOUNDS OF NITROGEN WITH SULPHUR AND SELENIUM.

NITROGEN SULPHIDE, N_2S_2 .

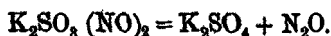
246 This body is obtained, together with other compounds, by the action of dry ammonia upon chloride of sulphur, or upon thionyl chloride. It is a yellow powder, crystallizing from solution in bisulphide of carbon in yellowish-red rhombic prisms. When heated to 120° it becomes darker coloured, and emits vapours which attack the mucous membrane violently. Heated to about 135° , it sublimes in the forms of fine yellowish-red crystals, and at 158° it begins to melt with evolution of gas. At 160° it decomposes rapidly with the evolution of light and heat, and on percussion it detonates very violently.

When sulphur dichloride is added to a solution of nitrogen sulphide in bisulphide of carbon, several different compounds are produced, according to the quantity of the chloride of sulphur which is present. If this last body be present in excess, a yellow crystalline precipitate is formed, having the composition $N_2S_2S_2Cl_2$, which, on heating, sublimes in needles. If, after this compound has separated out, more nitrogen sulphide solution be added, the yellow powder is changed into a red substance $(N_2S_2)_2SCl_2$, and this again, on addition of more nitrogen sulphide, or on heating, yields a compound $(N_2S_2)_3S_2Cl_2$, which forms a beautiful yellow powder, unalterable in contact with the air (Fordos and Gélis).

Nitrogen Selenide, N_2Se_2 .—This compound is formed by the action of ammonia on selenium tetrachloride. It is an orange-yellow mass, which, on heating to 200° as well as by slight pressure, detonates strongly.

DINITROSO-SULPHONIC ACID, $H_2SO_3(NO)_2$.

247 The alkaline salts of this acid, which are colourless and crystalline, are formed when nitric oxide gas is passed into an alkaline solution of a sulphite. In the free state the acid is not known, and all acids, even carbonic acid, decompose the salts into sulphates and nitrogen monoxide; thus:—

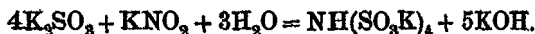


When the potassium salt is heated by itself it decomposes into potassium sulphite and nitric oxide (Pelouze).

SULPHO-NITRO ACIDS.

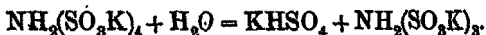
248 A series of remarkable compounds, which may be regarded as salts of hitherto non-isolated acids, has been discovered by Frémy. They are obtained either by mixing solutions of potassium nitrite and normal potassium sulphite, or by passing a current of sulphur dioxide into a solution of potassium nitrite. Thus:—

Potassium ammon-tetrasulphonate, $NH(SO_3K)_4$, is prepared as a crystalline precipitate by adding an excess of potassium sulphite to a solution of potassium nitrite; thus:—



This reaction is remarkable as being one in which one of the most powerful alkalies is produced by mixing together two normal salts.

This salt is decomposed either on continued contact with water or on boiling with dilute potash into hydric potassium sulphate and *potassium ammon-trisulphonate*, $NH_2(SO_3K)_3$; thus:—



The last salt separates out in the form of crystalline needles, insoluble in cold water, but soluble in hot dilute potash, from which solvent the crystals can be again obtained. If boiled with acidified water a decomposition occurs, and the potassium salt of *Ammon-disulphonic acid*, $NH_2(SO_3H)_2$, is formed; thus:

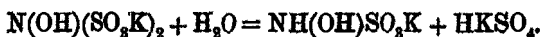


This salt crystallizes in six-sided prisms, and when boiled for

some time with a dilute acid, or even when heated in the dry state to 200° ,¹ it decomposes as follows:—



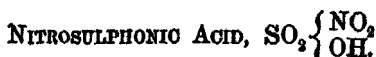
Hydroxylamine-disulphonic Acid (Sulphazotic Acid)
 $\text{N}(\text{OH})(\text{SO}_3\text{H})_2$.—The potassium salt of this acid is formed when solutions of potassium nitrite and potassium sulphite are mixed in such proportions that the mixture contains to one molecule of the first less than four molecules of the second. The salt crystallizes in long, bright, transparent needles; when boiled with water it forms *potassium hydroxylamine-monosulphonate*, $\text{NH}(\text{OH})\text{SO}_3\text{K}$; thus:—



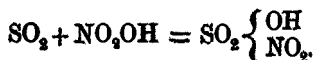
This salt can be crystallized from its solution in hot water, but when boiled with caustic potash it decomposes into ammonia, potassium sulphate, and nitrous oxide; thus:—



In addition to these, several other series of salts of sulpho-nitro-acids have been prepared by Claus.²



249 This compound is commonly known as the crystals of the leaden chambers, which are produced during the process of the manufacture of sulphuric acid whenever the supply of steam is insufficient to produce sulphuric acid. Nitrosulphonic acid is, however, best prepared by acting upon sulphur dioxide with concentrated nitric acid; thus:—

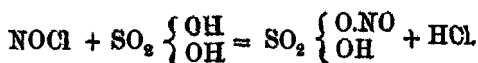


For this purpose, dry sulphur dioxide is led into cold fuming nitric acid until the mass becomes syrupy. The semi-solid mass is then drained on a dry porous plate over sulphuric acid.

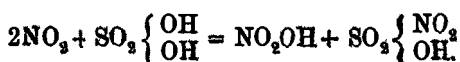
¹ Claus and Koch, *Ann. Chem. Pharm.* clii. 336.

² *Ann. Chem. Pharm.* clviii. 52 and 194.

Another mode of preparing the substance is to pass the vapour of nitrosyl chloride into sulphuric acid :—

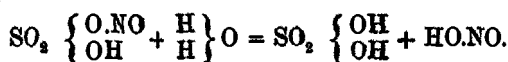


It is likewise formed when nitrogen peroxide and sulphuric acid are brought together :—



The substance obtained by these reactions crystallizes in four-sided rhombic prisms, or sometimes in tubular or nodular crystalline masses, which begin to melt at 30°, with evolution of vapour.

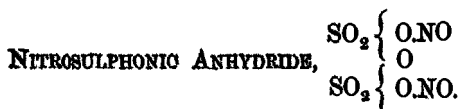
The crystals dissolve in small quantities of cold water without any evolution of gas, forming a blue liquid, which contains sulphuric and nitrous acids.



Nitro-sulphuric acid dissolves in concentrated sulphuric acid without decomposition, and this solution can be distilled.



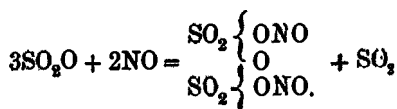
250 This chloride is formed by the direct union of sulphur trioxide and nitrosyl chloride. It forms a white crystalline mass, which melts on heating, with separation of nitrosyl chloride. It is decomposed in contact with water into sulphuric, hydrochloric, and nitrous acids (Weber).



251 When nitrosulphonic acid is heated, it decomposes into water and this anhydride, but the latter substance cannot be obtained in a pure state in this way, as sulphuric acid is formed by the further decomposition of nitrosulphonic acid, and these bodies cannot be separated, as they both boil nearly at the same temperature (Michaelis).¹ It is, however, easy to obtain

¹ Ber. Deut. Chem. Ges. vii. 1075.


this anhydride by passing dry nitric oxide into sulphur trioxide, so long as it is absorbed and warming the solution until the boiling-point of the liquid is nearly reached ; thus:—



The same compound is formed when sulphur dioxide acts upon nitrogen peroxide, as well as when the next compound to be described is heated. Nitrosulphonic anhydride crystallizes in hard colourless quadratic prisms, which melt at 217° to form a yellow liquid, which becomes darker on further heating, and distils over unchanged at about 360° . The compound dissolves readily in strong sulphuric acid, forming nitrosulphonic acid.



252 When sulphur trioxide and nitrogen peroxide are brought together in the cold, the above compound separates out as a white crystalline mass, which on heating gives off oxygen, and forms the anhydride last described (Weber).



253 When sulphur trioxide and nitric acid are mixed together in the cold, a thick oily liquid is formed, from which the above compound crystallizes out under certain conditions of concentration. It is soluble without decomposition in warm dilute nitric acid, and on cooling, the liquid crystals of this substance separate out, containing one molecule of water of crystallization.

THE ATMOSPHERE.

254 The term *air* was used by the older chemists in the general sense in which we now employ the word *gas*, to signify the various kinds of aeriform bodies with which chemistry has made us familiar. At the present day, however, we confine the signification of the word *air* to the ocean of aeriform fluid or the

atmosphere (*ἀτμός* vapour, and *σφαῖρα* a sphere) at the bottom of which we live and move.

Of the existence of an invisible gaseous envelope lying above the solid mass of the earth's crust, we become aware by the resistance offered to our bodies when we pass rapidly from place to place, as well as by the effects produced by the motion of the particles of the atmosphere which we term wind. The most convincing proof of the existence of the air is however given by showing that air has weight. This can readily be done by hanging a large glass globe, closed with a cork through which a tube passes, furnished with a stopcock, on to one end of the beam of a balance, and placing weights in the opposite pan until the arrangement is in equilibrium. On exhausting the globe by placing it in communication with an air-pump, and again weighing the globe partially freed from air, the weight will be seen to be considerably less than that which it possessed before the evacuation.

A knowledge of the composition of the atmosphere forms the beginning of the present epoch of chemical science, experiment having shown, in opposition to the older views, that the air is not a simple body, but consists mainly of two different kinds of air or gases, oxygen and nitrogen.

Although some of the ancients, especially Vitruvius, appear to have held the view that the air possesses weight, yet it is to Torricelli that we owe the first distinct proof that this is the case. In the year 1640 a Florentine pump-maker observed that his lift-pumps would not raise water to a height greater than thirty-two feet, and consulted his great townsman Galileo as to the cause of this phenomenon. Galileo does not appear to have given the correct solution, as he compared the water column to an iron rod hung up by one end, which, when long enough, will at last break with its own weight.




FIG. 141.

Torricelli, however, in 1643, made an experiment which gave the true explanation of the pump-maker's difficulty. Filling with mercury a glass tube three feet in length, and closed at one end, but open at the other, he closed the open end with his finger and inverted the tube in a basin filled with mercury. The mercury then sank in the tube to a certain level, whilst above this level there was an empty space, which is still called the Torricellian vacuum. Above the mercury in the basin was water, and Torricelli then raised the tube so that the open end came into the water. The mercury then flowed out and the water rushed up, completely filling the tube. Fig. 141 represents the actual tubes employed by Torricelli, photographed from the original instruments placed in the Science Loan Exhibition at South Kensington. The rise of mercury or water in a vacuous tube is caused by the pressure of the atmosphere. The water is, however, 13.5 times lighter than the mercury; hence the column of the former liquid which is supported by the atmospheric pressure is 13.5 times as high as that of the latter liquid. Thus was the *barometer* discovered, though this name was first made use of by Boyle.¹

Hearing of Torricelli's discovery Blaise Pascal resolved to put this theory to a further test. If, argued he, the suspension of the mercury in the barometric tube is due to the pressure or weight of the air, the mercurial column must sink when the barometer is taken to the top of a mountain, owing to the pressure on the mercury being lessened. Unable to try this experiment himself, Pascal instructed his brother-in-law, Périer, to ascertain whether this is so or not, and on September 19, 1648, Périer took a barometer to the summit of the Puy-de-Dôme, and showed that the mercury sank as he ascended, proving conclusively the correctness of Torricelli's explanation.

A simple arrangement enables us to reproduce this experiment in the lecture-room; a barometer tube being filled with mercury is inverted over mercury contained in a trough, when the mercury will be seen to sink to a certain level, the space above this being vacuous. A tubulated receiver furnished with a tight-fitting caoutchouc stopper is then brought over the tube, and the air pumped out from the interior of the receiver. As the pressure of the air is by degrees removed, the level of mercury in the

¹ See *New Experiments on Colours*, published 1664-5, Boyle's *Works* (Edn. 1772), vol. ii., p. 487. "The *barometer*, if to avoid circumlocutions I may so call the whole instrument, wherein a mercurial cylinder of 29 or 30 inches is kept suspended, after the manner of the Torricellian experiment."

tube will gradually become lower, until at last it will nearly, but not quite, reach the level of the mercury in the trough. On opening the stopcock the air will rush in, and the level of the mercury in the tube will rise until it has attained its former elevation.

255 Obeying then the laws of gravitation, the air forms part of the earth's body, and accompanies the solid and liquid portions in their axial and orbital motions. The absolute height to which the atmosphere extends above the earth's surface has not been ascertained with accuracy. As its density is not uniform, but diminishes as the distance from the earth's surface increases, the exact point at which the atmosphere terminates is difficult to determine. The height is certainly not uniform, inasmuch as owing to the variation of the force of gravitation at the poles and at the equator, and owing also to the action of centrifugal force, as well as to changes of temperature, a column of polar air is considerably shorter than a column of equatorial air.

The atmospheric pressure at the sea's surface would naturally be constant if it were not that owing to the variations in the solar radiation, the temperature, and, therefore, the pressure of the air, undergoes frequent alterations. These irregular variations necessitate our reading off the height of the barometer whenever volumes of gas have to be measured. There is no doubt that the atmosphere has a definite limit, and, from observations of the time during which the twilight extends to the zenith, it appears that the atmosphere reaches in a state of sensible density to a height of from forty to forty-five miles above the earth's surface. The relation between this height and the diameter of the earth may be illustrated by the statement that if a globe of one foot in diameter represents the earth, a film of air $\frac{1}{12}$ of an inch in diameter will represent the atmosphere.

If the air were an incompressible fluid, instead of being an elastic one, and if it had throughout the density which it possesses at the sea's level, the height of the atmosphere would be

$$10513 \times 0.760 = 8360 \text{ meters, or } 5.204 \text{ English miles.}$$

As, however, the air is elastic, it diminishes in density as the distance from the earth's level increases; thus at a height of 5528 meters, the air expands to twice its volume; whilst at a height of twice 5528 meters the density of the air is only $\frac{1}{3}$ of

that which it possesses at the sea's level. At greater elevations the volume increases in the following ratios:—

Geographical Miles.	Volume.
0	1
0·587	2
1·174	4
1·761	8
2·348	16
2·935	32
3·522	64

The weight of the air at the level of the sea in our latitude is equal to that of a column of mercury at 0° of a height of 760 millimeters, and this is taken as the normal barometric pressure. Hence, as one cbc. of mercury weighs 13·596 grams, the pressure exerted by the air on one square centimeter of surface at the sea's level will be $13\cdot596 \times 76 = 1033\cdot3$ grams (or nearly 15 lbs. on every square inch).

According to the accurate determinations of Regnault, one liter of dry pure air at 0°, and under the pressure of 760 mm. at the latitude of Paris is 1·293201 gram. Whilst according to Lasch¹ the weight at Berlin is 1·293635 gram, or almost exactly $\frac{7}{8}$ of the weight of water. Air was first liquefied by Cailletet.²

256 In common with all bodies at the earth's surface, the human frame has to support this weight, but, under ordinary circumstances the pressure is exerted in all directions, and it is not felt. If, however, the pressure in one direction be removed, as when the hand is placed over the open end of a cylinder from which the air is being pumped out, the weight of the air is at once perceived. As the air obeys Boyle's law, its density being directly proportional to the pressure to which it is subjected, it follows that when the height above the sea's level increases by equal intervals, the density of the air decreases in a geometric ratio. Hence the difference in height of two stations in the same vertical line is in the ratio of the difference between the logarithms of the barometric readings at the two stations, and if the temperature of the two stations be the same we need only multiply the difference of the logarithms of the two readings (reduced to 0° for the expansion of mercury) by the number 18363 to obtain the elevation in meters.

¹ *Pogg. Ann. Ergänzungsbd.* iii. 321.

² *Compt. Rend.* lxxxv. 1270.

The average or mean annual *temperature* of the air, like its density, is not the same throughout the mass. It diminishes as the elevation above the earth's surface increases, so that at a certain height, differing for different latitudes, a line is reached at which the mean temperature of the air does not rise above the freezing-point. This is called the line of perpetual snow. At latitude 75° it reaches the sea's level, in the latitude of 60° it is found at a height of 3,818 feet, whilst under the equator the snow-line exists at a height of 15,207 feet above the sea. The height of the snow-line is also affected by local causes, and it is found to vary considerably even in the same latitude.

Owing to the unequal heating effect produced by the sun on different portions of the earth's surface, great variations are observed in the temperature of the atmosphere in different places, and these give rise to those motions of the atmosphere which are termed winds. Winds may either be caused by local alterations of temperature confined to narrow limits, as with the land and sea-breezes of our coasts, or they may be produced by a general unequal diffusion of heat over the surface of the globe, as with the so-called trade-winds, which are caused by the temperature of the air in the equatorial zones being higher than that of the air in the polar regions.

THE COMPOSITION OF THE ATMOSPHERE.

257 Atmospheric air, in addition to oxygen and nitrogen, contains as normal constituents, aqueous vapour, carbon dioxide, ammonia, and ozone. Other gases and vapours do indeed occur in different places, under a variety of circumstances, and in varying quantities. Furthermore certain chemical compounds, such as common salt, ammonium nitrate, and some other chemical salts, occur as finely-divided solid particles, together with other minute floating particles of animal, vegetable, and mineral origin.

The discovery of the composition of the atmosphere has been described in the Historical Introduction. We saw there that we owe to Cavendish the first exact determination of the relation existing between the two important constituents, oxygen and nitrogen.¹ "During the last half of the year 1781," he writes, "I tried the air of near sixty different days in order to find whether it was more phlogisticated at one time than

¹ *Phil. Trans.* 1783, p. 106. "An Account of a new Eudiometer."

another, but found no difference that I could be sure of, though the wind and weather on these days was very various, some of them being very fair and clear, others very wet, and others very foggy."¹ This result was founded on a long series of experiments, for seven or eight analyses of air collected on the same day were made by different processes, so that altogether Cavendish cannot have made fewer than 400 determinations of the composition of atmospheric air. Experiments were likewise made to see whether London air differed from that of the country, and slight differences were sometimes found in favour of London air, in Marlborough Street, sometimes in favour of country air, in Kensington. On taking a mean of the numbers no difference whatever was perceptible, the result of all his experiments being that 100 volumes of air contain 20·83 parts by volume of dephlogisticated air or oxygen.

The constant results thus obtained by Cavendish led several chemists, such as Prout, Döbereiner, and Thomson, to maintain that the air is a chemical compound of one volume of oxygen with four volumes of nitrogen. Against this assumption John Dalton protested,² insisting that the air is merely a mechanical mixture of constant composition, and contending that, because nitrogen is lighter than oxygen, the relative amounts of the two gases must vary at different heights above the earth's surface, the oxygen diminishing and the nitrogen increasing as we ascend. This view was, however, shown to be erroneous by Gay-Lussac and Thénard, who collected air in a balloon at an elevation of 7,000 meters, and found it to contain exactly the same proportional quantity of oxygen as that collected at the same time in Paris and analyzed in the same way. Their results have since been corroborated by the more exact investigations of Brunner, who analyzed the air collected at the top and at the bottom of the Faulhorn and found in each case exactly the same proportion between the oxygen and the nitrogen.

The very important question whether the composition of the air undergoes variation, under varying conditions of time and place and what is the percentage of oxygen it contains was further investigated by many chemists. Gay-Lussac and Humboldt in Paris found that the air contained from 20·9 to 21·1 per cent. of oxygen; Davy in London obtained

¹ *Phil. Trans.* 1783, p. 126.

² *Manchester Memoirs*, 2nd series, vol. i. p. 244.

from 20·8 to 21·1 per cent.; Thomson in Glasgow 21·1, and Kupffer in Kasan 21·1 per cent. of oxygen. It was, however, necessary that more accurate methods of analysis should be employed.

258 Two processes are now used, viz., (1) measurement of the volumes of the component gases, (2) determination of their weight. The first of these processes, or the eudiometric method, has been practised by Regnault, Bunsen, Lewy, and Angus Smith, whilst the latter method has chiefly been used by Dumas and Boussingault in their celebrated research carried out in the year 1841.¹ In their analyses of air by the latter method, the two French chemists employed an apparatus shown in Fig. 142. The large balloon (v) was rendered as perfectly vacuous as possible, and brought in connection with

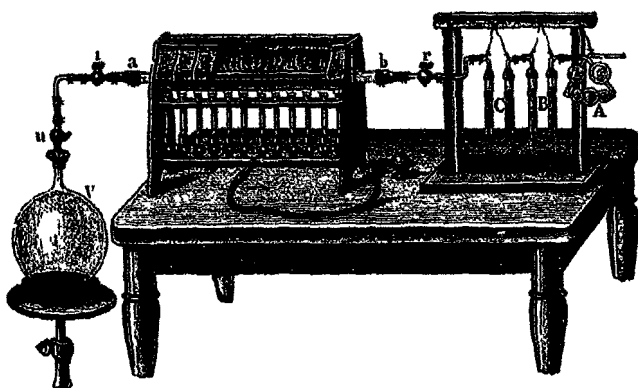


FIG. 142.

the vacuous tube (*a b*), containing metallic copper reduced by means of hydrogen, and placed in a furnace in which it could be heated to redness by means of charcoal or gas. At the other end this tube was connected with the tubes *c* and *B*, and with the bulbs *A*, these last contained caustic potash, and the others pumice-stone moistened with strong sulphuric acid for the purpose of taking up all moisture from the air, as well as of abstracting from it the whole of its ammonia and carbon dioxide. As soon as the tube *a b* had been heated to dull redness the stopcocks *r* were opened so as to let the air pass slowly into the apparatus. Entering the tube *a b*, and coming in contact with the glowing copper, the whole of the oxygen was

¹ *Ann. Chém. Phys.* [3] iii. 257.

absorbed, only the nitrogen going over into the vacuous globe. When the experiment was complete, the stopcocks were closed, the tube and balloon detached from the apparatus and each accurately weighed. Both tube and balloon were then again rendered vacuous, and weighed a third time. The tube containing the copper oxide, which had been weighed empty to begin with, is thus weighed full of nitrogen, after which the nitrogen is withdrawn by the air-pump and its weight again determined. The following details of an actual experiment may illustrate the method:—

	Grams.
Vacuuous tube containing copper before the experiment	647·666
Tube filled with nitrogen and copper after the experiment	651·415
Vacuuous tube after experiment	651·346
Balloon containing nitrogen at 19° and under pressure 762·7 mm.	1403·838
Balloon, vacuous, at 19°·4 and 762·7 mm: . . .	1391·554

Hence the weight of oxygen is found to be 3·680 grams, whilst the weight of nitrogen in the balloon was 12·304 grams, and the weight of nitrogen in the tube 0·069, giving a total of 12·373 grams.

Or the percentage composition is:—

Oxygen	22·92
Nitrogen :	77·08
	100·00

Dumas and Boussingault used two balloons, with which they obtained the following results:—

	Percentage by weight of oxygen.	
	With small balloon.	With large balloon.
1841.		
April 27	22·92	22·92
" 28	23·03	23·09
" 29	23·03	23·04
Mean	22·993	23·016

The mean of these determinations is 23·005 parts by weight of oxygen and 76·995 of nitrogen.

Knowing the specific gravities of the two gases, we obtain by calculation the following composition of air by volume :—

Oxygen	20·77
Nitrogen	79·23
	100·00

These experiments were subsequently repeated by other chemists, with the following results :—

	Mean Percentage by weight of oxygen.
Lewy, in Copenhagen, 1841	22·998
Stas, in Brussels, 1842	23·100
Marignac, in Geneva, 1842	22·990

According to these experiments, therefore, the air contains 23 parts by weight of oxygen and 77 parts by weight of nitrogen.

259 This method, although capable of giving exact results, requires large apparatus and good air-pumps and balances. It can only be carried on in a laboratory, and it necessitates the employment of large volumes of air. The *eudiometric*, or volumetric method is less difficult and tedious, so that the determinations may be repeated by thousands and require a much smaller volume of air. This method is liable to so small an experimental error that, with an observer well-skilled in its use, it never reaches the $\frac{1}{10000}$ part, and may sometimes not exceed the $\frac{1}{100000}$ part of the whole.

The process depends on the well-known fact that when oxygen and hydrogen gases are mixed and fired by an electric spark, they unite to form water in the exact proportion of one volume of the former to two volumes of the latter. The volume of the liquid water formed is so small in proportion to that of the constituent gases that, except in cases of very exact estimations, it may be altogether neglected. Hence if we bring together a given volume of air and more hydrogen than is needed to combine with the oxygen in it, and if an electric spark be passed through the mixture, one-third of the observed contraction will be due to the oxygen. In order to obtain by this method exact results¹ a very carefully calibrated eudiometer is employed 1 meter long and about 0·025 wide, and

¹ For details on these points Bunsen's *Gasometry* must be consulted.

the observations are conducted in a space within which the changes of temperature are as small and as gradual as possible.

The air for these determinations is collected either in small flasks of about half a liter in capacity, the necks of which have been previously elongated before the blowpipe, or in long tubes, the ends of which have been drawn out. Inside the flask or tube a small piece of fused chloride of calcium is placed for the purpose of absorbing the ammonia, and a similar piece of fused caustic potash to absorb the carbonic acid, and both substances are allowed to crystallize on the sides of the glass by the addition of a drop of water. It is quite necessary to remove the carbonic acid of the air previous to analysis. Even if the quantity present were only 0.05 per cent. of the total volume, it would produce an appreciable error in the oxygen determination, carbonic acid when exploded with an excess of hydrogen in presence of the detonating mixture of oxygen and hydrogen being decomposed into an equal volume of carbonic oxide, while an equal volume of hydrogen disappears, so that the volume of combined gas would be 0.05 per cent. too large.

In carrying out this method with exactitude a number of manipulatory precautions have to be attended to. Increase of temperature of the mercury by handling must be avoided as much as possible; the air must always be measured saturated with the maximum amount of aqueous vapour, for which purpose one drop of water is placed into the head of the eudiometer and allowed to run down through the whole length of the tube, so that the aqueous vapour may adjust itself at once throughout the mass of gas to correspond with alterations of temperature. It is necessary to subtract the volume of the water formed by the combustion from the volume of gas which has disappeared reduced to 1 m. pressure and 0° C., which is done by multiplying this volume by the fraction 0.0007 and subtracting the product from the observed contraction.

The following numbers¹ show the approximation obtained by Bunsen in two analyses of the same sample of air collected in Marburg on 9th January, 1846:—

	Volume.	Pressure at 0°.	Temp. C.	Vol. at 0° and 1 m. pressure.
Air employed	841.8	0.5101	0.3	428.93
After addition of hydrogen	1051.7	0.7137	0.3	749.77
After the explosion . .	878.8	0.5460	0.3	480.09

¹ Bunsen's *Gasometry*, 71

Composition of Air in 100 parts by volume.

Nitrogen	79.030
Oxygen	20.970

100.000

Air employed	859.3	0.5225	0.6	448.00
After addition of hydrogen	1051.9	0.7079	0.6	743.01
After the explosion . . .	870.3	0.5317	0.6	461.72

Composition of Air in 100 parts by volume.

Nitrogen	79.037
Oxygen	20.963

100.000

Bunsen, who has brought all the processes of gas analysis to a marvellous degree of perfection, points out¹ that in normal determinations of the composition of the air still greater precision may be attained by repeating, several times, and at regular intervals, the observation of the height of the mercury in the eudiometer. From the agreement between the reduced volumes which are read off, the point in the series of observations is found at which the temperature has been most constant. As an example of such an accurate analysis Bunsen gives the following :—

		Vol.	Press.	Temp.	Vol. at 0° C and 1 meter pressure.
Air Employed	{ 6h 0'	754.9	0.5045	15.4	360.52
	{ 7 0	755.0	0.5046	15.4	360.63
	{ 8 0	755.2	0.5047	15.5	360.70
After addition of Hydrogen.	{ 11 0	904.0	0.6520	15.8	557.20
	{ 12 0	904.6	0.6521	16.0	557.24
	{ 1 0	904.9	0.6518	16.0	557.17
After the Ex. plosion.	{ 3 0	732.3	0.4781	16.1	330.64
	{ 4 0	732.5	0.4777	16.1	330.45
	{ 5 0	732.7	0.4777	16.1	330.54

Hence Nitrogen 79.036 volumes.

„ Oxygen 20.964 „

100.000 „

¹ *Loc. cit.* 77.

As the result of twenty-eight analyses Bunsen found the average percentage of oxygen to be 20·924 volumes, whilst the lowest percentage found was 20·840.

260 Regnault,¹ using a different volumetric method has analysed a very large number of samples of air collected in a uniform manner in various quarters of the globe, according to instructions which he had given. The error of two analyses made on the same sample rarely reached 0·02 per cent. In more than 100 samples of air collected in or near Paris, Regnault found a maximum amount of 20·999, a minimum of 20·913, and a mean of 20·96 percentage of oxygen. The difference of 0·086 per cent. is too large, according to Regnault, to be due to errors of experiment, and it must, therefore, be ascribed to variations in the composition of the air occurring from day to day.

Air collected from other localities gave Regnault the following results:—

	Percentage of oxygen.
9 samples from Lyons gave	20·918 to 20·966
30 samples from Berlin	20·908 „ 20·998
10 „ „ Madrid	20·916 „ 20·982
23 „ „ Geneva and Chamounix	20·909 „ 20·993
17 „ „ Toulon Roads and Mediter- ranean	} 20·912 „ 20·982
5 „ „ Atlantic Ocean	20·918 „ 20·965
2 „ „ Ecuador	20·96
2 „ „ Summit of Pichincha	20·949 „ 20·988
2 „ „ Antarctic Seas	20·86 „ 20·94

The conclusion which Regnault draws from these determinations is, that the atmosphere shows perceptible, though very small, alterations in the amount of oxygen at different times and in different localities. This variation ranges from 20·9 to 21·0 per cent., but from special unknown causes the amount of oxygen seems sometimes to sink in tropical countries as low as 20·4 per cent. as was seen in the Bay of Bengal on March 8, 1849.

261 Dr. R. Angus Smith² has recently extended our knowledge of the variations which the percentage of oxygen undergoes in the air of towns and that of closed inhabited spaces. He finds that the percentage of oxygen in air from the sea-shore,

¹ *Ann. Chem. Phys.* [3] xxxvi. 385.

² *On Air and Itain*, Longmans, 1872.

and from Scotch moors and mountains, is as high as 20·999. In the free air of towns, and especially during foggy weather, it may sink to 20·82. In inhabited rooms and crowded theatres, the percentage of oxygen may sink sometimes to 20·28 (Lewy), whilst according to the very numerous (339) analyses of Angus Smith,¹ the percentage of oxygen in mines does not average more than 20·26. The exact composition of the air at high elevations has been investigated by Frankland,² who has shown that, as far as nitrogen and oxygen are concerned, the composition of the air up to an elevation of 14,000 feet is constant, and that the variations exhibited in air collected at the above height, fall within the limits noticed by former experimenters.

If we compare the percentage composition of air by volume (see p. 443), as obtained by calculation from the gravimetric analysis, with the mean results of Bunsen's volumetric analyses, the difference ($20·924 - 20·770 = 0·154$) is greater than the differences observed by Regnault in his volumetric analyses of air collected in various situations. This is to be ascribed to the fact that in the operations of weighing the large balloons, &c., constant experimental errors are introduced from which the volumetric method is free.

262 That the air is a mechanical mixture and not a chemical combination of oxygen and nitrogen, is seen from the following facts:—

(1.) The quantities of nitrogen and oxygen in the air do not present any simple relation to the atomic weights of these elements, and, indeed, the proportions in which they are mixed are variable.

(2.) On mixing oxygen and nitrogen gases mechanically in the proportion in which they occur in air, no contraction or evolution of heat is observed and the mixture behaves in every way like air.

(3.) When air is dissolved in water, the proportion between the oxygen and nitrogen in the dissolved air is quite different from that in the undissolved air, the difference being in strict accordance with the laws of gas-absorption on the assumption that the air is a mixture. When water is saturated with air at any temperature below 30°, the following is the proportion of oxygen and nitrogen contained in the dissolved and undissolved air:—

¹ *On Air and Rain*, p. 106.

² *Chem. Soc. Journ.* xiii. 22.

	Air dissolved in water.	Air undissolved in water.
Oxygen . . .	34.92 . . .	20.96
Nitrogen . . .	65.08 . . .	79.04
	<u>100.00</u>	<u>100.00</u>

If the air were a chemical combination of oxygen and nitrogen, such a separation by solution would be impossible.

263 In order to show the composition of the air, the apparatus Fig. 143 is often used. This consists of a calibrated and divided glass tube filled to a given point with air over mercury. Into this is introduced a small piece of phosphorus supported upon a copper wire. Gradually all the oxygen is absorbed and the

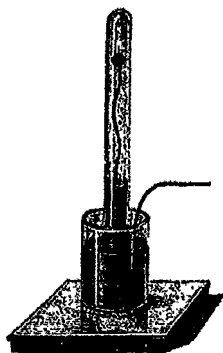


FIG. 143.

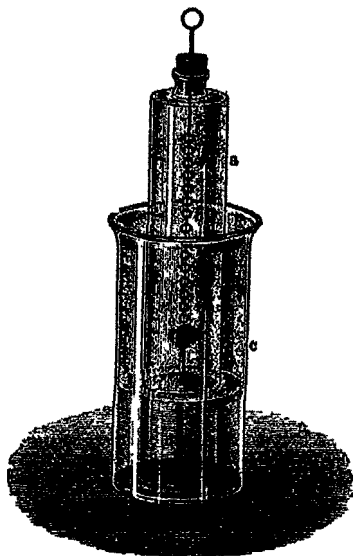


FIG. 144.

mercury rises in the tube. After a while the volume of residual nitrogen is read off, and, corrections having been made for temperature and pressure, it is found that 100 volumes of the air contain about 21 volumes of oxygen.

Another less exact but more rapid method of exhibiting the same fact is carried out by help of the arrangement shown in Fig. 144. In the beaker glass (c) is placed the iron stand (d)

carrying the iron cup (*e*), containing a small piece of phosphorus. Over this stand is placed the tubulated cylinder (*a*). The upper part of this cylinder is graduated into five equal divisions, and water is poured into the beaker glass until the level reaches the first division. The phosphorus in the cup is ignited by dropping down on it a chain which has been heated in a flame. The phosphorus then burns, the fumes of phosphorus pentoxide are absorbed by the water, and, when the gas has cooled, and the pressure been equalised by bringing the level of the water outside up to that inside the cylinder, four-fifths of the original volume of the air remain unabsorbed.

The carbonic acid, aqueous vapour, organic matter, and the other constituents of the atmosphere vary in amount in different places and at different times much more than the oxygen and nitrogen.

264 *Atmospheric Carbonic Acid*.—Reference has already been made to the part played by atmospheric carbon dioxide (carbonic acid). The whole vegetable world depends for its existence on the presence of this gas, which serves, in the sunlight, as the chief food of plants, whilst, when present in certain quantities, it acts most prejudicially on the higher forms of animal life. Nor is the amount of carbonic acid which becomes hurtful very much removed from the amount at present existing in the air. So far as we can ascertain, an air which contains 7 volumes of carbonic acid in 10,000 is hurtful for respiration, while the normal amount is 4 volumes in 10,000.

The question whether the atmosphere is now slowly undergoing or has in past times undergone any perceptible changes in the amount of its carbonic acid cannot be answered with certainty, but it is pretty clear that if there are any such changes they must be and must have been very slow in their action. The carbonic acid present in the air, although apparently small in its relative amount, is in fact enormous in absolute weight, reaching to upwards of 3,000 billions of kilograms, or more than would probably be obtained by the combustion of all the vegetable and animal matter now existing on the earth's surface. The quantity of atmospheric carbonic acid varies according to the situation and according to meteorological and other circumstances. Thus the average amount in free open country air is 4.0 volumes in 10,000, whilst in towns where much coal is burnt the amount may rise to 6.0 or even 7.0 per 10,000. Over the sea the amount of carbonic acid is somewhat less,¹ being on

¹ Thorpe, *Chem. Soc. Journ.* xx. 189.

an average about 3.0 volumes per 10,000. At high elevations in the atmosphere the proportion of carbonic acid is generally, but not invariably, greater than at lower levels. In closed inhabited spaces the volume of carbonic acid, proceeding from respiration and from the combustion of illuminating materials, is usually much higher than in the open air,¹ and the amount is much higher in mines than in the air above ground.

As the quantity of carbonic acid serves as the readiest and most reliable test of the healthiness or otherwise of an atmosphere, it becomes a matter of importance to ascertain its

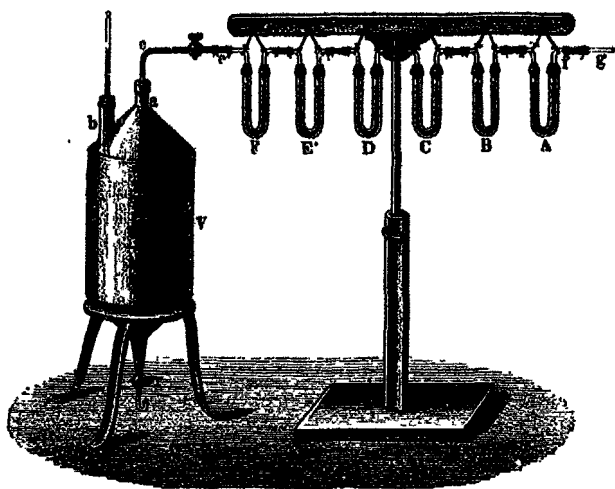


FIG. 145.

amount with accuracy. The methods in use for this purpose are (1) the gravimetric and (2) the volumetric method. In the first of these² the carbonic acid is absorbed from a known volume of air, freed from ammonia and aqueous vapour, through weighed tubes containing caustic potash. This necessitates the passage of not less than forty liters of air, drawn by means of the aspirator (v, Fig. 145), filled with water, over the tubes, in order that a sufficient weight of carbonic acid for an exact weighing may be obtained. The tubes A and B are filled with pumice-stone moistened with sulphuric acid. The air is thus dried and freed from ammonia. C and D contain moist but solid

¹ Roscoe, *Chem. Soc. Journ.* x. 251.

² Saussure, *Pogg. Ann.* xix. 391.

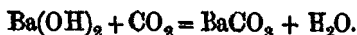
caustic potash for the absorption of the carbon-dioxide. E and F are also drying-tubes, prepared like the tubes A and B, and serving to hold back any moisture which the dry gas might have taken up from the tubes C and D. The following example of a determination made by this plan illustrates the process :—

*Gravimetric Determination of Carbonic Acid in London Air,
Feb. 27, 1857.*

Volume of aspirated air at 8° and under } = 43·2 liters.
772·5 mm. of mercury }
Weight of absorbed carbonic acid . . . = 0·0308 grm.

Hence 10,000 volumes of air contain 3·7 volumes of carbonic acid.

265 A much more convenient process is the volumetric one proposed by Pettenkofer.¹ For this a volume of about 10 liters of air only is needed, a glass cylinder closed by a caoutchouc cap being employed, and no balance being required. The method depends upon the fact that a solution of hydrate of baryta of known strength when shaken up with a closed volume of air containing carbonic acid, abstracts the whole of that carbonic acid from the air with formation of insoluble carbonate of barium ; thus :



The quantity of baryta in excess which remains in solution, after shaking up with the air, is ascertained by adding to an aliquot portion of the milky fluid a standard solution of oxalic acid until the alkaline character of the baryta water disappears. When this point is reached, the whole of the residual soluble baryta has been neutralised by the oxalic acid. The baryta and oxalic acid solutions are made of such a strength that equal volumes exactly neutralise each other, and so that 1 cbc. of baryta solution will precipitate exactly 1 mgrm. of carbonic acid. The following example will serve to explain this process :—

*Volumetric Determination of Carbonic Acid in Manchester Air,
Nov. 10, 1873.*

Volume of air employed, 10·80 liters at 7° and under a pressure of 765 mm. of mercury.

¹ *Chem. Soc. Journ.* x. 292.

50 cbc. of standard baryta solution (1 cbc. = 1 mgm. CO_2) was shaken up with this air. Of this, after the experiment, 25 cbc. needed 22 cbc. of standard oxalic acid (1 cbc. = 1 mgm. CO_2) for complete neutralization. Hence 6 cbc. of baryta solution were neutralized by the carbonic acid in 10.8 liters of air; or 10,000 volumes of air contain 2.85 volumes of carbonic acid.

266 *The moisture* contained in the air is liable to much more extensive changes than even the carbonic acid. Amongst the circumstances which affect the atmospheric moisture, distance from masses of water, and the configuration of the land, seem the most important. A given volume of air cannot take up more than a certain quantity of aqueous vapour at a given temperature, and then the air is said to be saturated with moisture. The weight in grams of water capable of being taken up by 1 cubic meter of air, at different temperatures, is given in the following table :—

C°.	Grams.	C°.	Grams.	C°.	Grams.
—10°	2.284	15°	12.746	35°	39.252
0°	4.871	20°	17.157	40°	50.700
5°	6.795	25°	22.843	100°	588.73
10°	9.362	30°	30.095		

This quantity is wholly dependent on the temperature of the air, being represented by the tension of the vapour of water at that temperature. Thus the weight of aqueous vapour which can be taken up by 1 cubic meter of air at 10°, at which temperature the tension of its vapour is 9.163 mm., is obtained as follows:—1 cubic meter of aqueous vapour at 0° and 760 mm. weighs 804.75 grams. Hence one cubic meter of air needs for saturation the following quantity of aqueous vapour :—

$$\frac{804.75 \times 273 \times 9.163}{283 \times 760} = 9.362 \text{ grm.}$$

When the temperature of saturated air is lowered, the aqueous vapour is precipitated in the form of rain, snow, or hail, according to the temperature of the air during, or after, the deposition. If one cubic mile of air saturated with water at 35° be cooled to 0°, it will deposit upwards of 140,000 tons of water as rain, for one cubic meter of air at 35° is saturated when it contains 39.25 grams of aqueous vapour, whereas at 0° it can hold only

4.87 grams in the state of vapour. It seldom happens that the air is completely saturated with moisture, and as seldom that the amount of moisture sinks below $\frac{1}{10}$ of the saturating quantity. Even over the sea the air is never completely saturated with moisture. Large amounts of watery vapour are, however, driven by the winds into the interior of the continents, and more in summer than in winter, when the land is colder than the sea, and when, therefore, the aqueous vapour is more easily condensed, and when it does not so readily penetrate for great distances. The following mean tensions of aqueous vapour in the air at different places exhibit this fact clearly :—

	Mean Tension of Aqueous Vapour in mm.		
	Mean yearly.	January.	July.
London	8.6	5.5	12.2
Utrecht	7.6	4.8	10.2
Halle	7.5	4.5	11.6
Berlin	7.3	4.3	11.1
Warsaw	6.9	3.4	11.7
St. Petersburg	5.7	2.7	10.5
Kasan	5.0	1.5	9.8
Barnaul	4.8	1.4	11.3
Urtshusk	4.0	0.4	11.3

In order to determine the amount of moisture in the air, we may employ either a chemical or a physical method. According to the first, a known volume of air is drawn over weighed tubes containing hygroscopic substances, the increase in weight of these tubes giving the weight of the aqueous vapour. Thus 43.2 liters of London air at 8° and 772.5 mm.: when passed through drying tubes, deposited 0.241 grm. of water.

In the second method *Hygrometers* are employed; of these Regnault's dew-point hygrometer is the best.¹ For the physical determinations of atmospheric moisture, works on Hygrometry must be consulted.

267 *Ammonia* is another important constituent of the air, originating in the decomposition of nitrogenous organic matter. The relative proportion in which this substance is contained in the atmosphere is extremely small, and probably very varying,

¹ *Ann. Chem. Phys.* [3] xv. 129.

inasmuch as it is not present as free ammonia, but combined with atmospheric carbon dioxide and other acids, and these ammoniacal salts are washed down by the rain or absorbed by the earth. This constituent plays an important part in vegetation, for it is from it alone that unmanured crops derive the nitrogen which they require for the formation of seed and other portions of their structure, it having been shown by Lawes, Gilbert, and Pugh,¹ as well as by Schlösing and A. Meyer, that plants growing in an atmosphere and in a soil free from ammonia or other forms of combined nitrogen do not contain more nitrogen than the seeds from which they grew.

It has already been stated that ozone is almost always contained in the atmosphere. Its amount is, of course, but small, owing to its powerful action as an oxidizing agent. Its presence, however, in the atmosphere explains the occurrence of hydrogen dioxide and of the nitrate and nitrite of ammonium which have been found in snow and rain. Carius has proved² that the white fumes given off when ozone and ammonia are brought together are due to the formation of these compounds, as the following equation shows:—



The rain which falls during thunderstorms is found to contain more nitrite and nitrate than ordinary rain, whence we are led to conclude that electric discharges also effect this combination. According to the experiments of Goppelsröder,³ the rain water collected at Basel contained the following amounts of ammonia in parts per million:—

1871.	Minimum.	Maximum.
January	4.6	7.8
February	3.2	6.5
March	3.8	18.2
April	3.2	6.8
May	3.2	14.8
June	3.2	9.1

According to the experiments of Angus Smith,⁴ one kilogram of air contains the following amount of ammonia:—

¹ *Chem Soc Journ.* xvi, 100.

² *Ber. Deutsch. Chem. Ges.* viii, 1481.

³ *Journ. Pr. Chem.* [2] iv, 139 and 383.

⁴ *On Air and Rain*, 438.

Innellan (Frith of Clyde) . . .	0·04
London	0·05
Glasgow	0·06
Manchester	0·10
Near a midden	0·26

The following observations have been made by Bechi¹ on the amount of ammonia and nitric acid contained in the rain water falling in Florence and at Vallambrosa in the Apennines 957 meters above the sea-level for one square hectometer of surface

	Florence.			Vallambrosa.
	1870.	1871.	1872. ¹	
Rain in cubic meters . . .	9284	10789	12909	20278
Ammonia in grams . . .	13236	10572	12917	10433
Nitric acid in grams. . .	15728	9153	13057	11726

268 *Atmospheric Organic Matter.*—The atmosphere also, of course, contains gases arising from the decomposition of putrefactive organic substances. These gases do not remain in the air any length of time, but undergo pretty rapid oxidation. The particles of dust which we see dancing in the air as motes in the sunbeam are partly organic and partly inorganic. Bechi found that a thousand liters of rain water which fell in November 1870 in a garden in Florence contained 4·123 grams of total solid residue, of which one half consisted of organic bodies and ammoniacal salts and one quarter of gypsum and common salt. Amongst the organic substances the germs of plants and animals always occur, as has been proved by the classical labours of Pasteur.² These bodies are the propagators of fermentation and putrefaction, and air which has been freed from these particles either by filtration through asbestos or cotton-wool, or by ignition (Pasteur), or by subsidence (Tyndall), may be left in contact for any length of time with liquids such as urine, milk, or the juice of meat, without these organic liquids undergoing the slightest change. Air which has thus been filtered is termed by Tyndall optically pure. When a ray of light is allowed to pass through air thus freed from solid particles no reflection is noticed, and the space appears perfectly empty, the motes which in ordinary air reflect the light being absent.

¹ *Deutsch Chem. Ges. Ber.* viii. 1203.

² *Ann. Chim. Phys.* [3] lxiv. 5.

The organic nitrogen contained in the air, probably chiefly contained in such germinal bodies, has been quantitatively determined by Angus Smith¹ in the form of ammonia. He obtained the following results:—

	1 kilogram of air contains of ammonia Grams.
Innellan (Frith of Clyde)	0·11
London	0·12
Glasgow	0·24
Manchester	0·20
Near a midden	0·31

The volatile organic products arising from putrefaction which are always present in the air, appear to exist in larger quantities in marshy districts than elsewhere, and in all probability they are the cause of the unhealthiness of such situations. The unpleasant odour invariably noticed on entering from the fresh air into a closed inhabited space is also due to the presence of the same organic putrescent bodies, whilst the oppressive feelings which frequently accompany a continued habitation of such spaces do not proceed from a diminished supply of oxygen, or an increase in the atmospheric carbonic acid, but are to be ascribed to the influence of these organic emanations. Hence the subject of *ventilation* is one of the greatest consequence to well-being as well as to comfort, and it is necessary to provide for a continual renewal of the deteriorated air. Fortunately this renewal takes place to a considerable extent in a room, even when doors and windows are shut, by what may be called the natural means of ventilation, by the chimney, by cracks and crevices in doors and windows, and especially through the walls. Almost instinctively man appears to have chosen porous building materials, thus permitting, by gaseous diffusion, an exchange of fresh for deteriorated air. The well-known unhealthiness of new and damp houses, as well as of those built of iron, is to a great extent to be attributed to the fact that the walls do not permit a free diffusion to go on.

269 This fact, that gases readily pass through an ordinary dry brick- or sandstone-wall, is clearly shown by the following experiment proposed by Pettenkofer. (A) Fig. 146 is a piece of wall built of ordinary brick or sandstone 82 centimeters in

¹ *Air and Rain*, 493.

height, 40 cm. broad, and 13 cm. thick. On each side of the wall two rectangular plates of iron (C) are fixed; and the whole of the outside of the wall is then covered over with a coating of tar, and thus made air-tight. A tube (*c c'*) is soldered into a hole in the centre of each iron plate. If a candle-flame be held in front of the opening of the tube at one side of the wall, and a puff of air be blown from the lungs through the open end of the tube at the other side of the wall, the candle will at once be blown out; whilst if the one tube be connected by a caoutchouc tube to a gas jet, and the coal gas be allowed to pass through the tube, a flame




FIG. 146.

of gas can, in a few seconds, be lighted at the open end of the opposite tube. If the bricks or stones of the experimental wall be well wetted, it will be found very difficult to blow out the candle as described.

PHOSPHORUS. $P = 30.96$, Vapour Density = 61.92 .¹

270 A considerable amount of uncertainty surrounds the discovery of phosphorus, inasmuch as several chemists have claimed the first preparation of this body, while each has contradicted the other in a variety of ways. It seems, however, tolerably certain that phosphorus was first prepared by the alchemist Brand, of Hamburg, who obtained it from urine in a process which had

¹ The volume occupied by the atom of phosphorus weighing 30.96 is only half as large as that occupied by each of the preceding gaseous elements.

been previously made use of for the purpose of preparing a liquid supposed to have the power of turning silver into gold. By a secret process, Brand succeeded in preparing phosphorus from this liquid, and he is said to have sold the secret of the manufacture to Krafft, from whom it appears that Kunkel learnt what he knew, and published in the year 1678 a pamphlet on this remarkable product.¹

In these early days phosphorus was a very costly body, being valued as one of the most remarkable and interesting of chemical substances. Krafft exhibited it as one of the wonders of nature to various crowned heads, amongst others, in the year 1677, to King Charles II. of England. Robert Boyle became acquainted with its existence without, as he tells us, having been informed by Krafft of the mode of preparation except so far as that it was obtained from an animal source, and he succeeded in the year 1680 in the preparation of phosphorus, as Kunkel and Brand had done before him, by strongly heating a mixture of evaporated syrupy urine and white sand in an earthenware retort.² The difficulty of thus preparing phosphorus was considerable, and so many chemists failed in the attempt, that the price, as late as the year 1730, was extremely high, ranging from ten to sixteen ducats the ounce. Gahn, in 1769, discovered the existence of calcium phosphate in bones, but it was not until this fact was published by Scheele in 1771 that phosphorus was obtained from bone-ash, which has from that time invariably served for its preparation.

The name phosphorus ($\phi\acute{o}\varsigma$, light, and $\phi\acute{\epsilon}\rho\omega$, I bear) was originally used to designate any substance which was capable of becoming luminous in the dark. The first chemical substance in which this property was noticed was termed *Bonnonian phosphorus* (see barium sulphide). In order to distinguish true phosphorus from this body, the name of *phosphorus mirabilis*, or *phosphorus igneus*, was given to it. In the eighteenth century it was usually termed Brand's, Kunkel's, or Boyle's phosphorus, or sometimes English phosphorus, because it was then prepared in London by Hankwitz in quantity according to Boyle's receipt.

Up to the time of Lavoisier, phosphorus was considered to be

¹ "Öffentliche Zuschrift vom Phosphor Mirabile und dessen leuchtenden Wunderpilulen."

² Boyle, *Phil. Trans.*, 1693:—"A Paper of the Hon. Robert Boyle, deposited with the Secretary of the Royal Society on the 14th of October, 1680, and opened since his death."

a compound of phlogiston with a peculiar acid ; but in 1772 the great French chemist showed that the acid body formed by the combustion of phosphorus, weighed more than the phosphorus itself, augmentation in weight being due to a combination with the constituent of the air.¹ In a memoir communicated to the Academy in 1780, he represented phosphoric acid as a compound of phosphorus and oxygen, and investigated its salts.

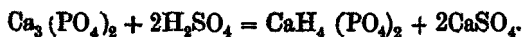
271 Phosphorus, being a very easily oxidizable body, does not, of course, exist in the free state in nature. It is, however, very widely distributed, especially in combination with oxygen and calcium, as calcium phosphate. The most important minerals containing phosphorus are, estramadurite or phosphorite $\text{Ca}_3(\text{PO}_4)_2$; apatite $3\text{Ca}_3(\text{PO}_4)_2 + \text{CaCl}_2$; wavellite $2\text{Al}_2(\text{PO}_4)_2 + \text{Al}_2(\text{OH})_6 + 9\text{H}_2\text{O}$; vivianite $\text{Fe}_3(\text{PO}_4)_2 + 8\text{H}_2\text{O}$. Calcium phosphate also forms the chief constituent of coprolites, and occurs in small quantity throughout the granitic and volcanic rocks, whence it passes into the sedimentary strata, and thus finds its way into the soil.

The original observation of Gahn, that phosphorus forms an essential constituent of the animal body, might, it may be thought, have led to the conclusion that this element is very widely distributed. It was, however, reserved for a later time to show that almost all substances found on the earth's crust contain phosphorus, that it is always present in sea-water, and in all river as well as in almost every spring-water. All fruitful soils contain phosphorus, and no plants will grow on a soil destitute of it, as it is required to build up certain essential parts of the vegetable structure, especially the fruit and seeds. From the plant the phosphorus passes into the animal body, where it is found in the juices of the tissues, but especially in the bones of vertebrate animals, the ashes of which consist almost entirely of calcium phosphate. Phosphorus is likewise connected with the higher vital functions of the animals, the substance of the brain, as well as nervous matter in general, always containing it. When the animal tissues, whether muscular or nervous, are worn out, they are replaced by fresh material, and the phosphorus in them is excreted in the urine chiefly as sodium ammonium phosphate or microcosmic salt, $\text{Na}(\text{NH}_4)\text{HPO}_4 + 4\text{H}_2\text{O}$. Phosphorus is likewise found in small quantity in meteoric stones, a fact which indicates its wide cosmical distribution.

¹ *Opuscules Physiques et Chimiques*, 1774.

272 Preparation.—The preparation of phosphorus from bones was first described by Scheele in 1775. He warmed bone-ash for many days with dilute nitric acid, precipitated the lime with sulphuric acid, evaporated the liquid from which the gypsum had separated out to a thick syrup, and distilled the residue with charcoal.¹ This process was afterwards simplified by Nicolas and Pelletier,² inasmuch as they treated the bone-ash at once with sulphuric acid. The yield of phosphorus by this process was, however, but small, until Fourcroy and Vanquelin³ determined the exact proportion of sulphuric acid required for the complete decomposition of the bone-ash, thus preparing the way for the economical production of the element.

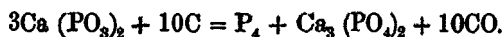
In order to obtain calcium phosphate from bones, the bones were formerly burnt in ovens. At present, however, the organic material contained in them is made of use in several ways. Thus the bones are either boiled with water, or treated with superheated steam, to extract the gelatine which they contain, or they are distilled in iron retorts to obtain the ammonia and other volatile matters which they yield. In the latter case the bone-black or animal charcoal, which consists of a mixture of charcoal and calcium phosphate, is left behind. This bone-black is largely used by sugar refiners for clarifying the syrup, and it is only when it has become useless for this purpose that it is completely burnt in an open fire, and obtained in the form of bone-ash. In order to prepare phosphorus, the bone-ash is first mixed with so much dilute sulphuric acid as to form the acid phosphate :—



The solution of this soluble acid phosphate is next poured off from the precipitated gypsum, and evaporated to dryness, after which, the solid residue being heated to redness, water is given off and calcium metaphosphate formed :—



This salt is then carefully mixed with charcoal, and heated to bright redness in earthenware retorts shown in Fig. 147, when the following change takes place :—

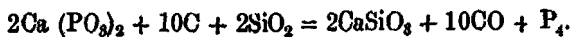


¹ *Gazette Salulaire de Bouillon*, 1775.

² *Journ. Phys.* xi 23.

³ *Journ. Pharm.* i. 9.

Thus only two-thirds of the phosphorus contained in the metaphosphate are reduced, one-third remaining as tricalcium phosphate. If sand be added to the mixture, the whole of the phosphorus is driven off, calcium silicate being formed; thus:—



The mixture of the vapour of phosphorus and carbonic oxide




FIG. 147.

escapes through a bent earthenware pipe (*a*), Fig. 147, which dips under the surface of water contained in the vessel (*b*), whereby the phosphorus vapour is condensed.

A large proportion of the phosphorus made in England is prepared from sombreroite, an impure calcium phosphate found on the Island of Sombrero in the West Indies. It appears that almost the whole of the phosphorus made in the world is

manufactured in two works—namely, that of Messrs. Albright and Wilson, at Oldbury, near Birmingham, and that of MM. Cognet et Fils, in Lyons.¹ The manufacture of phosphorus is somewhat dangerous, on account of the easy inflammability of the product, and it is also difficult, inasmuch as the distillation requires forty-eight hours for its completion, and necessitates, during the whole of this time, constant watching. The crude phosphorus always contains small particles of carbon mechanically carried over. To get rid of this and other impurities, the phosphorus is either melted under water, and pressed through chamois leather, or, more frequently, the crude melted material is mixed with sulphuric acid and bichromate of potash, three-and-half parts of each being used for every 100 parts of phosphorus. This oxidizing mixture acts upon the impurities, which rise as a scum to the surface of the liquid, whilst the pure phosphorus remains clear and colourless at the bottom. It was formerly cast into sticks by the workmen sucking the melted phosphorus up with the mouth into glass tubes. Instead of this dangerous operation an apparatus is now employed by which the phosphorus is cast in brass or copper tubes by a continuous process, proposed by Seubert.² The apparatus consists of a copper vessel, in which the phosphorus is melted under water; from this the molten phosphorus is allowed to flow into a tube consisting of glass or copper. One-half of this tube is surrounded by hot and the other by cold water, the phosphorus being thus obtained in the form of solid sticks, and cut under water into pieces of a convenient length.

The quantity of phosphorus manufactured in the year 1874 amounted to 250 tons, the greater portion of which is used for the manufacture of lucifer matches, a certain amount being employed as a vermin poison, and a small quantity being used in chemical laboratories.

The distillation of phosphorus can easily be shown in the lecture-room, by placing some pieces of dry phosphorus in a small tubulated retort to which a tubulated receiver containing water, which communicates with the air by means of a tube one meter in length dipping under mercury, is attached. A current of carbon dioxide gas is passed through the tubulus of the retort so as to drive out the air. As

¹ Hofmann's *Report on the Vienna Exhibition*.

² *Ann. Chem. Pharm.* xlix. 346.

soon as all the air has been removed the phosphorus can be heated and is seen to boil, the colourless vapour condensing in transparent yellow drops on the neck of the retort and in the receiver. The barometer-tube prevents the entrance of atmospheric oxygen.

273 Properties.—Like sulphur and other elements, phosphorus exists in different allotropic modifications.

Common colourless or octohedral phosphorus is, when freshly prepared and kept in the dark, a slightly yellow or almost colourless body, which, when slowly solidified, is perfectly transparent, but when quickly cooled is translucent, and of a wax-like character. At low temperatures phosphorus is brittle, but at 15° it becomes soft like wax, so that it may be easily cut with a knife. The mass of the substance has, however, a crystalline structure. This may be seen by leaving the solid for some time in contact with dilute nitric acid, when the surface becomes distinctly crystalline. According to v. Schrötter its specific gravity at 10° is 1.83, and it melts at $44^{\circ}3$, forming a colourless or slightly yellow strongly refracting liquid, having a specific gravity of 1.764. Melted phosphorus, under certain circumstances, remains liquid for a long time at temperatures much below its melting point. This is especially the case when it is allowed to cool slowly under a layer of an alkaline liquid, or when the solution in carbon disulphide is slowly evaporated under water. Neither solid nor melted phosphorus conducts electricity (Faraday).

When heated in an atmosphere free from oxygen to a temperature of 290° , phosphorus boils, yielding a colourless vapour which, according to the experiments of Mitscherlich, has a specific gravity of 4.58 at 515° , and of 4.50 at 1040° according to those of Deville and Troost (Air = 1.0). Hence the molecular weight of phosphorus is calculated to be 123.84, or the molecule consists of four atoms.

Phosphorus also evaporates at temperatures below its boiling point. If a small piece of phosphorus be placed in the Torricellian vacuum, it gradually sublimes and deposits again in the form of bright colourless crystals. Large crystals of phosphorus are obtained by placing phosphorus in a flask filled with carbon dioxide, then hermetically sealing it and allowing the bottom of the flask to be heated on a water-bath for some days to 40° ; or in another way by keeping phosphorus in vacuous tubes in the dark for some time, when it sublimes and crystallizes on the

side of the tube in colourless transparent brightly shining crystals (Hermann and Maskelyne).

Phosphorus is nearly insoluble in water and slightly soluble in ether, oil of turpentine, and the essential oils. It is readily soluble in chloride of sulphur, phosphorus trichloride, sulphide of phosphorus, and carbon disulphide, of which one part by weight will dissolve from seventeen to eighteen parts of phosphorus. From solution in carbon disulphide, phosphorus can easily be obtained in the crystalline state, usually in the form of rhombic dodecahedra. The same crystals are obtained, according to Mitscherlich, by heating under water a mixture of one part of sulphur with two parts of phosphorus. In this case a compound of phosphorus and sulphur is formed which dissolves the excess of phosphorus, but this crystallises out on cooling. In order to obtain phosphorus in the state of fine powder, the melted substance is well shaken with cold water containing a little urea, the small drops thus formed congealing into solid particles.

Phosphorus is an extremely inflammable substance, and is always kept under water. In presence of air and light it becomes covered under water with a white crust, which gradually falls off, whilst the phosphorus becomes darker coloured. The crust is common phosphorus, which falls off from an unequal oxidation of the mass, and on melting it under water it assumes the ordinary appearance of the element.

Phosphorus appears luminous in the dark, when in contact with moist air, and it evolves fumes possessing a strong garlic-like smell. These fumes are poisonous, producing phosphorus-necrosis, a disease in which the bones of the jaw are destroyed, and one by which scrofulous subjects are the most easily affected. The luminosity of phosphorus in the air depends upon its slow oxidation, with formation of phosphorous acid. In this act of combination so much heat is evolved, that if a large piece of phosphorus be allowed to lie exposed to the air it at last melts and then takes fire. The luminosity and oxidation of phosphorus is best seen by pouring a few drops of the solution of this body in carbon disulphide on to a piece of filter paper and allowing the solution to evaporate. In the dark the paper soon begins to exhibit a bright phosphorescence, and after a short time the phosphorus takes fire and burns. It was formerly believed that phosphorus becomes luminous in gases upon which it can exert no chemical action, such as hydrogen or nitrogen. This is, however, not so, the luminosity which has been observed in these cases being due

to the presence of traces of oxygen. From these facts it would naturally be inferred that phosphorus must be more luminous in pure oxygen than in air. Singularly enough, this is not the case.¹ At temperatures below 20° phosphorus is not luminous




FIG. 148.

in pure oxygen, indeed it may be preserved for many weeks in this gas without undergoing the slightest oxidation.² If, however, the gas be diluted by admixture with another

¹ *Quart. Journ. Science*, 1829, ii. 83.

² W. Müller, *Ber. Deutsch. Chem. Ges.* iii. 84.

indifferent gas, or if it be rarefied, the phosphorescence is at once observed (Graham). The phenomenon can be very beautifully shown by placing a stick of phosphorus in a long tube (*a*, Fig. 148), closed at one end and open at the other, and partly filled with mercury, into which some pure oxygen is brought. The open end of the tube is connected by a caoutchouc tube with the vessel (*b*) containing mercury, so that, by raising or lowering the vessel the pressure on the gas can be regulated. If the pressure be so arranged that it does not amount to more than one-fifth of an atmosphere, the phosphorus will be seen to be brightly luminous in the dark. If the pressure be then gradually increased, the light will become less and less distinct, until, when the level of the mercury is the same in both vessels, the luminosity has entirely ceased. The phosphorescence can, however, at once be brought back again by lessening the pressure. The luminosity of phosphorus is also stopped when certain gases, such as sulphuretted hydrogen, or the vapours of certain compounds, such as ether or turpentine, are present even in minute quantities.

274 *Detection of Phosphorus.*—The water in which phosphorus has been kept is also luminous in the dark, as phosphorus is soluble, though only very slightly so, in water. When phosphorus is boiled with water, it is partially volatilized, issuing in the state of vapour together with steam. This property of phosphorus is made use of for its detection in cases of phosphorus poisoning. The apparatus which is used for this purpose is shown in Fig. 149. The contents of the stomach supposed to contain the poison are diluted with water and placed in the flask *A*. This flask is connected by the tube *b*, with a condensing tube *cco*, surrounded by cold water. As soon as the liquid contained in the flask is heated to boiling, some of the phosphorus, if present, is volatilized together with steam, and if the whole of the apparatus be placed in the dark, a distinct luminosity, usually in the form of a ring, is observed at the point where the steam is condensed. If the quantity of phosphorus is not too small, some of it is found in the receiver in the form of small solid globules (Mitscherlich).

When phosphorus is heated slightly above its melting-point, it takes fire and burns with a brightly luminous flame and with evolution of dense white fumes of phosphorus pentoxide P_2O_5 . The greatest precautions are necessary in working with phosphorus on account of its highly inflammable character. It must

always be cut, as well as kept, under water, and must not be rubbed either in contact with the skin, or when it is being dried with blotting paper, as burning phosphorus produces deep wounds, which heal only with great difficulty.

Phosphorus combines directly with the elements of the chlorine




FIG. 149.

and sulphur groups of elements, but not directly with hydrogen. If it is heated with aqueous vapour to a temperature of 250° , the water is decomposed with formation of phosphorous acid and phosphuretted hydrogen. It also combines with most of the metals at a high temperature, and on account of its easy oxidizability, it acts as a powerful reducing agent, depositing

certain metals, such as gold, silver, and copper, when it is brought into a solution of the salts of the metals. This reaction may also be made use of for the purpose of detecting free phosphorus. Thus, if the material under examination be boiled with water, and the escaping vapour allowed to come in contact with a piece of paper which has been wetted with a solution of nitrate of silver, any phosphorus present will cause a black stain of metallic silver to appear on the paper. No reduction, however, takes place of a lead salt under similar circumstances, whilst if the black stain be due to the presence of sulphuretted hydrogen, the lead as well as the silver paper will become stained.

275 Actions of Phosphorus as a Poison.—Ordinary phosphorus is a powerfully poisonous substance capable of inducing death in a few hours, or, when given in small doses, of producing a remarkable train of poisonous symptoms lasting for many days, or even for weeks. Red or amorphous phosphorus appears, on the other hand, to be without action on the animal economy.

Although cases occur in which the administration of phosphorus is followed by death in a few hours, more commonly some days elapse between the date of administration and death.

In the more common cases of phosphorus poisoning, some time after the poison has been taken there supervenes pain in the stomach, with vomiting of garlic-smelling substances, and not unfrequently diarrhœa; all these symptoms of *gastro-intestinal* irritation may be, and often are, absent. Whether they are present or absent the patient soon becomes very weak, a febrile condition ensues, and the skin assumes a jaundiced hue. Hæmorrhages may occur, and, towards the end, convulsions or coma usually make their appearance.

The appearances observed in the bodies of animals and men poisoned with phosphorus are very interesting and indicate that this substance produces a powerful effect upon the nutrition of the body. Minute extravasations of blood are frequently seen in the lining membrane of the stomach and intestines, and not unfrequently small ulcers occur in those organs. The common and remarkable appearances are fatty degeneration of the liver, kidneys, heart, and voluntary muscles. It is to be remarked that the same changes are observed, although in a less marked degree, after chronic poisoning by arsenic, antimony, and vanadium. These fatty degenerations probably

indicate that phosphorus and the allied poisons exert an influence whereby the oxidation changes, which have their seat in the animal tissues, are more or less slowed or arrested (Gamgee).

Death has in man followed the administration of doses of phosphorus not exceeding a decigram.

276 Red or Amorphous Phosphorus.—This peculiar modification of phosphorus was discovered by v. Schrötter in 1845.¹ Other chemists had indeed previously noticed the existence of this substance, but its nature had been misunderstood. It is obtained by the action of light and heat on ordinary phosphorus. This change occurs with tolerable rapidity when the yellow phosphorus is heated from 240° to 250°. Above the temperature of 260° red phosphorus begins to undergo the opposite change, white phosphorus being formed. Hence the passage from one allotropic modification to another is more readily shown in the case of phosphorus than in that of any other element. For this purpose all that is needed is a glass tube containing three bulbs (Fig. 150), and having the open end bent at right angles and dipping under mercury. In the last of these three bulbs is placed a piece of phosphorus. The phosphorus is then heated, the whole of the oxygen contained in the apparatus is very soon absorbed, and the remainder of the phosphorus is distilled from the last into the middle bulb. By gently heating this, it is transformed into the red modification, which by a further application of heat, is reformed into the ordinary modification, which distils into the third bulb. This experiment should be made on a leaden table or on a surface covered with a coating of sand, in case the bulbs should burst.

Red phosphorus is also formed when ordinary phosphorus is heated in closed vessels to 300°, or about 10° above the boiling point. In this case the change takes place in a few minutes. The conversion of ordinary into amorphous phosphorus can also be brought about by certain chemical actions. E. Kopp² found, in 1845, that by the action of iodine on phosphorus a red body is formed, which on heating yields the ordinary modification of phosphorus, and B. C. Brodie³ has shown that only a trace of iodine is needed to bring about the change from the yellow to the red modification, and that when common phosphorus is heated with a trace of iodine to 200°,

¹ *Fogg. Ann.* lxxxi. 276.

² *Compt. Rend.* xviii 871.

³ *Chem. Soc. Journ.* v. 239.

a very violent reaction takes place and the red modification is formed.

Red phosphorus is a compact solid substance, which has a dark reddish-brown colour, and generally possesses a metallic iron-grey lustre. It has a specific gravity of 2.106, exhibits a conchoidal fracture, and yields a reddish-brown coloured powder closely resembling finely divided oxide of iron. Its




FIG. 150.

hardness lies between that of calc-spar and that of fluor-spar. It is a tasteless and odourless body, insoluble in all those solvents which dissolve common phosphorus, and when it is perfectly free from the ordinary modification it is not poisonous. When introduced in some quantity into the animal economy, the whole of it is excreted, so that it is capable of withstanding the strong oxidizing actions of the animal system. This substance can be exposed to the air for years without undergoing any alteration. Friction does not bring about its oxidation, and to take fire it must be heated to a temperature of 240° . The ordinary phosphorus takes fire spontaneously when brought into

chlorine gas, but the red phosphorus requires heating before ignition takes place. Similar differences between the two modifications present themselves in a large number of other chemical reactions, and the red modification conducts electricity, although but feebly, whilst the yellow does not do so at all.

The mode of manufacturing red phosphorus is simple. White phosphorus is placed in an iron vessel and heated to a temperature of 240°. This vessel is closed by means of a cover, through which passes a long narrow pipe open at both ends, so that the air has limited access to the phosphorus contained in the vessel. Thus all danger of explosion is avoided, and the air in the narrow tube undergoing but little change, only a little of the phosphorus takes fire as soon as the oxygen has been withdrawn from it by the combustion of the first portion of the phosphorus. The red phosphorus thus prepared is ground under water, and freed from common phosphorus by boiling with a solution of caustic soda, washing and drying. The commercial amorphous phosphorus, when in large compact masses, almost always contains a small quantity of enclosed yellow phosphorus, and not unfrequently takes fire when it is rubbed or broken. In consequence it is usually packed in vessels containing water, whilst the ground substance, as above described, may be sent in the dry state in tin boxes. All the commercial amorphous phosphorus, however, contains traces of the white modification, and this undergoes oxidation in the air, so that the mass always has an acid reaction, owing to the formation of phosphorous and phosphoric acids. It frequently also contains traces of graphite, originating from the iron pots in which it is heated.

277 *Metallic or Rhombohedral Phosphorus.*—When phosphorus is heated in sealed tubes in contact with metallic lead for ten hours at a temperature approaching a red heat, a third modification of phosphorus is formed. On cooling, the whole mass of lead is found to be permeated with small crystals, which have been formed by the phosphorus dissolving in the melted lead at a high temperature and by its crystallizing out on cooling.¹ In order to separate these crystals from the metallic lead, the mass is placed in dilute nitric acid, when the lead is dissolved. The crystals of phosphorus are still further purified by subsequent boiling in strong hydrochloric acid. Metallic phosphorus is a brightly lustrous dark crystalline mass, which

¹ Hittorf, *Pogg. Ann.* cxxvi. 193.

in thin plates possesses a red colour and consists of microscopic rhombohedra. Its specific gravity at $15^{\circ}5$ is 2.34; it appears to conduct electricity better than the amorphous variety, and it requires to be heated to a temperature of 358° before it is converted into ordinary phosphorus. This variety is also formed when amorphous phosphorus is heated under pressure to a temperature of 580° (Troost and Hautefeuille).

According to Thénard a fourth modification of phosphorus exists. This substance has a black colour, and is obtained when melted phosphorus is quickly cooled. Recent observations have, however, shown that this black phosphorus is only formed when foreign bodies, especially mercury or other metals, are present, these bodies uniting with phosphorus to form a black metallic phosphide.

When hydrogen is passed over phosphorus, or when phosphates, hypophosphites, or phosphites, or the corresponding acids, are brought into a vessel in which hydrogen is being evolved, the hydrogen is seen to burn with an emerald green flame; and if the quantity of phosphorus be not too small, a white porcelain plate held in the flame is stained with a red deposit.¹ This reaction does not occur in the presence of alcohol, ether, or animal matter.² The spectrum of the phosphorized hydrogen flame exhibits three bright green lines, of which one is almost coincident with one of the lines of the barium spectrum, the third being not quite so bright, and lying between the two bright ones and the sodium line.³

Phosphorus is frequently used in the laboratory. It is largely employed in the manufacture of the iodides of methyl- and ethyl, bodies much used in the preparation of certain aniline colours. The main purpose for which phosphorus is employed in the arts is, however, the manufacture of lucifer matches, for which purpose no less than 1,000 tons are employed every year.

278 Lucifer Matches.—The application of this substance to the artificial production of heat and light is only of recent date. The oldest mode of artificially obtaining fire is that, still made use of by certain rude tribes, of rubbing together a piece of hard wood and a piece of soft wood, turning the former quickly on the latter until it takes fire. At a later time it was found that, when a piece of iron pyrites was struck with a mass of

¹ Dusart, *Compt. Rend.* xliii. 1126.

² Blondlot, *Compt. Rend.* lii. 1197.

³ Christie and Beilstein, *Ann. Chem. Phys.* [4] iii. 280.

iron, sparks flew off, by means of which, dry inflammable materials, such as tinder, might be ignited. In place of iron pyrites flint was next used, and the iron replaced by a rough piece of steel. The tinder employed was made either of charred linen, or of shavings of wood which had been dipped into melted sulphur. Up to the year 1829 this was the usual method employed for striking a light. The first lucifer matches consisted of pieces of wood, the ends of which had been dipped into sulphur, and which were coated in addition with a mixture of sugar and chlorate of potash. In order to bring about the ignition of these matches, they were dipped into a bottle containing asbestos moistened with fuming sulphuric acid. Friction matches were invented in the year 1832, the material composing the inflammable mixture consisting of two parts of sulphide of antimony and one part of chlorate of potash, mixed together to a paste with gum and water. The matches, which had been previously coated with sulphur, were then dipped into this mixture and dried. In order to ignite them, these matches were drawn through two layers of sand-paper, held between the thumb and first finger. The antimony sulphide was soon replaced by phosphorus, and the first matches which were made in this way were sold in boxes containing from 50 to 60 for twopence. Chlorate of potash is now supplanted by nitre, especially in the case of the Continental makers, inasmuch as the latter substance is less liable to give rise to an explosive ignition. A further improvement consisted in the replacement of sulphur and its disagreeable smell by wax or paraffin.

The discovery of amorphous phosphorus naturally led to the idea of the employment of this substance in the manufacture of lucifer matches, and this improvement was especially valuable, as, in spite of all care, the phosphorus disease made its appearance in match manufactories, where ordinary phosphorus was employed. The substitution of the red phosphorus for the white modification rendered its recurrence impossible.

Many difficulties had to be overcome in the employment of this new substance, and it was only after some time that the following mixture applied to the head of the matches was found to serve the required purpose:

Potassium Chlorate	32
Potassium Bichromate	12
Red Lead , :	32
Sulphide of Antimony	24

This mixture contains no phosphorus, and, as a rule, it will only ignite on a surface strewed with a mixture of amorphous phosphorus and sulphide of antimony. If, however, these so-called safety matches be quickly rubbed over a surface of glass or a smooth sheet of paper they can be made to take fire.

PHOSPHORUS AND HYDROGEN.

279 Three compounds of phosphorus and hydrogen are known—

1. Gaseous Hydrogen Phosphide PH_3 .
2. Liquid " " P_2H_4 .
3. Solid " " P_4H_2 .

GASEOUS HYDROGEN PHOSPHIDE OR PHOSPHINE, $\text{PH}_3 = 33.96$.
DENSITY = 16.98.

By heating together phosphorus and caustic potash Gengembre in 1783¹ obtained a gas which was spontaneously inflammable. Some years later Davy² and Pelletier³ prepared a very similar gas by heating phosphorous acid. This gas differed, however, from the former, inasmuch as, although very easily inflammable, it did not take fire spontaneously on coming in contact with the air. Both compounds were at that time recognized to be compounds of hydrogen and phosphorus. The true explanation of the difference between these two gases was given by Paul Thénard.⁴ He showed that the spontaneous inflammation of the one gas was due to the presence in it of small traces of the vapour of a liquid hydride of phosphorus.

280 *Preparation.*—(1) In order to prepare spontaneously inflammable phosphuretted hydrogen, as the gas has been called, phosphorus is heated with milk of lime or with a solution of

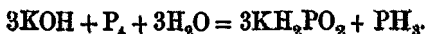
¹ *Croll. Ann.* i. 450.

² *Croll. Ann.*, 1796, ii. 148.

³ *Phil. Trans.*, 1809, l. 67.

⁴ *Ann. Chim. Phys.*, 3^{te} série, xiv. 5.

caustic potash. The spontaneously inflammable gas is evolved, and calcium or potassium hypophosphite left behind ; thus :—



(2) The same substance is also readily formed when phosphide of calcium is thrown into water. Each bubble of the gas ignites, on coming to the surface of the water, with a sharp explosion, burning with a bright white flame, and a ring-like cloud of phosphorus pentoxide is formed, which on ascending shows the remarkable vortex motions. In order to exhibit this phenomenon,

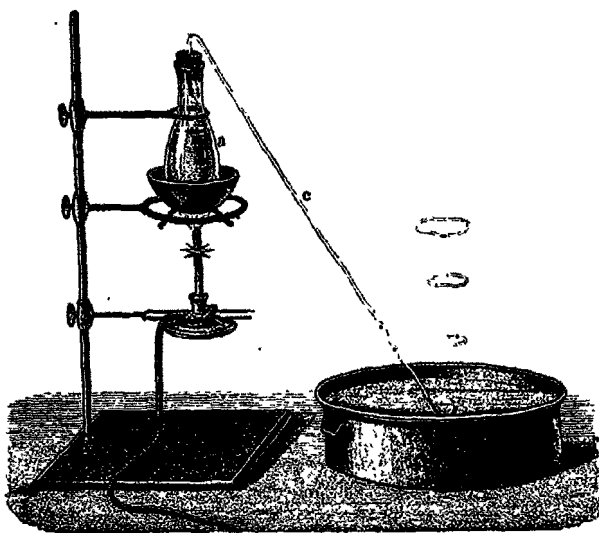


FIG. 151.

a small flask (*a*, Fig. 151) is three-quarters filled with strong potash solution, a few pieces of phosphorus are thrown in, and the whole is gently warmed. As soon as small flames are seen at the mouth of the flask, a gas delivery-tube (*c*) is fixed in with cork, the lower end dipping under water.

When the spontaneously inflammable phosphuretted hydrogen is exposed to the light, or when it is passed through a freezing mixture, or left in contact with carbon or potassium, it loses its power of spontaneous inflammability, inasmuch as the liquid hydride contained in it is either decomposed or condensed.

(3) The non-spontaneously inflammable phosphuretted hydrogen is obtained by warming phosphorus with an alcoholic solution of potash, or by decomposing phosphide of calcium by means of hydrochloric acid.

The phosphine prepared by any of these methods is, however, not pure, but contains more or less hydrogen mixed with it. In order to obtain pure phosphuretted hydrogen we make use of its property of combining with hydriodic acid to form the crystalline compound termed phosphonium iodide, PH_4I . This substance, when thrown into water, decomposes into its constituents, namely, phosphine, PH_3 , and hydriodic acid, HI . The solid iodide, the preparation of which will be hereafter described, is employed as follows for the preparation of the pure gas.¹ Some pieces of the iodide of the size of peas, mixed with broken glass, are brought into a small flask. The flask is closed by a cork having two holes bored through it, in one of which is placed a stoppered funnel-tube, and in another a gas-delivery tube. The funnel is filled with concentrated solution of potash, and this is allowed to run into the flask slowly, when the following decomposition occurs:—



The gas thus obtained is not spontaneously inflammable, at any rate at the beginning of the operation, although if the evolution be carried on for a considerable length of time the spontaneously inflammable gas is formed (Rammelsberg).

281 Properties.—Phosphine is a colourless gas, possessing a very disagreeable smell resembling that of rotten fish. The pure gas takes fire only above a temperature of 100° , and is so inflammable that the heat evolved by the friction of the stopper on opening the bottle containing the gas is sometimes sufficient to produce its inflammation. It may be mixed with oxygen without undergoing any alteration, but if this mixture be suddenly exposed to diminished pressure an explosion occurs. This remarkable phenomenon reminds one of the non-luminosity of phosphorus in pure oxygen and its luminosity in diluted oxygen at the same temperature.

Phosphine also takes fire when a few drops of dilute nitric acid are brought in contact with it, or when it is mixed with the vapours evolved from chlorine- or bromine-water. If the gas free from air be led through common nitric acid containing

¹ Hofmann, *Ber. Deutsch. Chem. Ges.* iv. 200

nitrous fumes, it becomes spontaneously inflammable, and it explodes in chlorine gas with great violence and with the evolution of a bright greenish-white light. Phosphine is somewhat soluble in water, and imparts to it a peculiar and disagreeable taste; the solution decomposes in the light with the evolution of hydrogen and the separation of amorphous phosphorus. When a series of electric sparks are passed through the gas it also decomposes into phosphorus and hydrogen, the volume of the latter bearing to that of the original gas the proportion of three to two. In order to show this a eudiometer similar to the one already described (Fig. 123) may be employed, but instead, however, of having platinum wires, pieces of gas-coke are melted through the glass, inasmuch as platinum and phosphorus in contact unite, forming a silver white compound which is brittle and easily fusible (Hofmann).

Phosphine combines, like ammonia, with certain metallic chlorides; thus, for instance, with aluminium chloride Al_2Cl_6 , tin chloride $SnCl_4$, titanium chloride $TiCl_4$, and antimony chloride $SbCl_5$.

Phosphine is a very poisonous gas, producing, when present in small proportions in respired air, in turn dyspnoea and death. It possesses the power of combining with the respiratory oxygen linked to hæmoglobin; in this way its toxic action has been explained, although in reality it is almost entirely due to more complex operations.

Phosphonium Compounds.—Phosphine possesses feebly basic properties, combining with hydriodic and hydrobromic acids to form definite salts, produced when the two dry gases are brought together.

Phosphonium Bromide, PH_4Br .—Crystallizes in colourless cubes, which boil at 30° . The vapour possesses a specific gravity of 1.906, so that we conclude that it is a mixture of phosphine and hydrobromic acid.

Phosphonium Iodide, PH_4I .—This beautiful compound, which crystallizes in large transparent glittering quadratic prisms, can easily be obtained by placing in a retort of a litre capacity (see Fig. 152) 400 grams of common phosphorus, allowing an equal weight of dry carbon disulphide to run in, and gradually adding 680 grams of pure iodine, care being taken to keep the retort well cooled. The carbon disulphide is next completely removed by distillation in a water bath, and the retort connected with a long wide tube placed in a slightly slanting position, and

furnished at its lower end with a tubulated receiver. This, again, is connected by a series of bulb tubes with two absorption-vessels, the first of which contains dilute solution of hydriodic acid, and the second water. The object of this arrangement is to absorb the hydriodic acid formed during the reaction, and at the same time to prevent the liquid from entering the wide tube into which the iodide of phosphonium is sublimed. The apparatus is then filled with pure carbon dioxide, a slow current of the gas being passed through during the operation. The experiment being thus far arranged, 240 grams of water are allowed to drop slowly by means of a stoppered tube-funnel into the retort, which is slightly warmed. The heat evolved by the action then taking place is sufficient to


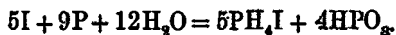


FIG. 152.

sublime the greater part of the iodide of phosphonium into the wide tube. Towards the end of the operation, which usually requires about eight hours for its completion, the retort is heated somewhat more strongly. When no further increase in the amount of sublimate takes place, the apparatus is dismantled, the end of the long tube closed with corks, and the thick crust of the iodide of phosphonium loosened by means of a stout iron wire, and preserved in stoppered bottles.¹ The formation of the iodide of phosphonium is represented by the following equation:—



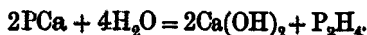
An excess of phosphorus is, in practice, employed because a part

¹ Hofmann, *Ber. Deutsch. Chem. Ges.* vi. 286.

of this substance is converted, during the reaction, into the red modification. The formation of the hydriodic acid which escapes is easily explained by the decomposition of the iodide of phosphonium in the presence of water and heat. Phosphonium iodide boils at about 80° , but it easily vaporizes at a lower temperature. It is used in the laboratory as a powerful reducing agent, as well as for the preparation of many organic phosphorus compounds.

LIQUID HYDROGEN PHOSPHIDE, P_2H_4 .
Vapour Density = 32.96.¹

282 This body, discovered by Paul Thénard in the year 1845, is formed when phosphide of calcium is decomposed by water; thus:—



Liquid phosphuretted hydrogen is a very unstable body, readily splitting up into solid hydride and phosphine:—



When the spontaneously inflammable substance is prepared, the gas carries with it a certain quantity of vapour of liquid phos-

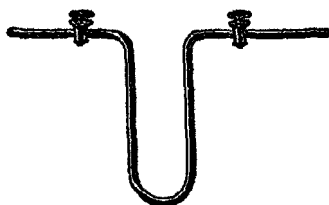


FIG. 153.

phuretted hydrogen; and if the self-inflammable gas be passed through tubes surrounded by a freezing mixture, a colourless, strongly refracting liquid is obtained, which takes fire at once on exposure to the air, burning with a bright phosphorus-like flame. On exposure to the light, as well as in presence of certain bodies, such as hydriodic acid, this liquid hydride is decomposed, as

¹ Croullebois, *Compt. Rend.* lxxviii. 496.

shown above, into the solid and gaseous compounds. According to Thénard, 1 cba. of hydrochloric acid is sufficient to decompose an indefinite quantity of the body.

In order to exhibit the properties of the liquid phosphuretted hydrogen, Hofmann employs a U-tube made of strong glass, 3 to 4 mm. in diameter, each of the limbs of which is furnished with a glass stopcock (Fig. 153). This tube is placed in a freezing mixture of pounded ice and salt and connected with a flask, into which from 30 to 50 grams of freshly prepared calcium phosphide are gradually thrown. This being decomposed by water, the phosphuretted hydrogen evolved passes through the U-tube, in which the liquid hydride condenses, whilst the spontaneously inflammable gas escapes. As soon as all the calcium phosphide has been decomposed, a current of dry carbon dioxide is led through the apparatus; the flame of the issuing gas is then changed to a faintly luminous cone. If, however, the carbon dioxide be replaced by a current of hydrogen, the luminous flame is again seen.

SOLID HYDROGEN PHOSPHIDE.

This compound, the mode of formation of which has already been described, occurs as a yellow powder. On heating this in a stream of carbon dioxide to 70° it decomposes into phosphorus and hydrogen. It does not take fire in the air until it attains a temperature of 160° . Its composition has not yet been ascertained with certainty.

PHOSPHORUS AND CHLORINE.

Ordinary phosphorus takes fire in dry chlorine gas, and burns with a pale-greenish flame, with formation of phosphorus trichloride, PCl_3 , or with an excess of chlorine phosphorus pentachloride, PCl_5 .

PHOSPHORUS TRICHLORIDE, PCl_3 .

Vapour Density = 68.535.

283 This compound was discovered by Gay-Lussac and Thénard in 1808. It is best prepared by placing amorphous phosphorus in a retort (D, Fig. 154), and heating it whilst a

stream of chlorine gas evolved in the flask (A), and dried by passing through the tube (C), is led over it.¹ The distillate is purified from any pentachloride which is formed by allowing it to remain in contact with ordinary phosphorus for some time and then rectifying.

The trichloride is a mobile colourless liquid, which has a very pungent smell, boils at 76°, and does not undergo solidification at -115°. The specific gravity of the liquid at 0° is 1.61294.² When exposed to the air it evolves white fumes, absorbing the


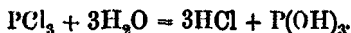
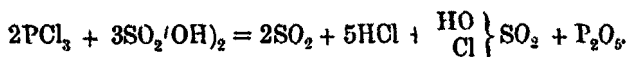


FIG. 154.

atmospheric moisture, and decomposing into hydrochloric and phosphorous acids; thus:—



Sulphur trioxide acts violently on this compound, with formation of phosphorus oxychloride, and sulphur dioxide. Heated with concentrated sulphuric acid, chlorosulphonic acid and phosphorus pentoxide are produced according to the equation:—



¹ Dumas, *Ann. Chim. Phys.* [3] lv 172.

² Thorpe, *Proc. Roy. Soc.* xxiv. 295.

PHOSPHORUS PENTACHLORIDE. PCl_5 .

284 This compound was discovered by Sir Humphrey Davy in the year 1810, though it was first analysed by Dulong in the year 1816. It is easily formed by the union of phosphorus trichloride with chlorine. To prepare it, a current of dry chlorine is led through a wide tube on to the surface of the liquid trichloride contained in a flask surrounded by cold water. As the absorption of the chlorine is accompanied by the evolution of much heat, it is necessary to take care, in the beginning at least, that the liquid is well cooled. The reaction is finished as soon as the product assumes the condition of a perfectly dry mass.

Phosphorus pentachloride is a white or yellowish-white lustrous crystalline powder, possessing a very sharp unpleasant smell, and violently attacking the eyes and the mucous membrane. On heating, it is found to sublime below 100° , but it cannot be fused under the ordinary pressure of the atmosphere. When, however, it is heated under increased pressure, it melts at 148° , solidifying on cooling in transparent prisms. When heated still more strongly it boils, emitting a colourless vapour, which becomes coloured on further heating, the coloration increasing with the temperature. This is due to the fact that the vapour gradually undergoes dissociation into equal molecules of free chlorine and phosphorus trichloride. That this is the case is fully proved by Dumas's determination of the density of this mixture at different temperatures:—

Temperature	182°	200°	250°	300°	336°
Density	73.3	70.0	57.6	52.4	52.5

These numbers clearly exhibit the gradual dissociation of the vapour, the density undergoing a continuous diminution until the temperature of 300° has been reached. Above that point it remains constant. The vapour at these temperatures consists of a mixture of an equal number of molecules of the trichloride and chlorine, possessing the density: $\frac{137.07 + 2 \times 35.37}{4} = 51.95$.

That the vapour thus obtained contains free chlorine was proved by Wanklyn and Robinson in the following way.¹ The vapour of the pentachloride was allowed to diffuse into an

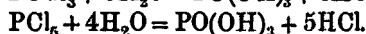
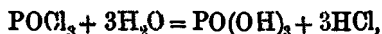
¹ *Proc. Roy. Soc.* xii. 507.

atmosphere of carbon dioxide. Chlorine gas being lighter than the vapour of the trichloride, must diffuse more quickly than the latter. Accordingly, if, after the experiment, the vessels containing the pentachloride were found to contain the trichloride, whilst the atmosphere of carbon dioxide was admixed with free chlorine, the fact of dissociation would be proved. This was the result. The dissociation of the pentachloride may be prevented, or at any rate much diminished, by allowing it to volatilize in a space saturated with the vapour of the trichloride. Wurtz¹ obtained, under these circumstances, a vapour possessing a density close upon 103·9 (the normal density of PCl_3) at temperatures varying from 160° to 175° .

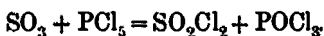
In perfectly dry air the pentachloride of phosphorus undergoes no alteration; on exposure, however, to moist air, it decomposes with formation of phosphorus oxychloride; thus:—



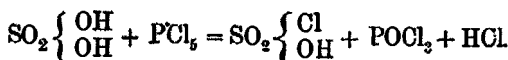
This compound, as well as the pentachloride, dissolves in water, with evolution of heat and formation of phosphoric and hydrochloric acids; the two reactions being:—



One of the most important properties of phosphorus pentachloride is its action on the acid-forming oxides and on the acids. These it converts into the acid chlorides. Many examples of this kind of decomposition have already been given. For instance, it forms, with sulphur trioxide, chloride of sulphuric acid or sulphuryl chloride; thus:—



In this reaction two atoms of chlorine are replaced by one atom of oxygen. When, on the other hand, the pentachloride is allowed to act upon an oxyacid, chlorine replaces the radical hydroxyl, OH; thus:—



In a similar way the pentachloride acts upon organic acids and other compounds containing hydroxyl; and in consequence

¹ *Comptes Rendus*, lxxvi. 601.

of this property it is much used in the preparation of organic chlorides.

Phosphorus pentachloride forms a crystalline compound with iodine monochloride; thus:— $\text{PCl}_5 + \text{ICl}$, as also with different metallic chlorides; thus:— $2\text{PCl}_5 + \text{Fe}_2\text{Cl}_6$, &c.

PHOSPHORUS AND BROMINE.

PHOSPHORUS TRIBROMIDE, PBr_3 . Vapour Density = 135·1.

285 Bromine and phosphorus act violently upon each other, so that small pieces of phosphorus thrown upon bromine may cause a dangerous explosion. In order to prepare the tribromide, dry carbon dioxide is allowed to pass through bromine, a small portion of the vapour of which is carried over. This is brought into contact with dry phosphorus (Lieben). Another method of preparation consists in dissolving both of these elements separately in dry carbon disulphide, and then gradually pouring the bromine solution into that containing the phosphorus and distilling when the carbon disulphide boiling at 43° comes off, leaving behind the phosphorus tribromide which boils at 175° (Kekulé).

The simplest process for preparing the tribromide is to place amorphous phosphorus in a flask closed by a doubly bored cork, one opening of which is connected with an inverted condenser round which cold water is allowed to flow, whilst through the second opening a funnel with glass stopcock is placed, by means of which bromine is allowed to fall slowly on the phosphorus. The first drops combine with evolution of light and heat, but this rapid combination soon ceases, and the bromine can be allowed to drop in without causing any violent action. The product is then separated by distillation from the excess of phosphorus which must be present (Schorlemmer).

The tribromide is a colourless mobile liquid possessing at 0° a specific gravity of 2·925. It has a strong unpleasant pungent odour, and is decomposed in presence of water into phosphorous acid and hydrobromic acid.

PHOSPHORUS PENTABROMIDE, PBr_5 .

286 This body is obtained when bromine is added to the cold tribromide. It is a lemon-yellow crystalline body which on heating melts, forming a red liquid which decomposes at 100° into the tribromide and bromine (Gladstone). When a current of carbon dioxide is led through the melted compound, the bromine is carried over and the tribromide remains behind. The pentabromide possesses an extremely pungent odour, and forms, when brought into contact with a small quantity of water, phosphorus oxybromide and hydrobromic acid.

PHOSPHORUS CHLOROBROMIDE, PCl_3Br_2 .

287 If equal molecules of bromine and phosphorus trichloride are brought together, the liquid becomes heated and two layers are formed. The upper layer consists of a solution of bromine in phosphorus trichloride, whilst the lower consists of a solution of trichloride in bromine. If the mixture be cooled down to a temperature of -20° the whole solidifies to a yellowish-red crystalline mass which again splits up at ordinary temperatures into two distinct layers (Wichelhaus). If this mixture, placed in a sealed tube, be exposed for some weeks to the ordinary winter temperature, a crystalline compound is formed which is more stable, inasmuch as it does not decompose into its constituents until a temperature of 35° is reached.

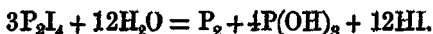
Phosphorus chlorobromide combines with bromine, and forms the compound $PCl_3Br_2 + Br_2$ which solidifies in large crystals, red by transmitted, but blue by reflected, light. A second compound $PCl_3Br_2 + 2Br_2$ is also formed at the same time, crystallizing in needle-shaped crystals of a greenish lustre, which soon turn brown. These compounds correspond to those formed by the union of phosphorus trichloride with iodine monochloride and with the metallic chlorides (Michaelis).

PHOSPHORUS AND IODINE.

PHOSPHORUS DI-IODIDE, P_2I_4 .

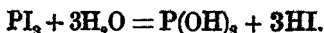
288 This compound, which has an analogous composition to liquid phosphuretted hydrogen, is obtained by dissolving one part of phosphorus in carbon disulphide and then adding

gradually 8.2 part of iodine. On gently warming the solution so as to distil off the carbon disulphide, the di-iodide remains behind as a yellow crystalline mass. When the disulphide is cooled down to 0° , the same compound separates out in long orange-red crystals (Corenwinder). The crystals melt at 110° and are decomposed by water with formation of amorphous phosphorus, phosphorous acid, and hydriodic acid ; thus :—



PHOSPHORUS TRI-IODIDE, PI_3 .

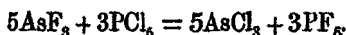
This compound is obtained in a similar way to the foregoing, but using $1\frac{1}{2}$ times as much iodine. By gently heating the solution, the greater portion of the disulphide of carbon is got rid of, and the residue is cooled down by a mixture of salt and ice. Red six-sided crystals separate out which melt at 55° and which on gently cooling may be obtained of large size. On the addition of water to this compound hydriodic and phosphorous acids are formed ; thus :—



PHOSPHORUS AND FLUORINE.

PHOSPHORUS PENTAFLUORIDE, PF_5 . Density = 63.

289 This interesting compound has been recently discovered by Thorpe.¹ It is formed when arsenic trifluoride is added to phosphorus pentachloride, a violent reaction occurring ; thus :—



Phosphorus pentafluoride is a colourless gas which decomposes on contact with water into phosphoric and hydrofluoric acids. It possesses a strongly irritating smell and attacks the mucous membrane. Under a pressure of 12 atmospheres it does not liquefy, nor is it inflammable. The density of the gas is ($H = 1$) 63. When a series of electric sparks are passed through the gas by itself, or the gas mixed either with oxygen or hydrogen, it undergoes no change. With dry ammonia it forms

¹ *Proc. Roy. Soc.* xxv. p. 127.

a white solid compound having the following composition—
 $(PF_5)_2 + 5NH_3$.

The existence of the gaseous pentafluoride, taken in conjunction with the fact that it is perfectly stable, even at very high temperatures, is of great theoretical interest.

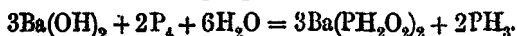
OXIDES AND OXYACIDS OF PHOSPHORUS.

Oxygen forms with phosphorus two compounds, to which two acids correspond. A third acid is also known to which there is no corresponding oxide:—

Oxides.	Acids.
Phosphorus trioxide P_2O_3 .	Hypophosphorous acid $PH(OH)_2$.
Phosphorus pentoxide P_2O_5 .	Phosphorous acid $P(OH)_3$.
	Phosphoric acid $PO(OH)_3$. ¹

HYPHOSPHOROUS ACID, H_3PO_2 .

290 The salts of this acid were discovered by Dulong in 1816. They are formed when the phosphides of the metals of the alkaline earths are decomposed by water, or when phosphorus is boiled with an alkali or an alkaline earth. For the purpose of preparing the acid, baryta is best employed, as it is from the barium salt that not only the other salts but also the free acid is easily prepared. The formation of barium hypophosphite is shown in the following equation:—



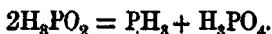
At the same time a small quantity of barium phosphate is formed, but this can readily be separated from the hypophosphite by filtration. To the clear solution, the requisite quantity of dilute sulphuric acid is added, and the filtered solution evaporated to a syrupy consistency. On cooling the solution, the hypophosphorous acid is obtained in the form of a thick very acid liquid. Hypophosphorous acid can also be obtained in the form of a white crystalline mass melting at $17^{\circ}4$ as follows.² The tolerably concentrated solution is gently evaporated in a platinum dish at a temperature below its boiling point and then gradually heated from 110° up to 130° , at which temperature it is allowed to remain for ten minutes. The solution thus

¹ Hypophosphoric acid, $H_4P_2O_6$, has lately been prepared by Salzer.

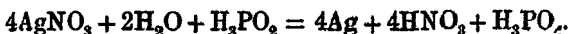
² Thomsen, *Ber. Deutsch. Chem. Ges.* vii. 994 and 996.

obtained is cooled, poured into a stoppered bottle, and this placed in a freezing mixture at a few degrees below 0° . The acid is then found either to crystallize spontaneously or to do so on being touched with a glass rod.

Hypophosphorous acid when strongly heated decomposes into phosphuretted hydrogen and phosphoric acid; thus:—



Its aqueous solution precipitates gold and silver from solutions of their salts, phosphoric acid being formed; thus:—



When a solution of this acid is added to mercuric chloride solution, either calomel (mercurous chloride) or metallic mercury is precipitated according to the proportions in which the acid is present.

Hypophosphorous acid is also oxidized by chlorine and other oxidizing agents to phosphoric acid, and when exposed to the air it takes up oxygen with the formation of phosphorous acid. Nascent hydrogen reduces it to phosphuretted hydrogen. Although hypophosphorous acid contains the group hydroxyl twice, only one atom of hydrogen can be replaced by metals. This is easily explained when we remember that this acid may

be considered as dihydroxyl-phosphine $\text{P} \begin{cases} \text{OH} \\ \text{OH} \\ \text{H} \end{cases}$, or as a weak

basic body which has become a weak acid by the addition of two atoms of oxygen.

The Hypophosphites.—Most of the salts of hypophosphorous acid are soluble in water, and some also soluble in alcohol and crystallizable. In the dry state they do not undergo alteration in the air and may be boiled in water, free from absorbed oxygen, without decomposition. Like the free acid, all the hypophosphites possess strong reducing properties, giving with solutions of gold, silver, and mercury, the same reactions as the acid itself.

PHOSPHORUS TRIOXIDE, P_2O_5 .

291 In the year 1777 Sage showed that when phosphorus undergoes slow combustion, a body is formed which is different from the substance produced in the quick combustion of phos-

phorus; and Lavoisier explained this fact by the supposition that two distinct oxides of phosphorus exist.

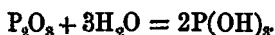
In order to prepare phosphorus trioxide a piece of dry phosphorus is placed in a glass tube (Fig. 155) drawn out at the end (*a*) to a fine point, and placed at the other end (*b*) in connection with an aspirator from which a slow current of air is passed into the apparatus. If the phosphorus is slightly heated, it burns with only a slightly luminous greenish flame,



FIG. 155.

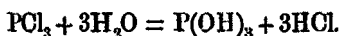
and the trioxide which is formed is deposited in the further part of the tube as a white powder.

Phosphorus trioxide is a white amorphous powder, very voluminous and easily fusible, so that it can be readily sublimed from one part of the tube to another. It has a peculiar garlic-like smell, does not redden blue litmus paper, and when heated in the air burns with formation of the pentoxide. When thrown into water it instantly combines with it, forming phosphorous acid; thus:—



PHOSPHOROUS ACID, $\text{P}(\text{OH})_3$.

292 This acid is not only formed by the action of water on phosphorus trioxide, but also by the slow oxidation of phosphorus in moist air. In order to prepare the acid in this way, a number of glass tubes (*a b* Fig. 156) drawn out at (*b*) to a fine point, and each containing a stick of phosphorus, are placed in a glass funnel. The funnel is then placed in a bottle containing some water and the whole covered with a bell-jar open at the top (Fig. 157). The phosphorous acid thus formed, which, however, always contains some phosphoric acid, collects in the water below. In order to prepare pure phosphorous acid the reaction discovered by Davy in 1812 is employed. This consists in the decompositions of the trichloride by water; thus:—



For this purpose it is not necessary to prepare the pure trichloride separately, for, if chlorine be led through melted phosphorus contained under water, the trichloride is first formed, and, on coming in contact with the water, this is decomposed as shown in the above equation. Care must be taken to stop passing the



FIG. 156.




FIG. 157.

chlorine in before all the phosphorus has disappeared as the chlorine would otherwise oxidize the phosphorus to phosphoric acid. It is difficult to prevent this altogether even if phosphorus is present in excess.

By evaporating the solution until the residue attains a temperature of 180° a thick syrupy substance is obtained which is transformed more or less rapidly on cooling into a crystalline mass melting at 70° .¹ Phosphorous acid has an acid, garlic-like taste, absorbs moisture rapidly from the air, and deliquesces. When strongly heated, phosphorous acid decomposes into phosphuretted hydrogen and phosphoric acid; thus:—



And when treated with phosphorus pentachloride, phosphorus trichloride is formed:—



Hence the trichloride is the chloride of phosphorous acid.²

The aqueous solution of the acid also slowly absorbs oxygen from the air, and in presence of nascent hydrogen it is reduced to phosphuretted hydrogen. It acts as a strong reducing

¹ J. Thomsen, *Ber. Deutsch. Chem. Ges.* vii. 996.

² Geuther, *Journ. Prac. Chem.* [2] viii. 359.

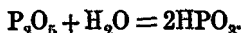
agent, precipitating gold, silver, and mercury from their solutions like hypophosphorous acid.

The Phosphites.—Although a weak acid, phosphorous acid is tribasic, but under ordinary circumstances, only two atoms of its hydrogen can be replaced by metals. A normal tribasic salt, $P(ONa)_3$, is known, but this has not yet been obtained in the anhydrous state.¹ On the other hand, ethers of phosphorous acid are known in which the three of hydrogen are replaced by a radical, as ethyl, C_2H_5 , and this tri-ethyl phosphite, $P(OC_2H_5)_3$, is a body which can be distilled without decomposition.

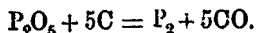
The phosphites which are soluble in water possess an acid and garlic-like taste. They act upon the salts of the noble metals like the hypophosphites, from which, however, they are distinguished by giving a precipitate with baryta- or lime-water.

PHOSPHORUS PENTOXIDE, P_2O_5 .

293 The thick white clouds which are formed when phosphorus burns brightly in the air consist of this oxide. If a small piece of phosphorus is burnt on a dry plate covered with a bell-jar, these fumes condense partly on the sides of the glass and partly on the plate, in the form of a white flocculent powder, whilst the portion near the burning phosphorus forms a glassy mass. This white powder is amorphous, and may be sublimed in a test-tube heated over a gas lamp. The pure powder is perfectly colourless and odourless. If it should possess any garlic-like smell it contains trioxide, and if it has a yellowish or reddish colour it is mixed with amorphous phosphorus. It possesses no action upon dry blue litmus paper, and is excessively hygroscopic, deliquescing when exposed to the air, very quickly with formation of metaphosphoric acid:—



When thrown into water it dissolves with a hissing noise and with the evolution of a large amount of heat. On heating with carbon, or other reducing agents, phosphorus is formed:—



Phosphorus pentoxide is often used in the laboratory as a desiccating agent, especially for the purpose of removing the last traces of moisture from gases or from liquids. Owing to its

¹ Zimmermann, *Liebig's Annalen*, clxxv. 21.

strong power of combining with water it is able to withdraw the elements of water from many compounds containing oxygen and hydrogen. Thus it is used for the preparation of nitrogen pentoxide and other compounds.

In order to prepare large quantities of the pentoxide the arrangement shown in Fig. 158 is employed. (A) is a large dry glass balloon, provided with three necks (*a d* and *g*); the neck (*g*) is connected with a powerful water-aspirator by means of which air, dried by passing through the drying tube (*f*), is drawn into




FIG. 158.

the balloon; (*g*) communicates with a large wide-necked bottle (B) into which a portion of the light powder is driven by the current of air; through the neck (*a*) passes a straight glass tube, closed with a cork at the top but open at the bottom, reaching nearly to the centre of the balloon and having a small copper crucible (*c*) fixed to its lower end. A piece of phosphorus is dropped down the straight tube into the crucible and ignited by a hot wire, a good current of air being kept up until the operation is complete; a second piece of phosphorus is then dropped down

into the crucible (*c*), and when this is burnt a third piece is introduced, and so on, until a sufficient quantity of the pentoxide has been obtained.

A more practically useful arrangement for preparing the pentoxide in quantity consists of a cylinder (*a*, Fig. 159), open at both ends, made of common sheet-iron, fourteen inches high and twelve inches in diameter, having a cover provided with a bent chimney (*b*), one inch in diameter, closed by a cork. The cylinder




FIG. 159.

is supported by a wooden tripod, and rests in a sheet-iron funnel (*h*), fitting into the neck of a wide-mouthed bottle (*g*). A copper spoon (*d*), fixed to an iron rod, serves to receive the phosphorus which is from time to time renewed by drawing back the spoon to the opening (*e*), and dropping in a fresh piece. In order to renew the supply of air, which during dry weather does not require desiccation, the board (*i*) is occasionally removed, and air allowed to enter between the funnel and the

cylinder.¹ On account of its being so exceedingly hygroscopic, the pentoxide thus obtained must be preserved in well-stoppered bottles, or, better, in hermetically-sealed flasks.

PHOSPHORIC ACID.

294 The history of this acid possesses a peculiar interest for the scientific chemist. In the year 1746, Marggraf observed that, when *fusible salt of urine*, $\text{NH}_4\text{NaHPO}_4$, is mixed with a solution of nitrate of silver, a yellow-coloured silver salt is precipitated. It was afterwards noticed that other salts of phosphoric acid, as, for instance, the ordinary phosphate of soda, gave the same reaction; but Clark, in the year 1828, pointed out that when the salt is heated and then dissolved in water, the solution so obtained gives with nitrate of silver a white precipitate. He, therefore, distinguished the acid contained in the heated salt from that contained in the common phosphate, and termed the former pyrophosphoric acid. In 1829 Gay-Lussac proved that the acid thus prepared can be converted into the other compounds without losing its peculiar properties; and Berzelius and Engelhardt had previously found that freshly-prepared solution of well-ignited phosphoric acid was able to coagulate clear solutions of albumen, whilst this is not the case when the solution of the acid has been standing for any considerable length of time. These and similar observations led to the conclusion that phosphoric acid, with which the pentoxide was then classed, can exist in several allotropic conditions.

The classical researches of Thomas Graham² first threw a clear light on this subject. He showed, in the first place, that, in addition to the ordinary phosphoric acid and the pyrophosphoric acid, a third modification exists, to which he gave the name of metaphosphoric acid, and that this is the substance which has the power of coagulating albumen. He also ascertained that common phosphates, when they are saturated with a base, contain three times as much of that base, in proportion to the same weight of phosphoric acid as the metaphosphates, whilst the pyrophosphates contain twice as much as the metaphosphates. Graham likewise proved that, when the acids are liberated from these different salts, they may be regarded as containing different

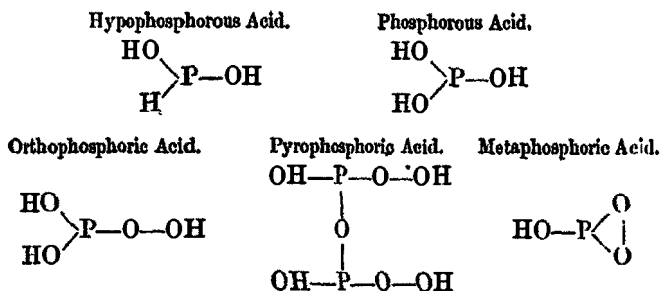
¹ V. Grabowski, *Ann. Chem. Pharm.* cxxxvi. 119.

² *Phil. Trans.* 1833, ii. 253.

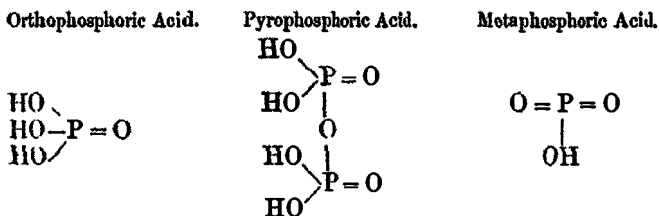
quantities of water. Hence the composition of the three acids is as follows :—

	Old notation.	New notation.
Common, or Orthophosphoric acid	$P_2O_5 + 3H_2O$	H_3PO_4
Pyrophosphoric acid	$P_2O_5 + 2H_2O$	$H_4P_2O_7$
Metaphosphoric acid	$P_2O_5 + H_2O$	HPO_3

These three acids as well as hypophosphorous and phosphorous acids may be considered to be derivatives of phosphine, PH_3 ; thus:—



The ortho- and meta-acids are also formed by decomposing PCl_5 or PF_5 with water, and these, as well as pyrophosphoric acid, may therefore be represented as derivatives of these pentad compounds; thus:—



295 Poisonous Action of the Acids of Phosphorus.—When administered in an uncombined condition, the various oxides of phosphorus produce apparently the same symptoms which follow the administration of other mineral acids. Sufficient data do not exist as to the specific physiological action of all these compounds.

In the case of ortho- meta- and pyrophosphoric acids it would appear that the first, when in combination with inactive bases, acts as a perfectly inert body. The second possesses some

activity as a poison, while the pyro-salts when introduced directly into the blood are found to be very powerful poisons (Gänge).

ORTHO PHOSPHORIC ACID, H_3PO_4 .

296 In order to prepare this acid, red phosphorus is heated in a retort with common concentrated nitric acid. The phosphorus is oxidized at the expense of the nitric acid, and red fumes are slowly evolved. When the phosphorus has dissolved, the residue is evaporated in a porcelain dish, and the concentrated solution repeatedly treated with nitric acid, in order to oxidize completely any phosphorous acid which may have been formed. As soon as the further addition of nitric acid is unaccompanied by the evolution of red fumes, the operation is concluded, and the residue only requires to be evaporated again, in order to get rid of the excess of nitric acid (v. Schrötter). Common phosphorus was formerly employed instead of amorphous phosphorus for this purpose; but this undergoes oxidation much more slowly than the amorphous variety, inasmuch as it melts forming round globules, which are only slowly attacked by the nitric acid. In addition to this, when common phosphorus is employed, weak nitric acid can alone be used, as the strong acid is apt to produce an explosion when brought in contact with ordinary phosphorus.

The residue obtained in the preparation of hydriodic acid by means of iodine and phosphorus consists of a mixture of phosphoric and phosphorous acids, containing a small quantity of hydriodic acid. In order to prepare pure orthophosphoric acid from this residue, it may be heated with a little fuming nitric acid, and filtered, in order to separate it from the solid iodine which is liberated. More nitric acid is then added, in order to oxidize phosphorous acid, and the liquid is evaporated to a syrupy consistency.

Orthophosphoric acid is prepared on the large scale from bone-ash, which consists chiefly of tri-calcium phosphate, together with a small quantity of magnesium phosphate and calcium carbonate. According to Liebig, equal weights of sulphuric acid and bone-ash are taken; the sulphuric acid is diluted with ten times its weight of water, and is allowed to remain in contact with the bone-ash for some time. The acid solution is then filtered through linen, and the filtrate

evaporated to a small bulk. On the addition of strong sulphuric acid, the calcium, still present in solution, is precipitated as gypsum. The clear solution is then poured off, evaporated to dryness, and freed from an excess of sulphuric acid by ignition. The residue is free from lime and sulphuric acid, but it contains small quantities of magnesia, which can only with difficulty be removed.

In order to prepare a pure acid from bone-ash, the powdered ash is dissolved in the smallest possible quantity of nitric acid, and to the clear liquid a solution of acetate of lead is added. A precipitate of lead phosphate falls down, which must be warmed for some time with the liquid, in order to free the precipitate from any calcium phosphate which is thrown down with the lead-salt. It is well washed with boiling water, and decomposed by sulphuretted hydrogen. According to Berzelius's method, the lead-salt is decomposed by dilute sulphuric acid, and the excess of acid removed by ignition of the evaporated filtrate. The residue is then dissolved in water, and freed from traces of lead by sulphuretted hydrogen.

Another method which may be employed is to dissolve the bone-ash in its own weight of hydrochloric acid of specific gravity 1.18, diluted with four times its weight of water. To this solution one-and-a-half parts of dry sodium sulphate is added, whereby a precipitate of gypsum is produced; this is then filtered off, and the boiling solution neutralized with carbonate of soda; the solution is again filtered, to separate any calcium carbonate which may fall down, and the whole precipitated with barium chloride. The precipitate thus formed consists of a mixture of barium sulphate and barium phosphate, and this is decomposed by one part of sulphuric acid, having a specific gravity of 1.71 (Neustadt).

Commercial phosphoric acid frequently contains arsenic acid, derived from the sulphuric acid or hydrochloric acid employed in its manufacture. In order to free from arsenic, it must be dissolved in water, sulphur dioxide led through the warm solution, in order to reduce the arsenic acid to arsenious acid, then the solution boiled to remove the excess of sulphur dioxide, and sulphuretted hydrogen passed through, by which means the whole of the arsenic is precipitated as the insoluble trisulphide.

297 Phosphoric acid is extremely soluble in water; it has a pleasant purely acid taste, and is perfectly free from smell. When the aqueous acid is evaporated down until the residue

possesses the composition, H_2PO_4 , it presents the appearance of a thick syrup, from which, on standing, a crystalline mass deposits. If a crystal of this acid be dropped into a freshly-prepared solution of the requisite strength, crystals begin to form at once, and soon spread throughout the mass. These crystals belong to the rhombic system, forming six-sided prisms terminated by six-sided pyramids, which melt at 38.6° .¹ The crystallized acid may be heated to 160° without undergoing any alteration, but above this temperature it loses water, and at 213° is completely converted into pyrophosphoric acid, $H_4P_2O_7$. This substance, in its turn, loses water when heated to redness, with formation of metaphosphoric acid, HPO_3 . The following table gives the variation of the specific gravity, with the percentage composition of aqueous solutions of orthophosphoric acid:—²

Specific Gravity.	Per cent. P_2O_5 .	Specific Gravity.	Per Cent. P_2O_5 .	Specific Gravity.	Per Cent. P_2O_5 .
1.508	49.60	1.328	36.15	1.144	17.89
1.492	48.41	1.315	34.82	1.136	16.95
1.476	47.10	1.302	33.49	1.124	15.64
1.464	45.63	1.293	32.71	1.113	14.33
1.453	45.38	1.285	31.94	1.109	13.25
1.442	44.13	1.276	31.03	1.095	12.18
1.434	43.95	1.268	30.13	1.081	10.44
1.426	43.28	1.257	29.16	1.073	9.53
1.418	42.61	1.247	28.24	1.066	8.62
1.401	41.60	1.236	27.30	1.056	7.39
1.392	40.86	1.226	26.36	1.047	6.17
1.384	40.12	1.211	24.79	1.031	4.15
1.376	39.66	1.197	23.23	1.022	3.03
1.369	39.21	1.185	22.07	1.014	1.91
1.356	38.00	1.173	20.91	1.006	0.79
1.347	37.37	1.162	19.73		
1.339	36.74	1.153	18.81		

298 *The Orthophosphates*.—Orthophosphoric acid, being tri-basic, forms three classes of salts according as one, two, or three atoms of hydrogen are replaced by their equivalent of metal. Thus we know three orthophosphates of sodium:—

¹ J. Thomsen, *Ber. Deutsch. Chem. Ges.* vii. 997.

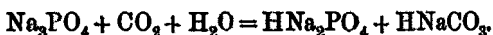
² John Watts, *Chem. News*, xii. 160.

Trisodium or normal sodium phosphate, $\text{Na}_3\text{PO}_4 + 2\text{H}_2\text{O}$.

Hydrogen disodium phosphate, $\text{HNa}_2\text{PO}_4 + 12\text{H}_2\text{O}$.

Dihydrogen sodium phosphate, $\text{H}_2\text{NaPO}_4 + \text{H}_2\text{O}$.

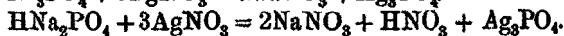
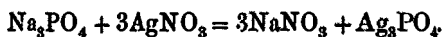
Of the normal salts those of the alkalis with the exception of the lithium salt are easily soluble in water and their solutions have a strong alkaline reaction. The normal orthophosphates which are insoluble in water are easily soluble in dilute acids by which means they are converted into the soluble hydrogen orthophosphates. These latter salts are readily obtained from the normal compounds; even carbon dioxide brings about the change; thus, if the gas be led into a solution of trisodium phosphate the following reaction takes place:—



The hydrogen disodium phosphate which is here formed together with hydrogen sodium carbonate is the common phosphate of soda of the shops. This salt although according to its constitution it must be considered as an acid salt, inasmuch as it contains basic hydrogen, has a slightly alkaline reaction, and, like other soluble hydrogen orthophosphates, is easily obtained by adding solution of soda to phosphoric acid until the solution has a weak alkaline reaction. The hydrogen disodium orthophosphate is converted on heating, with loss of water, into the pyrophosphate.

The dihydrogen orthophosphates of the alkalis are soluble in water, and possess a slight acid reaction. Dihydrogen potassium phosphate, H_2KPO_4 , forms large well defined crystals, and this salt may be heated to a temperature of 400° without losing water. At a higher temperature, however, one molecule of water is driven off and potassium metaphosphate, KPO_3 , is formed.

The orthophosphates can readily be recognized by the following reactions. The normal as well as the acid salts give with nitrate of silver a yellow precipitate of silver orthophosphate, Ag_3PO_4 ; thus:—



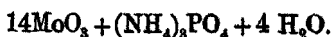
In the case of common phosphate of soda and nitrate of

silver, we have the singular fact of two neutral solutions, when mixed, yielding a strongly acid liquid.

When to a solution of an ortho-salt a mixture of sal-ammoniac, ammonia, and magnesium sulphate solutions is added, a crystalline precipitate of ammonium magnesium phosphate

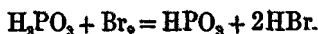


is thrown down. In order to detect orthophosphoric acid in a substance insoluble in water, the body may be dissolved in nitric acid and an excess of a solution of molybdic acid in nitric acid added to the liquid. If phosphoric acid be present, this solution on slightly warming yields a dense yellow precipitate. The composition of this precipitate is approximately represented by the following formula :—



METAPHOSPHORIC ACID, HPO_3 .

299 This modification of phosphoric acid was discovered by Graham in 1833. It is obtained when a solution of phosphoric acid is heated until the residue does not give off any more water. The acid thus prepared solidifies on cooling to a soft pasty mass which on exposure to the air readily absorbs moisture and deliquesces. The glacial phosphoric acid of the shops is metaphosphoric acid which usually contains soda as impurity.¹ Metaphosphoric acid is also formed when crystalline phosphorous acid is heated in a sealed tube with bromine (Gustavson) ; thus :—



When phosphorus pentoxide is allowed to deliquesce in moist air or when it is dissolved in cold water metaphosphoric acid is formed. This aqueous solution on standing at the ordinary temperature of the air, gradually undergoes change with formation of common phosphoric acid and this conversion takes place quickly if the liquid be boiled without the formation of the intermediate pyrophosphoric acid (Graham). Metaphosphoric acid is volatile at a bright red heat and when heated with sulphates expels sulphuric acid from them, for although sulphuric acid is a stronger acid than phosphoric acid, the

¹ Brescius, *Zeitsch. Analyt. Chem.* vi. 187.

former is more easily volatile than the latter. An aqueous solution of metaphosphoric acid is also obtained by passing a current of sulphuretted hydrogen gas through a liquid containing lead metaphosphate in suspension.

The solution of metaphosphoric acid is distinguished from those of the other two modifications inasmuch as it produces with solutions of calcium chloride, barium chloride and albumen white precipitates.

300 *The Metaphosphates.*—The salts of metaphosphoric acid are obtained by neutralizing the aqueous solution of the acid by a base or by heating a dihydrogen orthophosphate; thus:—



No less than five distinct modifications of the metaphosphates are known to exist.¹

(1) *Monometaphosphates.*—Of this class only those of the alkali metals are known, such as KPO_3 . The monometaphosphates are remarkable as being insoluble in water. The potassium salt is formed, as above shown, when the dihydrogen potassium phosphate is heated. The monometaphosphates are distinguished from the other modifications inasmuch as they do not form any double salts.

(2) *Dimetaphosphates.*—These salts are formed when aqueous phosphoric acid is heated to a temperature of 350° (Fleitmann) or 316° (Maddrell) with the oxides of zinc, manganese, or copper. If the copper salt be then decomposed by potassium sulphide a soluble potassium dimetaphosphate, $\text{K}_2\text{P}_2\text{O}_6$, be obtained and if sodium sulphide be employed a soluble sodium dimetaphosphate is in like manner produced. In addition to the dimetaphosphates containing only one metal, double salts such as $\text{CuK}_3(\text{P}_2\text{O}_6)_2$ can be prepared. Only the dimetaphosphates of the alkaline metals are soluble in water and are crystallizable; the remaining dimetaphosphates are insoluble or only very slightly soluble (Fleitmann).

(3) *Trimetaphosphates.*—The sodium salt, $\text{Na}_3\text{P}_3\text{O}_9$, is obtained together with the monometaphosphate when microcosmic salt, $(\text{NH}_4)\text{HNaPO}_4$ is gently heated until the fused mass becomes crystalline (Lindbom). By double decomposition other trimetaphosphates can be obtained from this salt. These are all soluble in water, including the silver salt, and they form double salts such as NaBaP_3O_9 . The silver salt may be obtained in the

¹ Maddrell, *Mcm. Chem. Soc.* iii 373.

form of large transparent monoclinic crystals by allowing a mixture of the sodium salt and nitrate of silver solution to stand for some days. In the same way the crystalline lead salt may be prepared by the substitution of nitrate (but not of acetate) of lead for the silver salt.

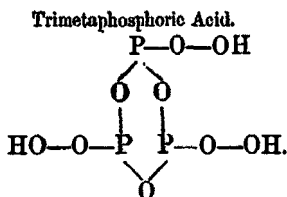
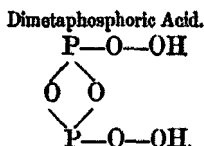
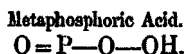
(4) *Tetrametaphosphates*. The lead salt, $Pb_2P_4O_{12}$, is formed by treating oxide of lead with an excess of phosphoric acid and heating up to a temperature of 300° . If this is then decomposed by sodium sulphide the sodium salt is obtained as a tetrametaphosphate. This, however, is not a crystalline salt but forms with a small quantity of water a viscid elastic mass and on the addition of a larger quantity of water a gum-like solution which will not pass through a filter. The tetrametaphosphates of the alkalis produce viscid precipitates with the soluble salts of the alkaline earths. If sodium dimetaphosphate is fused with copper dimetaphosphate and the mixture allowed gradually to cool a double compound having the composition $CuNa_3P_4O_{12}$ is formed (Fleitmann and Henneberg).

(5) *Hexametaphosphates*. — The sodium salt, $Na_6P_6O_{18}$, is obtained when fused sodium metaphosphate is allowed to cool slowly. It is a crystalline mass, deliquesces on exposure to the air, and produces with barium chloride a flocculent precipitate, and with the salts of the heavy metals gelatinous precipitates.

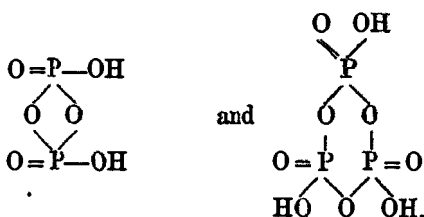
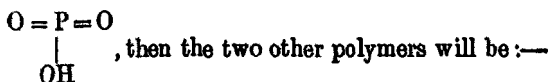
It also forms characteristic double salts containing quantities of monad metal in the ratio of five to one or equivalent quantities of dyad metal, the calcium salt, for example, having the composition $Ca''_5Na_2(PO_3)_{12}$ or $(NaPO_3)_2(Ca''P_2O_6)_5$.

The metaphosphates which are soluble in water have a neutral or slightly acid reaction. When their solutions are boiled they are converted into orthophosphates. All the metaphosphates undergo this change on boiling with nitric acid or when they are fused with an alkali.

The different varieties of metaphosphates are derived from acids, all of which possess the same composition, but differ, as the double salts show, from one another in molecular weight. Compounds of this description are termed *polymeric bodies*. The constitution of these hypothetical acids may be represented graphically as follows:—



Or if we assume that metaphosphoric acid is represented by—



PYROPHOSPHORIC ACID, $H_4P_2O_7$.

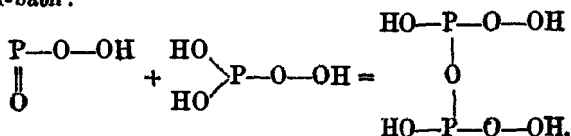
301 Common phosphate of soda, or hydrogen disodium phosphate, HNa_2PO_4 , when heated to a temperature of 240° loses water, and is converted into sodium pyrophosphate (Graham):



The salt thus obtained dissolves in water, but does not again form an orthophosphate, and is distinguished from the original salt inasmuch as its solutions yield on the addition of silver nitrate, a white, and not a yellow, precipitate. This fact was first observed by Clark, of Aberdeen, in the year 1828.¹ It is, however, to Graham that we are indebted for a knowledge of the fact that the heated sodium salt as well as the silver salt obtained from it is derived from an acid having the composition $H_4P_2O_7$, and that this acid can be obtained from orthophosphoric by heating

¹ *Edinburgh Journal of Science*, vii. 293.

it for a considerable length of time to a temperature of 215°. Pyrophosphoric acid is also formed when equal molecules of ortho- and metaphosphoric acids are brought together on a water-bath:¹



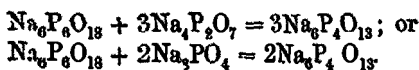
Pyrophosphoric acid forms either a soft glassy mass (Graham) or an opaque indefinite crystalline mass (Peligot).

An aqueous solution of pyrophosphoric acid is obtained by precipitating the sodium salt with a solution of acetate of lead and decomposing the well-washed lead pyrophosphate with sulphuretted hydrogen. The acid solution undergoes no change at the ordinary temperature, even when standing for some time, but when heated it is converted into orthophosphoric acid.

Pyrophosphoric acid may be distinguished from the ortho-modification inasmuch as its solution produces a white granular precipitate with silver nitrate, and from the meta-variety inasmuch as it does not produce a precipitate either with a solution of chloride of barium or with one of albumen.

302 Pyrophosphates.—These salts are prepared from the mono-hydrogen orthophosphates by heat, or by neutralizing a freshly prepared solution of the acid by means of a base. Both normal pyrophosphates, such as $\text{Na}_4\text{P}_2\text{O}_7$, and acid or hydrogen pyrophosphates, such as $\text{H}_2\text{Na}_2\text{P}_2\text{O}_7$, exist; the first have an alkaline reaction, the second a slightly acid one. The pyrophosphates of the alkaline metals are soluble in water, those of the other metal insoluble, but many of them dissolve in an excess of sodium pyrophosphate. The pyrophosphates in solution remain unaltered in the cold and even on heating do not change, but when boiled with an acid are decomposed, the orthophosphates being formed. The same change takes place on fusion with an alkali.

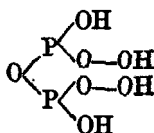
Tetraphosphates.—A sodium salt having the composition $\text{Na}_6\text{P}_4\text{O}_{13}$, was obtained by Fleitmann and Henneberg by fusing sodium hexametaphosphate with pyrophosphate or orthophosphate, in quantities represented by the following equations:—



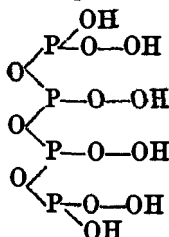
¹ Geuther, *Journ. Pract. Chem.* [2], viii. 359.

The salt thus obtained can be crystallized from solution in warm water and gives with silver nitrate a white precipitate, $\text{Ag}_6\text{P}_4\text{O}_{13}$ which does not dissolve in an excess of the sodium salt. The constitution of the pyrophosphates, or the diphosphates as they may be called, and of the tetraphosphates may be exhibited as follows:—

Diphosphoric Acid.



Tetraphosphoric Acid.



303 Quantitative Determination of Phosphoric Acid.—Phosphoric acid is best determined in the soluble phosphates by adding to the solution a mixture of sal-ammoniac, ammonia and magnesium sulphate solutions, when a precipitate of ammonium magnesium phosphate occurs, $\text{NH}_4\text{MgPO}_4 + 6\text{H}_2\text{O}$. After this has stood for some time, the solution is filtered off, and the precipitate washed with dilute ammonia, dried, converted into magnesium pyrophosphate, $\text{Mg}_2\text{P}_2\text{O}_7$, by gentle ignition, and weighed.

The insoluble phosphates must be converted into soluble salts before the determination of the phosphoric acid. If they are soluble in nitric acid, the method proposed by Sonnenschein may be adopted; namely, to precipitate the nitric acid solution of the phosphate by an excess of ammonium molybdate in nitric acid. On standing for some time at a moderate temperature, a yellow precipitate, containing all the phosphoric acid, is formed; the excess of molybdenum salt is removed by washing with water, the precipitate dissolved in ammonia, and the phosphoric acid precipitated by magnesium sulphate as described above.

If the phosphates will dissolve in acetic acid the phosphoric acid may be precipitated with uranium acetate as uranium phosphate. This method may also be employed for the volumetric determination of phosphoric acid, the point of complete precipitation of the phosphoric acid being ascertained by the

addition of a drop of the solution to a drop of a solution of ferrocyanide of potassium with which the slightest excess of uranium acetate produces a brown colour.

Metaphosphates and pyrophosphates must first be converted into orthophosphates before precipitation. In like manner phosphorus itself as well as the hypophosphites and phosphites may also be quantitatively determined in the form of phosphoric acid by previously oxidizing them with nitric acid.

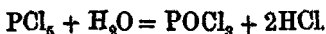
CHLORIDES AND BROMIDES OF PHOSPHORIC ACID.

The hydroxyl groups contained in the three modifications of phosphoric acid may be replaced as is the case with other oxiacids, by chlorine or bromine thus giving rise to the oxychlorides and oxybromides of phosphorus, as they are commonly termed.

PHOSPHORUS OXYCHLORIDE OR PHOSPHORYL CHLORIDE.

POCl_3 . Vapour density = 76.46.

304 This compound was discovered in the year 1847 by Wurtz,¹ who obtained it by decomposing the pentachloride with the requisite quantity of water :



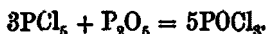
The best method of preparing this substance is the one proposed by Gerhardt;² namely, by heating dried oxalic acid with phosphorus pentachloride when the following reaction takes place :—



Instead of oxalic acid, boracic acid may be employed, thus :—



Pure phosphorus oxychloride may also be easily obtained by heating the pentachloride and the pentoxide together in sealed tubes in the proportion of 3 molecules of the former to one molecule of the latter :³



¹ *Ann. Chim. Phys.* [3] xx, 472.

² *Ann. Chim. Phys.* [3] xlv, 102.

³ Gerhardt and Chiozza, *Ann. Chem. Pharm.* lxxxvii, 290.

The same compound is also obtained by distilling phosphorus pentoxide with common salt :¹



Phosphorus oxychloride is also formed as a product of decomposition in the preparation of many acid chlorides. Several examples of this mode of formation have already been mentioned and many more will have to be described.

Phosphorus oxychloride is a colourless mobile liquid boiling at 107°·2 and having a specific gravity of 1·7118 at 0° (Thorpe). When strongly cooled it solidifies in the form of tabular or needle-shaped crystals which melt at -1·5 (Geuther and Michaelis). It fumes strongly in the air and has a very penetrating and acrid smell resembling that of phosphorus trichloride. According to Cahours the specific gravity of the vapour is 5·334. The oxychloride when thrown into water sinks down, slowly dissolving, however, with the formation of phosphoric and hydrochloric acids :

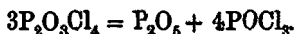


When brought in contact with many metallic chlorides it forms crystalline double compounds.

PYROPHOSPHORYL CHLORIDE, $\text{P}_2\text{O}_3\text{Cl}_4$.

305 If we imagine the four hydroxyl-groups in pyrophosphoric acid, $\text{H}_4\text{P}_2\text{O}_7$, to be replaced by chlorine, pyrophosphoryl chloride is formed. It was first prepared by Geuther and Michaelis,² by the action of nitrogen peroxide on phosphorus trichloride. The reaction which takes place in this case is a somewhat complicated one, nitrogen, nitrosyl chloride, phosphoryl chloride, and phosphorus pentoxide being formed.

The pyrophosphoryl chloride is a colourless strongly fuming liquid boiling between 210° and 216° and then undergoing partial decomposition into pentoxide and common oxychloride :



At 7° the specific gravity of the liquid is 1·78, it decomposes violently in contact with water without sinking in it, and in this decomposition orthophosphoric acid and not pyrophosphoric

¹ Kolbe and Lautemann, *Ann. Chem. Pharm.* cxiii. 240.

² *Ber. Deutsch. Chem. Ges.* iv. 766.

acid is formed. When it is treated with pentachloride of phosphorus, phosphoryl chloride is produced :



METAPHOSPHORYL CHLORIDE, PO_2Cl .

306 This body is derived from metaphosphoric acid by the replacement of the one hydroxyl group by chlorine. It appears to be produced when phosphorus pentoxide and the oxychloride mixed in the right proportions, are heated to 200° . A thick syrupy mass is formed which is probably the meta-compound (Gustavson) :



PHOSPHORUS OXYBROMIDE, OR PHOSPHORYL BROMIDE.

$POBr_2$. Vapour Density = 144.08.

307 This body is formed by the action of a small quantity of water upon the pentabromide, but it is best prepared by distilling pentabromide of phosphorus with oxalic acid (Baudrimont). This substance forms a mass of flat tabular crystals which have a specific gravity of 2.822 (Ritter), melt at 46° and boil at 195° . Water decomposes the oxybromide into phosphoric and hydrobromic acids.

PHOSPHORYL BROMOCHLORIDE. $POBrCl_2$. Vapour Density = 99.2.

308 When phosphorus trichloride is allowed to fall drop by drop into absolute alcohol, $C_2H_5(OH)$, the first action that takes place is the formation of the compound $(OC_2H_5)_2PCl_2$. This body is decomposed by the addition of bromine into ethyl bromide, C_2H_5Br , and phosphorus oxybromochloride, $POBrCl_2$. This latter compound is a highly refractive liquid, boiling at 136° and having at 0° a specific gravity of 2.049 (Menschutkin). When the liquid is cooled it solidifies in the form of tabular crystals melting at 11° , and probably isomorphous with the crystals of phosphoryl chloride and phosphoryl bromide (Geuther and Michaelis).

PHOSPHORUS AND SULPHUR.

309 These two elements form two distinct series of compounds which differ essentially in their properties and therefore may be distinguished by the names of phosphides of sulphur and sulphides of phosphorus. These bodies were first carefully investigated by Berzelius.¹

PHOSPHIDES OF SULPHUR.

These compounds are formed when the two constituent elements are brought together under warm water. Each exists in two distinct modifications.

SULPHUR TETRAPHOSPHIDE, SP_4 .

This body is easily obtained by melting together the two elementary substances, mixed in the right proportions under water. Thus obtained it forms a heavy colourless oily transparent liquid which at low temperatures solidifies to a fine crystalline mass. It fumes in the air and smells like phosphorus; it is very inflammable and can only be distilled in an atmosphere free from oxygen. When the solution is mixed with anhydrous sodium carbonate it changes into a solid modification forming a deep red powder. This modification when heated in a current of hydrogen volatilizes without melting and condenses again as a colourless liquid.

SULPHUR DIPHOSPHIDE, SP_2 .

In order to prepare this compound, sulphur and phosphorus are melted together under water in the proportion of one atom of the former to two atoms of the latter. A thick yellow disagreeably-smelling liquid is obtained which can be distilled in an atmosphere free from oxygen. It fumes in the air, is luminous in the dark, and solidifies to a solid mass of small crystals when exposed to cold. When the liquid compound is heated with precipitated dried sulphide of manganese, a yellowish green compound is formed, and this, when decomposed by hydrochloric

¹ *Pogg. Ann.* lix. 76, 463, 593.

acid, yields sulphuretted hydrogen and chloride of manganese, whilst a solid modification falls down in the form of a reddish yellow powder. This substance is very inflammable, and when heated in absence of air undergoes a change, passing back into the liquid modification.

These two liquid phosphides of sulphur dissolve sulphur and phosphorus in large quantity.

SULPHIDES OF PHOSPHORUS.

310 These compounds are solid bodies formed when phosphorus and sulphur are gently heated together, the reaction being accompanied by the evolution of heat. If common phosphorus is employed for this purpose violent explosions may occur, and hence it is advisable to employ amorphous phosphorus. Even in the latter case, when finely divided sulphur, such as flowers of sulphur, is employed, the reaction is often very violent, and for this reason the sulphides of phosphorus are best prepared by mixing the necessary quantity of amorphous phosphorus with small lumps of roll sulphur. The mixture is effected in a flask, the cork loosely placed in, and the flask then heated on a sand bath by means of a Bunsen flame, until the reaction begins when the flame is removed. After the flask has cooled it may be broken to obtain the solid mass which is then preserved in dry well-closed bottles (Kekulé).

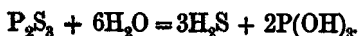
PHOSPHORUS SESQUISULPHIDE, P_4S_3 .

This compound is obtained as a yellow mass, crystallizing from solution in carbon disulphide or phosphorus trichloride in the form of rhombic prisms. It melts at 142° , forming a reddish liquid, which boils between 300° and 400° . When heated in a current of carbon dioxide it sublimes at 260° and condenses to form crystals, which appear to belong to the regular system. It is very easily inflammable and is slowly decomposed in contact with boiling water with formation of sulphuretted hydrogen, phosphuretted hydrogen, and phosphorous acid:—



PHOSPHORUS TRISULPHIDE, P_2S_3 .

The trisulphide forms a greyish-yellow crystalline mass which melts at about 290° (Lemoine); it is decomposed by water into sulphuretted hydrogen and phosphorous acid; thus:—

PHOSPHORUS PENTASULPHIDE, P_2S_5 .

This body closely resembles the one last described. It melts on heating and boils at 530° (Hittorf), forming a brown-coloured vapour, whose density according to Victor Meyer is 7.65. Water decomposes this substance as follows:—



Phosphorus pentasulphide is often used in making organic preparations for the purpose of replacing oxygen in organic compounds by sulphur. Thus, for instance, if common alcohol, C_2H_5OH , be heated with this body, thioalcohol or mercaptan, C_2H_5SH , is formed.

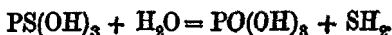
PHOSPHORUS DODECASULPHIDE, P_2S_{12} .

This compound is obtained in well formed crystals by dissolving one atom of sulphur in one molecule of liquid disulphur diphosphide, and allowing the mixture to cool. The crystals which form are similar to those of rhombic sulphur, and may be melted and distilled without decomposition. If an excess of sulphur be employed in this preparation, the same compound is formed, but the mixture must not be heated above 100° otherwise violent explosions occur.

THIOPHOSPHORIC ACID, H_3PSO_3 .

311 This substance may be regarded as phosphoric acid, in which one atom of sulphur replaces one atom of oxygen. It is, however, not known in the free state. The sodium salt, Na_3PSO_3 , is produced when the chloride (described below) is heated with caustic soda. The salt forms distinct crystals which have an alkaline reaction, and are decomposed by the weakest acids, the thiophosphoric acid which is thus liberated being at once

decomposed into sulphuretted hydrogen and phosphoric acid; thus:—



THIOPHOSPHORYL CHLORIDE PSCl_3 . Vapour Density = 84.5.

312 This compound, oxychloride of phosphorus in which the oxygen has been replaced by sulphur, is best obtained by acting upon pentachloride of phosphorus with phosphorus pentasulphide (Weber):



It is a colourless mobile strongly refracting liquid, which fumes strongly in the air, possesses a powerful pungent odour, boils at 125° , and has a specific gravity at 0° of 1.16816 (Thorpe). The specific gravity of the vapour according to Cahours is 5.878 at 298° . It is decomposed by water into hydrochloric acid and thiophosphoric acid, which is then further decomposed as described above.

THIOPHOSPHORYL BROMIDE, PSBr_3 .

313 According to Baudrimont this body is obtained by distilling the tribromide of phosphorus with flowers of sulphur. It is however best prepared by dissolving equal parts of sulphur and phosphorus in carbon disulphide, and adding gradually to the well-cooled liquid eight parts of bromine. On distillation the carbon disulphide first comes over and then the thio-bromide. This is purified by shaking it up several times with cold water; a hydrate is formed in this way having the composition $\text{PSBr}_3 + \text{H}_2\text{O}$, and this on being warmed to 35° separates into its constituents. The anhydrous compound is obtained by the evaporation of the solution in carbon disulphide as a yellow liquid, which, when touched by a solid body, at once solidifies to a crystalline mass. This compound can also be obtained in the crystalline state from solution in phosphorus tribromide, when it separates out in regular octohedra, having a yellow colour and melting at 38° . When heated with water it is slowly decomposed, and on distillation is resolved partly into sulphur and into a compound, $\text{PSBr}_3 + \text{PBr}_3$, which boils at 205° .¹

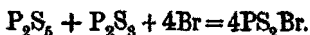
¹ Michaelis, *Ann. Chem. Pharm.* clxiv. 9.

PYROPHOSPHORYL THIOBROMIDE, $P_2S_3Br_4$.

314 This compound, the sulphur analogue of pyrophosphoryl chloride, is obtained by pouring carbon disulphide over phosphorus trisulphide and adding to it, drop by drop, a solution of bromide in carbon disulphide.¹ It forms an oily light yellow liquid which fumes in the air, has an aromatic and pungent smell, and on heating decomposes into the ortho compound and phosphorus pentasulphide; thus:—



In the preparation of this compound a thick yellow oily liquid is formed, which can be easily separated from the foregoing compound, inasmuch as it does not dissolve in ether. This substance appears to be *metaphosphoryl bromide*, PS_2Br . Its formation may be explained by the presence of a small quantity of pentasulphide in the above reaction, and this together with the trisulphide and bromide gives the meta-compound:—

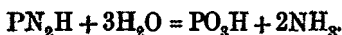


PHOSPHORUS AND NITROGEN.

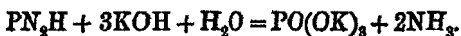
PHOSPHAME, PN_2H .

315 When dry ammonia is passed over phosphorus pentachloride as long as it is absorbed and the product heated in absence of air until no further sublimation of sal-ammoniac takes place, phosphame remains behind as a light white powder (Liebig and Wöhler).

Phosphame is insoluble in water, and does not melt even at a red heat. Heated in the air it evolves white fumes, undergoing a slow oxidation. If it be moistened and then heated, metaphosphoric acid and ammonia are formed; thus:—



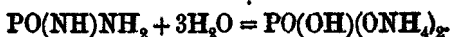
When fused with caustic potash it decomposes with evolution of light and heat; thus:—



¹ Michaelis, *Loc. cit.*

PHOSPHAMIDE. $\text{PO}(\text{NH})\text{NH}_2$.

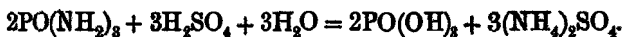
316 When the solid mass obtained by the action of ammonia on phosphorus pentachloride is treated with water, sal-ammoniac dissolves out, leaving phosphamide behind as a white powder. The substance is insoluble in water; it is, however, slowly decomposed by boiling water into acid ammonium phosphate:—

PHOSPHORYL TRIAMIDE. $\text{PO}(\text{NH}_2)_3$.

317 This compound is the amide of phosphoric acid, and is derived from it by the substitution of 3 of the monad amido group NH_2 for 3 of hydroxyl. It is obtained by the action of ammonia on phosphorus oxychloride:—



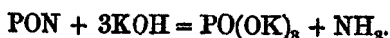
In order that the reaction may be complete the solid mass must from time to time be well pulverized, and sal-ammoniac then removed by solution in water. The triamide is a white amorphous powder unacted upon by boiling water or caustic potash solution, but decomposed into phosphoric acid and ammonia when it is treated with sulphuric acid:—



When fused with caustic potash it yields ammonia and potassium phosphate.

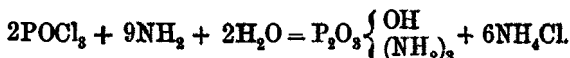
PHOSPHORYL NITRIDE. PON .

318 This compound is obtained when either of the two preceding compounds is heated to redness in absence of air. It is a white amorphous powder melting at a red heat, and solidifying again to a glassy mass. It is not acted upon by nitric acid, and when fused with caustic alkalis, it forms ammonia and potassium orthophosphate:—

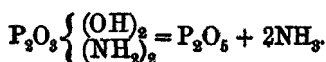
PYROPHOSPHOTRIAMIC ACID. $\text{P}_2\text{O}_3 \left\{ \begin{array}{l} \text{OH} \\ (\text{NH}_2)_3 \end{array} \right.$

319 This substance, which may be considered to be pyrophosphoric acid having 3 of the hydroxyls replaced by NH_2 , is

obtained by passing ammonia into phosphorus oxychloride without cooling it, and boiling the product with water:—



This substance is an amorphous tasteless powder, which on long boiling with water decomposes into ammonia and *Pyrophosphodiamic acid* $\text{P}_2\text{O}_3 \left\{ \begin{array}{l} (\text{OH})_3 \\ (\text{NH}_2)_3 \end{array} \right.$ —an amorphous mass soluble in water, which on heating undergoes the following decomposition:—

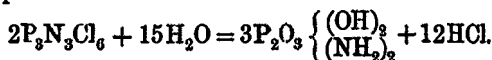


Continued boiling with water converts it into *Pyrophosphamic acid*, $\text{P}_2\text{O}_3 \left\{ \begin{array}{l} (\text{OH})_3 \\ \text{NH}_2 \end{array} \right.$, which on further treatment in the same way forms acid phosphate of ammonia and phosphoric acid (Gladstone and Holmes).

NITROGEN CHLOROPHOSPHIDE. $\text{P}_3\text{N}_3\text{Cl}_6$.

Vapour density = 175.06.

320 This compound is formed by distilling the product of the action of ammonia on phosphorus pentachloride (Liebig and Wöhler). It may also be obtained by distilling a mixture of 1 part of phosphorus pentachloride and 2 parts of sal-ammoniac. It sublimes in thin transparent six-sided tables which belong to the rhombic system, melting at 110° and boiling at 240° (Gladstone). The specific gravity of the vapour, according to Liebig and Wöhler, is 12.05. It is insoluble in water, but is decomposed slowly by it with formation of pyrophosphodiamic acid:—



THIOPHOSPHORYL TRIAMIDE. $\text{PS}(\text{NH}_2)_3$.

321 This compound is formed together with sal-ammoniac by the action of ammonia upon phosphorus thiochloride. It exists as a white amorphous mass, which on heating undergoes decomposition, and is readily converted by hot water into ammonium thiophosphate $\text{PS}(\text{ONH}_4)_3$.

ARSENIC. As = 74.9. Vapour density = 149.8.

322 The yellow and red sulphides of arsenic, now termed orpiment and realgar, were known to the ancients, although they did not distinguish between them. Aristotle gave to them the name of *σανδαράχη*, and Theophrastus mentioned them under the name of *ἀρσενικόν*.

White arsenic or the trioxide As_2O_3 is first distinctly spoken of by Geber, who states that he obtained it by roasting the sulphide of arsenic. The later alchemists were all acquainted with these substances. Thus, for instance, Basil Valentine describes them as follows: "In its colour the arsenicum is white, yellow, and red; it is sublimed by itself without any addition, and also with addition according to manifold methods."

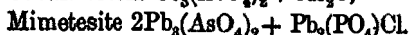
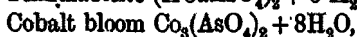
The alchemists made use of arsenic especially for the purpose of colouring copper white (see p. 7). The change thus brought about was believed to be the beginning of a transmutation, although Albertus Magnus was aware that on strongly heating the alloy, the arsenic is volatilized. He describes this fact in his work "*De rebus metallicis*" as follows: "Arsenicum aeri conjunctum penetrat in ipsum, et convertit in candorem; si tamen diu stet in igne, aes exspirabit arsenicum, et tunc redit pristinus color cupri, sicut de facile probatur in alchymicis."

That a metal-like substance is contained in white arsenic was probably known to Geber, but Albertus Magnus was the first to state this distinctly: "Arsenicum fit metallinum fundendo cum duabus partibus saponis et una arsenici." Metallic arsenic was considered by the later alchemists and chemists to be a bastard or semi-metal, and was frequently termed *arsenicum rez*. It was, however, Brandt who in the year 1773 first showed that white arsenic is a calx of this substance. After the overthrow of the phlogistic theory the views concerning the composition of white arsenic were those which are now held, namely, that it is an oxide of the elementary substance.

Arsenic occurs in the free state in nature. It usually occurs in mammillated or kidney-shaped masses, which readily split up into laminae. Occasionally, however, native arsenic is met with in distinct crystals. It occurs in large quantity at Andreasberg in the Harz, in Joachimsthal in Bohemia, at Freiberg in Saxony, and at Newhaven in the United States.

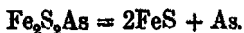
Arsenic occurs much more commonly in a state of combination

in many ores and minerals, of which the following are the most important: arsenical iron, FeAs_2 ; tin white cobalt $(\text{CoNiFe})\text{As}_2$; arsenical nickel, NiAs ; arsenical pyrites or mispickel, $\text{Fe}_2\text{S}_7\text{As}$; realgar, As_2S_2 , and orpiment, As_2S_3 . Less frequently we find white arsenic or arsenic trioxide As_2O_3 , and several salts of arsenic acid, such as



Small quantities of arsenic also occur in many other minerals. Thus, for instance, it is contained in almost all specimens of iron pyrites so that it is often found in the sulphuric acid which is manufactured from pyrites, and in the various preparations for which this acid serves. Especially remarkable is the occurrence of arsenic in almost all mineral waters, in which of course it is only contained in traces (Will, Fresenius). Similarly it has been detected in sea-water.

323 Preparation.—The arsenic occurring in commerce is either the natural product, which is never quite pure but contains iron and other metals mixed with it, or, more generally, that obtained by heating arsenical pyrites in earthenware tubes in a furnace. These tubes are 1 metre in length and about 32 cm. wide. In the open end of this earthenware tube another is placed, made of sheet iron, about 20 cm. long, so that half of the iron tube is inside the earthenware one. The arsenic sublimes into the iron tube, from which it is obtained by unrolling the sheet iron. Prepared by this process, arsenic forms a compact, brittle, crystalline mass having a strong metallic lustre. The decomposition which takes place is represented by the equation:—



In order to purify the commercial arsenic it is sublimed with the addition of a small quantity of powdered charcoal. On the small scale, arsenic may be purified by introducing the mixture into a glass flask which is then placed in a large crucible, surrounded by sand and heated to redness. As soon as the sublimation begins, a loosely-fitting stopper of chalk is placed in the neck of the flask, a second crucible is placed over the first, and the whole heated until the arsenic is sublimed into the upper portion of the flask. In this way we obtain

rhombohedral crystals of arsenic which have a bright metallic lustre and are isomorphous with tellurium and antimony (Mitscherlich).

324 Properties.—Arsenic has a steel-grey colour. Its specific gravity at 14° is 5.727, and its specific heat 0.083 (Wüllner and Bettendorf). If pure arsenic is quickly sublimed in a stream of hydrogen gas it is deposited in the neighbourhood of the heated portion of the tube in crystals, but, at a little distance, it separates out as a black glittering mass, and, still further on, it is deposited as a grey powder. The two last modifications of arsenic are both amorphous and have a specific gravity of 4.710. When heated to 360° they are both transformed into the crystalline variety.

It was formerly supposed that arsenic could not be melted, for when heated under ordinary circumstances it passes at once from the solid to the gaseous state. Landolt¹ has, however, shown that under an increased pressure it can be melted. On cooling, the fused mass forms a dense crystalline solid which has, at 19°, a specific gravity of 5.709. Its melting point lies between those of antimony and silver (Mallet).

The vapour of arsenic is of a lemon yellow colour and smells disagreeably of garlic. It is, however, still uncertain whether this smell is due to the element itself, or to a low oxide which has not yet been isolated. The specific gravity of the vapour at 860° was found by Deville and Troost to be 10.2. Hence the molecule of this substance, like that of phosphorus, consists of 4 atoms.

Arsenic oxidizes somewhat rapidly in moist air at the ordinary temperature, becoming covered with a blackish-grey coating. Heated in oxygen it burns with a bright white flame, forming the trioxide, which is also produced when arsenic is heated in the air; at the same time the alliaceous smell of its vapour is perceived. In the act of combination with oxygen, 1 gram of arsenic evolves, according to Thomsen, 2062 thermal units, whilst by its combination with chlorine, in which gas finely powdered arsenic takes fire spontaneously, it evolves according to Andrews 994 thermal units. It is easily oxidized by nitric acid, and also by concentrated sulphuric acid with evolution of sulphur dioxide. It combines with various non-metals, and with most of the metals. It stands in such close proximity to the latter class of elements, especially in its

¹ *Jahrbuch f. Min.* 1850, 733.

physical properties, such as lustre, specific gravity, &c., that some chemists have placed it amongst them. Metallic arsenic is chiefly used for the purpose of hardening lead in the manufacture of shot.

Arsenic and almost all its soluble compounds are exceedingly poisonous, so that it becomes a matter of great importance to the chemist to be well acquainted with the methods by which the smallest quantities of this substance may be detected with absolute certainty. The methods for the detection of arsenic will be subsequently described.

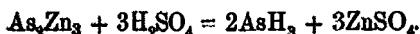
ARSENIC AND HYDROGEN.

These two elements unite to form a gaseous compound AsH_3 , and a solid compound As_2H_2 .

HYDROGEN ARSENIDE, OR ARSINE. AsH_3 . Density = 38.95.

325 The existence of this gas was first noticed by Scheele in 1775 on treating a solution of arsenic acid with zinc. He found that the gas thus evolved deposited white arsenic on burning, and explained this as being due to the fact that the inflammable air had dissolved some arsenic. Proust showed in 1799 that the same gas is given off when arsenious acid and dilute sulphuric acid are brought together in the presence of zinc, and also when sulphuric acid is allowed to act on arsenical metals. The gas which is thus given off is a mixture of hydrogen and arsine.

In order to prepare the hydrogen arsenide in the pure state, zinc arsenide, As_2Zn_3 , must be decomposed by dilute sulphuric acid,¹ thus :—



Zinc arsenide is obtained by heating zinc and arsenic together in a closed crucible, when heat enough is evolved to melt the mass. The greatest care must be taken in the preparation of this gas, as it is extremely poisonous, a quantity no larger than one bubble having been known to produce fatal effects. Gehlen lost his life in this way in the year 1815.

Arseniuretted hydrogen, as the gas was formerly called, is also formed by the electrolysis of arsenious and arsenic acid (Bloxam).

¹ Soubeiran, *Ann. Chim. Phys.* [2], xliii. 407.

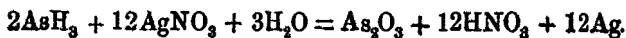
326 Properties.—Arseniuretted hydrogen has a very peculiar and disagreeable smell, and, according to Dumas, possesses a specific gravity of 2.695. It liquefies at -40° (Stromeyer), but it does not solidify when cooled to a temperature of -110° . It burns with a pale bluish flame, emitting dense clouds of the trioxide. If a cold piece of white porcelain be held in the flame, metallic arsenic is deposited as a brown or black shining mirror, and when the gas is passed through a glass tube which is heated in one or in several places by means of a gas flame, the arsenic is deposited near the heated portions of the tube in the form of a bright shining mirror.

Whenever hydrogen is evolved by means of an acid from any liquid containing arsenic in solution, traces of arseniuretted hydrogen are evolved. This may be easily detected either by the smell or by the above-mentioned reactions, which are of such delicacy that 0.01 mgrm. ($\frac{1}{1000}$ of a grain) can be with certainty recognised (Otto).

Hydrogen is evolved during the growth of mould and of certain fungi, and it is possible that if arsenic compounds are present where such growths are going on, arseniuretted hydrogen may be evolved.¹ This may, perhaps, explain the evil effects noticed when arsenical wall-papers are employed.² At the same time it must be remembered that in these cases arsenic doubtless finds its way into the system in the form of dust, which in such rooms invariably contains it.

When arseniuretted hydrogen is led over heated oxide of copper, water and copper arsenide are formed. In this way arseniuretted hydrogen can easily be determined quantitatively. When metals such as tin, potassium, or sodium are heated in the gas the arsenides of the metals are formed, free hydrogen, which occupies $1\frac{1}{2}$ times the volume of the original arseniuretted hydrogen, being generated. When potassium and sodium are heated in the gas, the compounds AsK_3 and AsNa_3 are formed. When decomposed by dilute acids these substances yield arseniuretted hydrogen which is purer than that obtained from zinc arsenide (Janowsky).

Arseniuretted hydrogen when passed into a solution of a gold or silver salt precipitates the metal, the arsenic entering into solution in the form of trioxide:—



¹ Selmi, *Ber. Deutsch. Chem. Ges.* vii. 1642.

² Fleck, *Dingl. Polyt. Journ.* ccvii. 146.

The smallest quantity of arseniuretted hydrogen can, in this way, be detected by the precipitation of finely divided silver from the clear solution.

One volume of water absorbs about five volumes of the gas, and the solution on exposure to the air deposits arsenic. Chlorine decomposes arseniuretted hydrogen with great violence; bromine and iodine also act upon it less energetically.

SOLID HYDROGEN ARSENIDE. As_2H_2 .

327 This substance is formed as a brown silky mass when sodium arsenide, $AsNa_3$, is decomposed by water.¹ The brown powder produced by leaving the gaseous compound in contact with moist air, or by decomposing one part of arsenic and five of zinc by hydrochloric acid, which was formerly supposed to be this substance, has been shown to be nothing but the metal in a finely divided state.

ARSENIC AND CHLORINE.

ARSENIC TRICHLORIDE. $AsCl_3$. Vapour density = 90·5.

328 This is the only known compound of arsenic and chlorine. Glauber first prepared this substance; his work "*Furni novi philosophici*," published in the year 1648, contains the following receipt:—"Ex arsenico et auripigmento to distil a butter or thick oil. As has been described under antimony, so likewise from arsenicum or auripigmentum with salt and vitriol can a thick oil be distilled."

Preparation.—In order to prepare arsenic trichloride according to this plan, 40 parts of arsenic trioxide must be heated with 100 parts of sulphuric acid to the boiling point of water in an apparatus which is connected with a well-cooled receiver. Small pieces of fused chloride of sodium are then carefully thrown in. The decomposition which takes place is as follows:—



The water, which is formed at the same time, remains behind in combination with the sulphuric acid, whilst the trichloride distils over.

¹ Janowsky, *Ber. Deutsch. Chem. Ges.* vi. 226.

The same compound is easily obtained by passing dry chlorine over heated arsenic which burns to chloride of arsenic.

In order to purify it from excess of chlorine it must be rectified over some more arsenic.

Properties.—Arsenic trichloride is a colourless oily liquid and has a specific gravity at 0° of 2.205. It does not solidify at -29° and boils at 134° (Pierre), evolving a colourless vapour which has a specific gravity of 6.3 (Dumas). It is an extremely powerful poison, and evaporates in the air with the emission of dense white fumes. When arseniuretted hydrogen is led into the liquid, arsenic separates out (Janowsky); thus:—



When brought in contact with a small quantity of water, star-shaped crystalline needles of arsenic oxychloride, $\text{As}(\text{OH})_2\text{Cl}$ separate out (Wallace). In contact with a large quantity of water, it decomposes into arsenic trioxide and hydrochloric acid, and when the solution is distilled, arsenic trichloride comes over together with the vapour of water; this explains the fact that the hydrochloric acid prepared from arsenical sulphuric acid invariably contains arsenic. Arsenic trichloride absorbs dry ammonia, forming a solid compound having the composition $\text{AsCl}_3 + 3\text{NH}_3$ which dissolves in alcohol, being deposited from alcoholic solution in white crystals.¹

ARSENIC AND BROMINE.

ARSENIC TRIBROMIDE. AsBr_3 . Vapour Density = 157.8.

329 In order to prepare this compound, powdered arsenic is added to a solution of one part of bromine in two parts of carbon disulphide until the solution becomes colourless. Then bromine and arsenic are added alternately until the colour of the first disappears; the liquid is poured off clear, and the disulphide of carbon allowed to evaporate spontaneously.

Arsenic tribromide forms colourless deliquescent crystals which possess a strong arsenical odour (Nicklès), and melt at about 20°. It has a specific gravity of 3.66, and boils at 220°. By the action of water, it is decomposed in a similar way to the chloride.

¹ Wallace, *Phil. Mag.* [4] xvi. 358.

ARSENIC AND IODINE.

ARSENIC TRI-IODIDE. AsI_3 . Vapour Density = 227.3.

330 When arsenic and iodine are brought together they combine with considerable evolution of heat. For the purpose of preparing the tri-iodide a method is adopted similar to that employed for the preparation of the tribromide. It is obtained in the form of bright red hexagonal tables, which have a specific gravity of 4.39. It may also be prepared by passing hydriodic acid into arsenic trichloride when hydrochloric acid is evolved, and the iodide separates out in the form of crystals.

ARSENIC AND FLUORINE.

ARSENIC TRIFLUORIDE. AsF_3 . Vapour Density = 66.1.

331 This compound was obtained by Unverdorben¹ by distilling a mixture of four parts of arsenic trioxide and five parts of fluor-spar with ten parts of sulphuric acid. It is a transparent colourless liquid boiling at 63 ° and having a specific gravity of 2.73; it fumes strongly in the air, has a pungent and powerful odour, and when brought in contact with the skin produces serious wounds which only heal after a long time (Dumas.) It attacks glass, and is decomposed by water into arsenious and hydrofluoric acids. It is soluble in ammonia, which forms with this gas a crystalline compound.

Arsenic Pentafluoride is not known in the free state. Marignac obtained a double compound $\text{AsF}_5 + \text{KF}$ in colourless crystals by dissolving potassium arsenate in hydrofluoric acid.

OXIDES AND OXYACIDS OF ARSENIC.

Arsenic unites with oxygen in two proportions producing two acid-forming oxides, the composition of which corresponds to the oxides of phosphorus: viz.—

Arsenic Trioxide, As_2O_3 .

Arsenic Pentoxide, As_2O_5 .

¹ *Pogg. Ann.* vii. 316.

ARSENIC TRIOXIDE. As_2O_3 . Vapour Density = 197.7.

332 Arsenic trioxide has been known for a long time under the names of white arsenic and arsenious acid. In the writings of Basil Valentine the name Hüttenrauch, or furnace-smoke, is given to this substance because it is obtained by roasting arsenical pyrites, and is emitted during the process in the form of a white smoke which condenses to a white powder.

Arsenic trioxide is prepared on the large scale in many metallurgical processes by the roasting of arsenical ores. The vapours of the trioxide which are given off are condensed in long passages or chambers called poison chambers (Giftkanäle), or in towers termed poison-towers (Giftthürme) in the form of crude flowers of arsenic or poison-flour (Giftmehl). For the preparation of white arsenic, arsenical pyrites are usually employed. It is obtained as a by-product in the roasting of cobalt ores, which are employed in the manufacture of smalt. The crude sublimate obtained in the Freiberg mines contains about 75 per cent. of arsenic trioxide. Open roasters are now supplanting the muffle furnaces in which the operations were formerly conducted. The hearth of such a furnace is about four metres in length and about 2.8 metres in breadth, and in it 900 kilos of the ore can be roasted at once; four charges are made during the day, and the white powder which comes off collects in long underground passages of some 200 metres in length. Large quantities of white arsenic are manufactured in the Harz, and also in Devonshire and Cornwall. At the Great Devon Consols and other mines in England 400 tons are manufactured monthly by roasting tin-ore containing arsenical pyrites, and also the grey flue deposits of the tin mines. In the year 1872 in England no less than 5,171 tons of white arsenic were made.¹

Of late years Oxland's self-acting calciner has been much used for the manufacture of arsenic trioxide from the Cornish and Devonshire ores. This furnace consists of an iron tube, from three to six feet in diameter, and thirty feet long, set at an inclination of from half to one inch per foot, varying according to the nature of the ore. This tube is heated by a fire placed at its lower end, whilst at its upper it is placed in connection with the flues in which the white arsenic is deposited. The

¹ Phillips' *Metallurgy*, p. 463.

tube is made to revolve by suitable machinery at the rate of about one revolution in four minutes, and the crushed ore is admitted in a regular stream through a feed-pipe at the back end of the tube. Great economy of fuel is effected by this furnace; indeed, if properly worked with a good ore, the heat of combustion of the sulphur and arsenic is itself sufficient to carry on the process. One such cylinder turns out upwards of twenty-five tons of ore per diem, and the calcined product contains less than 0.5 per cent. of arsenic.

A part of the arsenic trioxide comes into the market in the form of a white crystalline powder, the rest in the form of arsenic-glass, or amorphous arsenic obtained from the powder by re-sublimation. For this purpose the arsenic powder which is not white enough to be sent into the market, in the German manufactories is placed in iron pots heated by a furnace and cylinders placed over them, in which the arsenic trioxide condenses in the vitreous form. The pots hold $4\frac{1}{2}$ cwt. of the crude arsenic trioxide, and this is sublimed in from ten to twelve hours. In order to produce a pure product two sublimations are necessary. In this operation care must be taken that a reduction to the state of metallic arsenic does not occur, as this not only colours the arsenic-glass of a dark tint, but is apt to form a fusible alloy with the iron of the pots, and thus to destroy them, and if this occurs the trioxide then falls into the furnace and escapes into the air, and this is a continual source of danger to the workmen employed in the operation. In England a common reverberatory furnace is used for the resublimation of the crude white arsenic, but, to prevent discolouration by smoke, either coke or anthracite is used (Phillips).

Properties.—Arsenic trioxide possesses no smell, but has a weak metallic, sweetish taste; it forms a colourless and odourless vapour, which, according to Mitscherlich, has a specific gravity of 13, corresponding to the molecular formula As_4O_6 . The vitreous modification of arsenic trioxide is translucent or transparent, and perfectly amorphous. Its specific gravity is 3.733. On heating, it melts without volatilization at a temperature of about 200° . When kept for any length of time it becomes opaque, being changed into a porcelain-like mass. This change is due to the passage from the amorphous or vitreous to the crystalline condition; the change commences at the outside of the mass, and gradually penetrates into the interior.

Arsenic trioxide is slightly soluble in water. It is deposited on cooling from a hot saturated solution in transparent regular octahedra. It is very much more soluble in hydrochloric acid than in water, and it may be easily obtained from the solution in the form of large crystals. It also occurs in this form as arsenic-bloom, being found together with native arsenic, having been formed by the oxidation of this substance. The naturally occurring crystals sometimes assume the form of octahedra and sometimes of tetrahedra. The specific gravity of octahedral arsenic trioxide is 3.689, and in its passage into the amorphous modification an amount of heat is evolved represented by 2,652 thermal units (Deville and Troost). When the crystals are deposited from hydrochloric acid solution, a bright and continuous luminosity is observed in the dark; this, however, does not occur on crystallizing a second time. Water and alcohol dissolve different quantities of the amorphous and of the crystalline varieties of the trioxide. Thus eighty parts of cold water dissolved nine parts of the crystalline modification, whilst one part of the amorphous variety dissolves in twenty-five parts of water (Bussy). One part of the crystallized trioxide requires 400 parts of absolute alcohol for solution, whilst the amorphous variety dissolves in ninety-four parts of alcohol (Girardin). A constant solubility of each variety at different temperatures cannot, however, easily be obtained, as the two modifications pass readily from one into the other. When the crystallized trioxide is heated it evaporates without melting, but, under an increased pressure, it melts and passes into the amorphous modification.

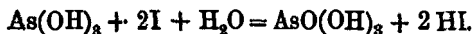
Arsenic trioxide also occurs in a third form in which it is found crystallized in rhombic prisms, first observed by Wöhler in a deposit from a cobalt roasting-furnace. Claudet found this same modification in a mineral occurring at San Domingo in Portugal, and hence this substance has received the name of Claudetite. According to Groth, the relations of the axes of this form are 0.3758 : 1 : 0.3500. This rhombic form of the trioxide occurs when a boiling solution of potash is saturated with the amorphous trioxide, and then the solution allowed to cool (Pasteur). Debray has observed that both crystalline forms may be obtained by heating the trioxide in a closed glass tube, half of which is heated to a temperature of 400°. On cooling, the lower part of the tube is found to contain glassy arsenic trioxide, the middle part rhombic crystals, and the upper part regular octahedral crystals.

Arsenic trioxide serves for the preparation of a large number of other arsenic compounds, especially of the acids of arsenic and their salts. It is also employed in the manufacture of arsenical-pigments; and it is likewise largely used in the manufacture of glass.

ARSENIOUS ACID, $\text{As}(\text{OH})_3$.

333 An aqueous solution of the trioxide has an acid reaction, and contains tribasic arsenious acid. This has, however, not been prepared in the pure state, although a large number of well-defined salts are known. The salts, which are very stable, are termed the *arsenites*. Of these there are several series known. The most important are: the ortho-arsenites, such as silver ortho-arsenite, Ag_3AsO_3 , and calcium ortho-arsenite, $\text{Ca}_3(\text{AsO}_3)_2$. Then we are acquainted with the metarsenites as potassium metarsenite, KAsO_2 ; besides these, other salts are known such as $\text{Ca}_3\text{As}_2\text{O}_6$, and some having a still more complicated constitution.

The arsenites of the alkali metals are soluble in water; those of the other metals insoluble, but easily dissolve in acids. A neutral solution of an arsenite produces with ferric chloride a reddish-brown precipitate, with silver nitrate a yellow precipitate, and with copper sulphate a grass-green precipitate. The last is soluble in caustic soda, and when the solution is boiled cuprous oxide, Cu_2O , is precipitated. Oxidizing agents convert arsenious into arsenic acid. Thus, for instance, all the elements of the chlorine group effect the change; thus:—



Hence, arsenious acid is often employed for the volumetric determination of chlorine, bromine, and iodine.

Arsenic trioxide and the soluble arsenites act as very powerful poisons, a dose of 0.06 gram (one grain) being very dangerous, but from 0.125 to 0.25 gram (two to four grains) almost always producing fatal effects unless speedily ejected from the system by vomiting, or at once rendered harmless by its precipitation as an insoluble compound. In small doses however, arsenic trioxide and the arsenites of the alkali metals, are largely used in medicine, especially in skin diseases, nervous complaints, and in intermittent fevers. Fowler's solution or the *liquor arsenicalis* of the pharmacopœia is made by dissolving eighty grains of

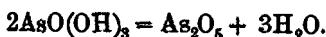
arsenious acid (arsenic trioxide) with the same weight of carbonate of potash, in one pint of water. The solution then contains four grains of arsenic trioxide in one fluid ounce.

It is a very singular fact that persons can accustom themselves to sustain the action of quantities of arsenic which if taken without preparation would certainly have proved fatal. Well-authenticated cases of such arsenic eating occur especially in Styria.¹ In one case, a woodcutter was seen by a medical man to eat a piece of pure arsenic trioxide weighing 4·5 grains, and the next day he crushed and swallowed another piece weighing 5·5 grains, living on the following day in his usual state of health. The reasons which the arsenic-eaters give for the practice, which is usually carried on in secret, is that it enables them to carry heavy weights with ease to great elevations. The workmen in the arsenic works also appear to possess the power of withstanding doses of arsenic which, given to ordinary persons, would produce fatal effects.

As an antidote against arsenic poisoning, sulphuretted hydrogen was formerly employed, but this substance does not act satisfactorily. Bunsen and Berthold proposed the best antidote for poisoning by arsenic, namely, freshly precipitated hydrated oxide of iron.² This converts the soluble arsenious acid or even an alkaline arsenite into the basic ferric arsenite insoluble in water and in the liquids of the stomach. The hydrated oxide should be freshly prepared, as when kept it becomes crystalline, and loses its power.

ARSENIC PENTOXIDE, As_2O_5 .

334 Arsenic is distinguished from phosphorus, which it otherwise closely resembles, inasmuch as when burnt in the air or in oxygen it oxidizes to the trioxide which does not directly combine with more oxygen. If, however, the trioxide be treated with an oxidizing agent in presence of water, arsenic acid, $AsO(OH)_3$, is formed, and this when heated to a temperature slightly below a red-heat, gives off water, and arsenic pentoxide remains behind as a white porous mass :—



If the substance be heated still more strongly, it melts and decomposes into arsenic trioxide and oxygen.

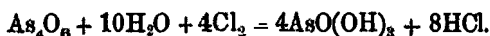
¹ Roscoe, "On the alleged Practice of Arsenic Eating in Styria."—*Memoirs of the Lit. and Phil. Soc. of Manchester*. 1860.

² *Das Eisenoxydhydrat, ein Gegengift der arsenigen Säure*. Göttingen. 1834.

The specific gravity of arsenic pentoxide is 3.734 (Karsten); it dissolves slowly, but to a considerable extent, in water, and deliquesces in moist air with formation of arsenic acid. It is easily reduced to the metallic state when heated in presence of charcoal, potassium cyanide, or other reducing agents.

ARSENIC ACID, $\text{AsO}(\text{OH})_3$.

335 Arsenic acid was first prepared by Scheele, in the year 1775, by dissolving arsenic trioxide in aqua regia, and also by acting with chlorine upon this oxide in the presence of water; thus —



Arsenic acid is also formed very readily when the trioxide is warmed with nitric acid, and this is the process which is employed for the manufacture of the substance on the large scale. Nitrous fumes escape, and pass, together with air, up a tower filled with coke where they meet a current of water; they are then oxidized to nitric acid which is condensed.

The arsenic acid as it appears in commerce is a thick very acid liquid, having a specific gravity of 2.0. It deposits, when cooled, transparent crystals having the formula $2\text{AsO}(\text{OH})_3 + \text{H}_2\text{O}$. These crystals melt at 100° , and give off water, the anhydrous *ortho-arsenic acid*, H_2AsO_4 , remaining behind as a crystalline powder. Arsenic acid possesses a very acid and unpleasantly metallic taste, and acts as a poison, though not so powerful a one as the trioxide.¹ The concentrated solution of the acid acts on the skin as a strong caustic. Heated to a temperature of 180° , it loses water, and hard glittering crystals of the *pyro-arsenic acid*, $\text{H}_4\text{As}_2\text{O}_7$, separate out. This on heating to 200° again loses water, a white crystalline mass of *meta-arsenic acid*, HAsO_3 , being left. The pyro- and the meta-acids both dissolve in water with evolution of heat, and are transformed at once into the ortho-acid. This property serves to distinguish these two varieties from the corresponding forms of phosphoric acid, both of which can be obtained in solution.

The specific gravity of aqueous solutions of arsenic acid of known strength is according to the experiments of Schiff,² as follows:—

¹ Wöhler and Frerichs, *Ann. Chem. Pharm.* lxx. 335.

² *Ann. Chem. Pharm.* cxiii. 183.

Specific Gravity.	Percentage of H_3AsO_4 .	Specific Gravity.	Percentage of H_3AsO_4 .
1.7346	67.4	1.1606	22.5
1.3973	45.0	1.1052	15.0
1.2350	30.0	1.0495	7.5

The Arsenates.—The salts of arsenic acid, or the arsenates, are isomorphous with the corresponding phosphates. Indeed, it was by the comparison of these two series of salts that Mitscherlich in the year 1819 was led to the discovery of the law of isomorphism. In their reactions, as well as in their general properties, both classes of salts exhibit great analogy. Thus the soluble arsenates, give with ammonia, chloride of ammonia, and a magnesium salt, a crystalline precipitate of $MgNH_4AsO_4 + 6H_2O$ corresponding exactly to the phosphorus compound, and when gently warmed with a solution of ammonium molybdate in nitric acid, the arsenates give a yellow precipitate similar to that obtained with a phosphate. They may, however, be distinguished from the latter class of salts, inasmuch as a neutral solution produces with silver nitrate a dark reddish-brown precipitate, and when acetate or nitrate of lead is added to a neutral solution, a white precipitate of lead arsenate $Pb_3(AsO_4)_2$ is obtained, and this when heated on charcoal before the blow-pipe is reduced to arsenic, which emits its peculiar garlic-like smell.

When a current of sulphuretted hydrogen gas is passed through a solution of arsenic acid or a solution of an arsenate acidified with hydrochloric acid, sulphur is at first deposited and arsenious acid is formed, which then is decomposed into arsenic trisulphide, As_2S_3 . This reaction takes place only slowly in the cold, but more rapidly when the solution is heated from 60° to 70° .

Being tribasic, arsenic acid forms three series of salts. Of the normal salts only those of the alkali-metals are soluble in water. Two series of acid-salts or hydrogen-salts also exist, such as Na_2HAsO_4 and NaH_2AsO_4 . The former of these salts when carefully heated yields sodium pyro-arsenate, $Na_4As_2O_7$, and the latter sodium met-arsenate, $NaAsO_3$. These salts can, however, only exist in the solid state, as when they are dissolved in water they are at once transformed into the ortho-compound.

Arsenic acid is used largely in commerce in the manufacture of aniline red; and its salts, especially the sodium arsenate, are employed to a great extent in the processes of calico-printing.

ARSENIC AND. SULPHUR.

Arsenic forms three definite compounds with sulphur, viz. :—

- Arsenic disulphide or realgar, As_2S_2 ;
 Arsenic trisulphide or orpiment, As_2S_3 ;
 Arsenic pentasulphide, As_2S_5 .

Of these, the last two correspond to the oxides, and act as acid-forming sulphides, giving rise to well-defined series of salts termed the thio-arsenites and the thio-arsenates.

ARSENIC DISULPHIDE, As_2S_2 .

336 This compound occurs native as realgar, crystallizing in oblique rhombic prisms belonging to the monoclinic system. These possess an orange-yellow colour, resinous lustre, and are more or less translucent; streak varying from orange yellow to aurora red. Specific gravity 3·4 to 3·6. Hardness 1·5 to 2·0. It occurs together with silver and lead ores at Andreasberg in the Hartz and other localities, and imbedded in dolomite at St. Gothard, and has been found in minute crystals in Vesuvian lavas. Strabo mentions the occurrence of "Sandaraca" in a mine in Paphlagonia.

When it is heated to 150° with a solution of sodium bicarbonate it dissolves in the liquid and afterwards separates out in the crystalline form (Sénarmont).

The red arsenic glass or ruby sulphur which occurs in commerce is an artificial disulphide of arsenic prepared in the various arsenic works. In Freiberg, arsenical pyrites and common pyrites are used for this purpose, mixed in such proportions that the mixture contains about 15 per cent. of arsenic and 27 per cent. of sulphur. Such a mixture is then sublimed in a furnace in which are placed twelve iron tubes. Each tube holds about thirty kilograms of the ore, and the charge is renewed every twelve hours. In order to give the product the right degree of colour it is again melted with sulphur.

Ruby sulphur is a red glassy mass, translucent at the edges. It does not possess a constant composition; the material manufactured at Freiberg contains generally 75 per cent. of arsenic and 25 per cent. of sulphur, and that made at

Reichenstein in Silesia is a mixture of ninety-five parts of disulphide with five parts of sulphur. This body was formerly much used as a pigment, and is still employed in the manufacture of the so-called Indian- or white-fire, which is a mixture of two parts of the disulphide with twenty-four parts of nitre, and burns with a splendid white light when ignited. The disulphide is also employed in tanning, being mixed with lime and employed for removing the hair from the skins.

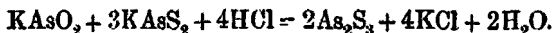
ARSENIC TRISULPHIDE, As_2S_3 .

337 This substance occurs in nature and is known under the name of *orpiment* (auri pigmentum) or the *yellow sulphide of arsenic*, and was known to Pliny as *arsenicum*. It crystallizes in translucent lemon-coloured rhombic prisms belonging to the monoclinic system, having a specific gravity of 3.46.

When sulphuretted hydrogen is passed through an aqueous solution of arsenic trioxide the liquid becomes of a yellow colour, but no precipitate is formed. If, however, a small quantity of hydrochloric acid be present, a beautiful yellow precipitate of arsenic trisulphide is at once thrown down. On heating this substance it melts to a yellowish red liquid which volatilizes without decomposition at a temperature of about 700°. Heated in the air it takes fire and burns with a pale coloured flame to arsenic trioxide and sulphur dioxide. It is soluble in a solution of the alkalis and their carbonates, an arsenite and a thio-arsenite being formed :—



When hydrochloric acid is added to the solution thus obtained, the whole of the arsenic is again precipitated as trisulphide :—



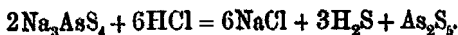
The sulphide of arsenic occurring in commerce is prepared by subliming a mixture of seven parts of pulverized arsenic trioxide with one part of sulphur, and it is really a mixture of arsenic trioxide with more or less sulphide of arsenic. The material thus prepared, which is very poisonous, from the excess of arsenic trioxide which it contains, was formerly much used as a pigment under the name of King's yellow, but it is now almost entirely superseded by the comparatively innocuous chrome yellow. The yellow sulphide of arsenic is also used in the arts

and manufactures, for instance in the printing of indigo colours; and a mixture of orpiment, water, and slaked lime, is used in the East under the name of Rusma as a depilatory, its action depending upon the formation of a hydrosulphide of calcium.

The thio-arsenites.—These salts, which are frequently termed the *sulpho-arsenites*, stand in the same relation to the trisulphide as the arsenites to the trioxide. They are formed by the combination of the trisulphide with the sulphide of a metal, and they may be arranged, like the arsenites, in different groups. Acids decompose them with precipitation of the trisulphide. The thio-arsenites of the alkali metals are soluble in water yielding yellow solutions; those of the other metals exist in the form of coloured precipitates.

ARSENIC PENTASULPHIDE, As_2S_5 .

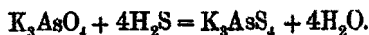
338 When sulphuretted hydrogen is passed through a solution of arsenic acid, a yellow precipitate is obtained which was formerly supposed to be the pentasulphide, but which is in fact a mixture of sulphur and the trisulphide. The pentasulphide can be obtained by fusing the trisulphide in the proper proportions with sulphur. It forms a yellow fusible mass, which can be sublimed without decomposition in absence of air. It is more readily obtained by acidulating a dilute solution of sodium thio-arsenate with hydrochloric acid (Fuchs):—



The thio-arsenates or *sulpharsenates* are formed by dissolving pentasulphide in a solution of the sulphide of an alkali-metal, or by treating the trisulphide with an alkaline polysulphide:—



They may be likewise obtained by the action of sulphuretted hydrogen on a solution of an arsenate:—



As will be seen by the above formula, both ortho- and meta-thio-arsenates exist, and we are likewise acquainted with di- or pyro-thio-arsenates such as $K_4As_2S_7$. The thio-arsenates of the alkaline metals are soluble in water, yielding yellow solutions, whereas the corresponding salts of the other metals form insoluble precipitates.

ARSENIC AND SELENIUM.

Certain compounds of arsenic and selenium containing sulphur at the same time have been prepared by von Gerichten.¹ These substances were obtained by fusing the components in the proper proportions. Thus *arsenic seleno-sulphide* AsSeS_2 is a red translucent mass which dissolves in the state of powder in ammonium hydrosulphide, yielding a brownish-red coloured solution. *Arsenic thio-selenide* AsSSe_2 is an opaque crystalline mass which can be distilled without decomposition, and dissolves in ammonium hydrosulphide, forming a deep yellow coloured solution.

ARSENIC AND PHOSPHORUS.

ARSENIC PHOSPHIDE, AsP .

339 When dry arseniuretted hydrogen is led into phosphorus trichloride, the above compound is precipitated in the form of a brownish-red powder. It is slightly soluble in disulphide of carbon, and is oxidized with ignition when acted upon by nitric acid. Heated in absence of air, it decomposes into its constituents, and when heated with an aqueous solution of an alkali it gives off arseniuretted hydrogen and phosphuretted hydrogen, leaving behind a residue of an arsenite and a phosphite.²

THE DETECTION OF ARSENIC IN CASES OF POISONING.

340 With a few exceptions, all the compounds of arsenic are more or less poisonous. Arsenic trioxide is a particularly powerful poison, and as this substance is largely used in the arts and manufactures, and likewise employed on a large scale as a rat- and vermin-poison, it is not difficult, in spite of legislative enactments respecting the sale of poisons (Sale of Poisons Bill), to obtain this body in quantity, and hence cases of accidental poisoning with this substance are not uncommon, and, in addi-

¹ *Deutsch. Chem. Ges. Ber.* vii. 29.

² *Janowsky, Ber. Deutsch Chem. Ges.* vi. 216.

tion, it is too frequently made use of for the express purpose of destroying human life.

In medico-legal investigations, in cases of poisoning by arsenic, whether it be in the contents of the stomach, in vomited matter, or in the several portions of the body itself, it is not sufficient for the toxicologist to ascertain with certainty the presence of arsenic. He is bound also to determine, with as great a degree of accuracy as is attainable, the absolute amount of this poison found in the body, in order that he may be able to give a distinct opinion as to whether the quantity is sufficient to produce fatal effects. Traces of arsenic are, as we have seen, widely distributed in nature. It is liable to occur, although in small quantities only, in various pharmaceutical and chemical preparations. Hence it is the first duty of the chemist who investigates such matters, to ascertain that the whole of the reagents employed as well as the apparatus used in his experiments are altogether free from arsenic. This is especially necessary, as hydrochloric and sulphuric acids, which are invariably employed for the investigation, are very apt to contain traces of arsenic; and inasmuch as arsenic is sometimes present in the glaze of certain kinds of porcelain. The operation which is conducted for the purpose of satisfying the experimenter as to the freedom of his apparatus and chemicals from arsenic is termed a *blind experiment*, and must be carried on with the same quantities of the same materials, and with the same kind of apparatus, side by side with the real experiment in which the substance supposed to contain the poison is examined.

In cases of poisoning with white arsenic, the quantity of the poison employed is almost always more than is necessary to produce death, and, as arsenic trioxide is very difficultly soluble in water, white particles may frequently be found either adhering to the coatings of the stomach and intestines, or found in




FIG. 160.

the vomit. These white particles must be carefully looked for by help of a lens, amongst the folds and in the inflamed portions of the stomach and intestines as well as in the contents of the stomach itself, and picked out with pincettes, washed with cold

water, dried, and then brought into a tube made of hard glass drawn out to a point of the form and size shown in Fig. 160. In the tube, above these dried white particles, a small splinter of ignited wood-charcoal is placed, and then this charcoal heated in the flame. As soon as this is red-hot, the tube, which is at first held in a horizontal direction, is gradually slanted, keeping the charcoal still heated in the flame, and



Fig. 161.

gradually brought into a nearly vertical position, so that at last the point of the tube becomes red-hot. The vapour of the trioxide then passes over the red-hot carbon and is reduced to the metal which is deposited in the form of a bright metallic mirror, shown in Fig. 161, on the part of the tube above the carbon. When cooled, the charcoal is shaken out, and the metallic arsenic is heated by itself so as to drive it up into the wider portion of the tube. If it be not present in large quantity,



Fig. 162.

it is wholly oxidized in the act of volatilization to the trioxide, which forms a white sublimate in the upper part of the tube, consisting, as may be seen with the lens, of small glittering octahedra, shown in Fig. 162. This is then dissolved in a small quantity of boiling water, and when the solution is cold, a perfectly neutral solution of silver ammonium nitrate is added. A yellow precipitate of silver arsenite is then formed:—



The trioxide may also be dissolved in warm hydrochloric acid and then sulphuretted hydrogen passed through the solution, when the yellow sulphide of arsenic is precipitated.

If no particles of undissolved arsenic trioxide can be found, the organic matter under investigation, which if it consists of the solid portion of the body must be cut up into small pieces, is brought into a retort provided with a well-cooled receiver and

containing fused common salt or pure rock salt. This mixture is then distilled with pure sulphuric acid, whereby arsenic trichloride is formed, and this substance volatilizes with the vapours of water and hydrochloric acid. In order that this operation should be successful, it is necessary that a smaller quantity of sulphuric acid should be added than that needed to decompose the whole of the salt. The cooled distillate is then treated with sulphuretted hydrogen, and the precipitate, consisting of impure sulphide of arsenic, is treated as hereafter described.

The above method can only be employed when the arsenic is in the state of arsenic trioxide, or as an arsenite. In order to ascertain with certainty whether arsenical compounds in general are present, the following method must be adopted. The organic matter contained in the substance must first be removed as completely as possible. For this purpose the best process to employ is that of Fresenius and Babo. The contents of the stomach, or solid portions of the stomach or other organs, obtained in as fine a state of division as possible by tituration in a mortar or by other means of mechanical division, are brought into a large porcelain dish and diluted with a quantity of water sufficient to make it into a thin paste. A volume of pure hydrochloric acid of specific gravity 1.12 is then added equal to that of the solid substance taken, and the mixture warmed on a water-bath, whilst every five to ten minutes from one to two grams of pure potassium chlorate is added, the water, as it evaporates, being from time to time renewed. This operation is continued until the whole assumes the form of a thin homogeneous yellow liquid. A few more grams of potassium chlorate are then added and the mass is heated until the smell of chlorine has completely disappeared. The solution is next filtered, and into the clear solution, heated to about 70°, a current of pure sulphuretted hydrogen is passed until it smells strongly of the gas. The saturated solution is then loosely covered, and allowed to stand in a warm place for twenty-four hours. If after this time the smell of sulphuretted hydrogen has disappeared, it must be treated a second time with the gas. As soon as the liquid, after standing, smells distinctly of sulphuretted hydrogen, the precipitate of impure arsenic trisulphide is collected on a filter, and the filtrate again treated with sulphuretted hydrogen in order to ensure the complete precipitation of the arsenic.

The precipitate, obtained according to one or other of these methods, invariably contains organic matter, and that obtained according to the last process may contain, in addition, the sulphides of other poisonous metals such as antimony, tin, lead, copper, mercury, &c. The precipitate is now washed, first with water containing sulphuretted hydrogen, and afterwards with pure water, and then treated with dilute ammonia, which dissolves the sulphide of arsenic, the organic matter, and traces of any sulphide of antimony which may be present. The filtrate is evaporated to dryness, and the residue placed in a small porcelain crucible, repeatedly moistened with pure concentrated nitric acid, and the solution evaporated to dryness. The pale yellow residue is then neutralized with a few drops of pure caustic soda, and the liquid obtained evaporated to dryness. The residue is next mixed with the requisite quantity of a finely powdered mixture of one part of sodium carbonate and two parts of sodium nitrate, and the mixture gently heated in a porcelain crucible until the mass fuses. The fused mass is treated with water, the soluble portion filtered off, and the residue washed with a mixture of equal parts of water and alcohol, when any antimony present remains behind as an insoluble sodium antimoniate. The mixed aqueous and alcoholic filtrates containing the arsenic are then evaporated, having been acidified with pure hydrochloric acid for the purpose of removing all traces of nitric and nitrous acids. The residue is boiled with water, diluted, and the solution then heated to 70° , and treated with sulphuretted hydrogen in the manner before described. The precipitate thus formed, after having been washed, is dissolved in dilute ammonia, the solution evaporated, and the residual sulphide of arsenic weighed. A very necessary point to attend to in these operations is that all the chemicals employed shall be free from chlorine, as otherwise some arsenic trichloride may be formed and volatilized. (Wöhler.)

The next operation is to convert the sulphide into metallic arsenic, in order to be positively certain that this substance is present. A portion of the weighed precipitate is evaporated with pure nitric acid, the solution obtained evaporated on the water-bath, and the dry mass dissolved in water. Metallic arsenic is best obtained from this solution, which of course contains arsenic acid, by employing the well-known reaction of Marsh.¹ Two forms of the apparatus employed for this purpose

¹ *New Edin. Phil. Journ.* 1826, p. 220.

are shown in Figs. 163 and 165. The first of these is a simple form usually employed in most laboratories, the second is one recommended by Otto. The first form requires no explanation, the second consists of a gas-generating flask (A) of 100-200 cbc. capacity, provided with a tube funnel (b) and a drying-tube (a), containing in the nearer part some plugs of cotton wool for the purpose of retaining any liquid




FIG. 163.

which may be mechanically carried over, and in the further portion some pieces of solid caustic potash for the purpose of drying the gas and withdrawing from it any traces of acid which may be carried over. The end of this tube is connected with a reduction tube (d), consisting of hard glass, of the diameter and thickness shown in Fig. 164, which may be drawn out at various points as shown in Fig. 163. The flask contains pure granulated zinc, together with some water. A cold mixture of one part of sulphuric acid and three parts of water is now gradually added by the funnel tube when the hydrogen is quickly evolved. As soon as the whole of the air has been driven out of the apparatus, the portion of the reduction tube nearest the flask is strongly heated by means of the flame for fifteen minutes, whilst the gas which escapes may be allowed to pass, by means of the tube bent at right angles, through a dilute solution of nitrate of silver. If, after the expiration of this time, the tube does not exhibit any dark mirror-like



FIG. 164.

deposit, and if the silver solution remains clear, the materials are free from arsenic. The solution under examination is then gradually added to the contents of the flask by means of the tube-funnel, and the reduction-tube is heated again, a little in advance of the first drawn-out portion, so that the arsenic is deposited in the narrow portion of the tube. As soon as a sufficient quantity has been formed a second portion of the tube is heated in the same way. In spite of the ignition of the tube, a certain quantity of undecomposed gas usually escapes, and the flame of the gas burning at the end assumes a pale lavender tint, and pieces of white porcelain when placed in the flame become covered with a dark coating of metallic arsenic.

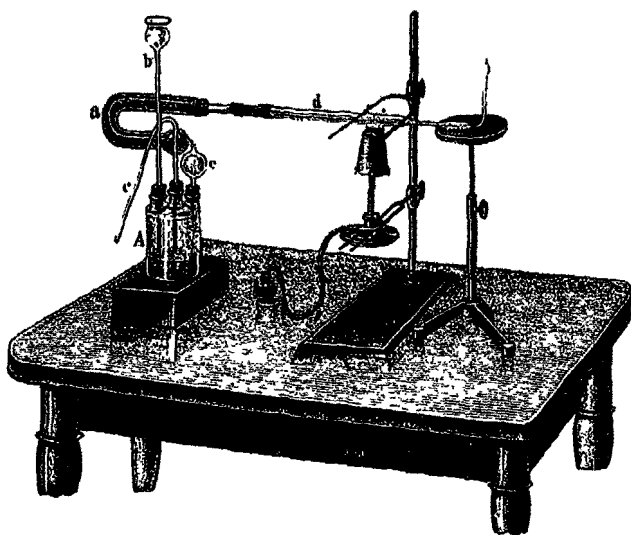


FIG. 165.

The gas escaping during the operation may preferably be passed through a dilute solution of silver nitrate, when the whole of the arseniuretted hydrogen is decomposed, silver being precipitated, and the arsenious acid remaining in solution. In order that this reaction should be carried on satisfactorily it is necessary that the hydrogen gas be evolved at a low temperature, for when the liquid becomes hot, sulphuretted hydrogen is formed, and this precipitates the arsenic as the insoluble sulphide of arsenic, thus withdrawing it from the reducing

action of the hydrogen. In addition to this neither nitrates, nitrites, chlorides, nor free chlorine must be present.¹

It has already been remarked that arsenic trioxide is employed largely for the manufacture of Scheele's green and Emerald green, and that arsenic acid is employed on a very large scale in the manufacture of the aniline colours. The employment of arsenical wall-papers is much to be deprecated, still more is the employment of the insoluble arsenical green for colouring light cotton fabrics, such as gauze, muslin, or calico, to be condemned. The colour is merely pasted on with size, and rubs off with the slightest friction.

For the purpose of detecting arsenic in wall-papers or cotton fabrics a very convenient test is that of Reinsch.² The colour is dissolved by hydrochloric acid, into this arsenical solution a small piece of bright copper foil or wire is brought, and this soon becomes dark coloured from the deposition on its surface of metallic arsenic. In order still further to prove the presence of arsenic the metallic copper is well washed with water, dried, and then strongly heated in a dry test tube. A portion of the arsenic is thus oxidized and volatilized, and the arsenic trioxide deposited as a white sublimate on the cold portions of the tube. This is then fully examined by the methods already described. This process, however, can only be employed when the quantity of arsenic present is considerable, inasmuch as the greater part of the arsenic remains behind in combination with the copper. The presence, however, of the minutest traces of arsenic can be ascertained with perfect certainty by Marsh's test.

BORON. B = 11.

341 Boron does not occur in nature in the free state, but is found combined with hydrogen and oxygen, forming boric or boracic acid, $B(OH)_3$, and its salts. Of these latter the most important are tincal or native borax, $Na_2B_4O_7 + 10H_2O$, boracite, $2Mg_3B_8O_{15} + MgCl_2$, and borocalcite, $CaB_4O_7 + 4H_2O$.

The name borax is found in the writings of Geber and other alchemists. It is, however, doubtful whether they understood by the word the substance which we now denote by it. Nothing

¹ For further particulars respecting the detection of arsenic, Fresenius's, *Quantitative Analysis* may be consulted.

² *Schw. Journ.* liii. 377.

satisfactory was known concerning the chemical nature of this salt for a long time. Homberg¹ first prepared boric acid from borax in the year 1702, and he termed it *sal sedativum*, for he was unacquainted with the composition of the acid. It was not till 1747-8 that Baron showed in two memoirs read before the French Academy that borax was a compound of *sal sedativum* and soda. After the establishment of the Lavoisierian system, the name boracic acid was given to *sal sedativum*, and it was then assumed that this acid contained an unknown element, for the isolation of which we are indebted to Gay-Lussac and Thénard,² as well as to Sir Humphry Davy,³ who about the year 1808 obtained elementary boron.

Boron occurs in two allotropic modifications: amorphous and crystallized.

Amorphous Boron.—This modification was obtained by Gay-Lussac by heating boron trioxide, B_2O_3 (obtained by the ignition of boric acid), with potassium in an iron tube. It is also obtained by mixing ten parts of coarsely-powdered boron trioxide with six parts of sodium, and bringing the mixture into a crucible already heated to redness, and covered with a layer of powdered chloride of sodium previously well dried. As soon as the reaction, which is very violent, has subsided, the mass is stirred with an iron rod until all the sodium has been oxidized, and then carefully poured into water acidified with hydrochloric acid. The soluble salts dissolve in the water, whilst the boron remains behind as an insoluble brown powder. This is then collected on a filter, and it must be very carefully dried, as it is easily oxidized and may take fire.

Amorphous boron is a dark brown powder which does not possess either smell or taste. It does not undergo any alteration in the air or in oxygen; nor does it melt even at a white heat, but may be fused when heated in the electric arc of 600 Bunsen elements. It is a non-conductor of electricity, and when freshly prepared and not strongly ignited is slightly soluble in water, imparting to it a yellow colour and being precipitated unchanged from its aqueous solution on the addition of acids or salts.

Crystallized or Adamantine Boron.—This substance was first obtained in the year 1856 by Wöhler and Deville.⁴ It can be

¹ *Crell. Chem. Archivs*, ii. 285.

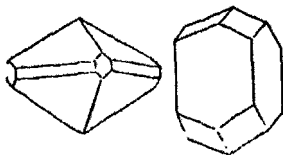
² *Recherches*, i. 269.

³ Decomposition of boracic acid, *Phil. Trans.* 1809 i. 75.

⁴ *Ann. Chem. Pharm.* ci. 113.

prepared by several processes. Thus, if amorphous boron be pressed down tightly in a crucible, a hole bored in the centre of the pressed mass, and a rod of aluminium dropped into the hole, and the crucible then heated to whiteness, the boron dissolves in the molten aluminium and separates out in the crystalline form when the metal cools. The aluminium is then dissolved in caustic soda, and thus the insoluble boron is left in large transparent yellow or brownish-yellow crystals. The same modification may be obtained in smaller crystals, which are often joined together in the form of long prismatic needles, by melting together boron trioxide and aluminium. In order to prevent the action of the oxygen of the air upon the fused mass, the crucible in which the operation is conducted must be placed inside a larger one and the space between them filled up with powdered charcoal. In this process, however, the boron takes up carbon to the amount of from 2 to 4 per cent. This carbon must be in the form of diamond carbon, inasmuch as the boron crystals containing this impurity are transparent, and more transparent the larger the percentage of carbon. In addition to carbon the boron thus prepared is found to contain a certain quantity of iron and silicon from the crucible used. These impurities can be removed by treatment with hydrochloric acid, and afterwards with a mixture of nitric and hydrofluoric acids. According to the recent experiments of Hampe,¹ the crystals of adamantine boron contain aluminium as well as carbon, and possess a constant composition which is represented by the formula $B_{48}C_2Al_3$.

In the preparation of crystalline boron the occurrence of certain graphite-like laminae has been observed. These were at one time supposed to be a third modification of boron until Wöhler and Deville² showed that they consist of a compound of boron and aluminium, having the formula AlB_2 .



FIGS. 166 AND 167.

According to W. H. Miller, boron crystallizes in monoclinic octahedra or prisms, shown in Figs. 166 and 167, which have a lustre and hardness exceeded only by that of the diamond, as they scratch both ruby and corundum. The specific gravity of this form of boron is 2.68. When heated in the air or in oxygen it ignites at the same temperature as the diamond does, and then does not oxidize throughout the mass, but becomes covered

¹ Liebig's *Ann.* clxxxiii. 75.

² *Ann. Chem. Pharm.* cxli. 268.

with a coating of the melted trioxide (Wöhler). Concentrated nitric acid exerts no action upon it, and even aqua regia attacks it but slowly. Boiling caustic soda solution likewise does not act upon it, but if it is fused with the solid alkali it dissolves slowly with formation of sodium borate and with evolution of hydrogen.

A hydride of boron, BH_3 , has lately been described by F. Jones.¹

BORON AND CHLORINE.

BORON TRICHLORIDE, BCl_3 . Vapour Density = 58.55.

342 Amorphous boron takes fire spontaneously when brought into chlorine gas with formation of boron trichloride,² and this


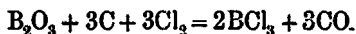


FIG. 168.

same body is formed, also with the evolution of light and heat, when hydrochloric acid gas is passed over amorphous boron (Wöhler and Deville). In order to prepare boron trichloride a current of dry chlorine gas is passed over a strongly heated mixture of boron trioxide and charcoal:—³



¹ *Chem. Soc. Journ.*, 1879, i. 41.

² Berzelius, *Pogg. Ann.* ii. 147.

³ Dumas, *Ann. Chim. Phys.* [2], xxxi. 436, and xxxiii. 376.

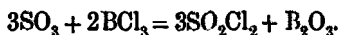
For the purpose of preparing boron trichloride by this method the arrangement represented in Fig. 168 is employed. It consists of a porcelain tube *a b* placed in a furnace, and containing an intimate mixture of fused boric acid and charcoal. The vapour of the volatile trichloride is admitted into a Y-shaped tube *c*, the lower limb of which is placed in a freezing mixture; this condenses the chloride, and the excess of chlorine passes away by the other limb. The temperature of the furnace must be high, as the reduction of the oxide in presence of chlorine only takes place at a bright red heat. In order to free the product from the excess of chlorine, the liquid is shaken with mercury, and the pure trichloride distilled off.

Boron trichloride is also obtained when the finely powdered trioxide is mixed with double its weight of phosphorus pentachloride, and heated in a sealed tube for three days at a temperature of 150°. The tube is well cooled, opened, first warmed in a water bath, and afterwards heated to redness, in order to drive off the last portions of the chloride which remain in combination with boron trioxide (Gustavson).

Boron trichloride is a colourless liquid boiling at 18.23, (Regnault). At 17° it has a specific gravity of 1.35. On heating in closed tubes it expands very rapidly, and yields a colourless vapour, which has a specific gravity of 4.065. Boron trichloride fumes strongly in the air, and is decomposed in contact with water into hydrochloric and boric acids. When brought together with small quantities of cold water it forms a solid hydrate, and this when ignited in a current of hydrogen decomposes into hydrochloric acid and amorphous boron. Boron trichloride can be distilled over sodium without undergoing decomposition, and zinc dust does not act upon it at temperatures below 200°. When the chloride and trioxide are brought together in the proportion of two molecules of the former to one of the latter, and the mixture heated in a closed tube to 150°, a white gelatinous mass is produced, from which half of the chloride is driven off at 100°, whilst the other half is not volatilized below a red heat. It would thus appear that an oxychloride is formed (Gustavson); thus:—



When boron trichloride is heated with sulphuric anhydride in a closed tube to 120°, sulphuryl chloride is formed (Gustavson):—



Ammonio Chloride of Boron $2\text{BCl}_3 + 3\text{NH}_3$. This substance is obtained as a white crystalline body, when ammonia gas is led into very well cooled boron trichloride. The compound can be sublimed without decomposition, but in contact with water it splits up into sal-ammoniac and ammonium borate (Berzelius).

BORON AND BROMINE.

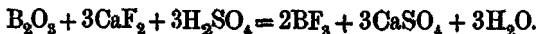
BORON TRIBROMIDE, BBr_3 . Vapour Density = 125·1.

343 This compound can be obtained by the direct union of the two elements, but it is best prepared by passing the vapour of bromine over a mixture of charcoal and boron trioxide and rectifying the product over mercury. It is a colourless, strongly fuming liquid, having a specific gravity of 2·69 and boiling at 90·5 (Wöhler and Deville). Its vapour is colourless, and has a specific gravity of 8·78. It behaves towards water and ammonia exactly in the same way as the chloride does.

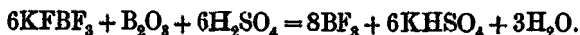
BORON AND FLUORINE.

BORON TRIFLUORIDE, BF_3 . Vapour Density = 34·25.

344 This gas was discovered in the year 1808 by Gay-Lussac and Thénard. They obtained it by heating a mixture of one part of boron trioxide with two parts of fluor spar, to whiteness in a gun barrel. It may be more easily prepared by heating the above mixture with twelve parts of strong sulphuric acid in a glass flask (J. Davy):—



Another method is to heat a mixture of potassium fluoboride and the trioxide with sulphuric acid (Schiff):—



The colourless gas evolved by any of these processes must be collected over mercury or by displacement, as it is dissolved and decomposed when brought into contact with water. It fumes strongly in the air, does not attack glass, possesses an intensely pungent odour, and has a specific gravity of 2·37 (J. Davy). It acts upon certain organic bodies by withdrawing from them the elements of water, and carbonizes them like sulphuric

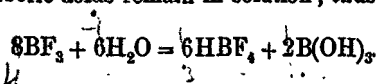
acid. Potassium and sodium burn very brilliantly when heated in the gas.

When equal volumes of ammonia and boron trifluoride are brought together, a compound BF_3NH_3 is produced. This is a white opaque solid which can be sublimed without alteration. If one volume of the fluoride be brought in contact with two or three volumes of ammonia, the gases condense and form colourless liquids having the composition $\text{BF}_3(\text{NH}_3)_2$ and $\text{BF}_3(\text{NH}_3)_3$. These substances lose ammonia on heating, and are converted into the solid compound (J. Davy).

Hydrated Boron Trifluoride.—No less than 700 volumes of boron trifluoride are absorbed by one volume of water. Great heat is evolved during the act of absorption, and the solution when saturated is an oily fuming liquid, having a specific gravity of 1.77, and acting as a powerful caustic like strong sulphuric acid. When the saturated solution is heated, about one-fifth of the absorbed gas is evolved, and a liquid which possesses approximately the composition represented by the formula $\text{BF}_3 + \text{H}_2\text{O}$, remains behind. This body boils between 165° and 200° , and undergoes partial decomposition, boric acid being formed. The specific gravity of the vapour shows that this compound is wholly dissociated in the gaseous condition.¹

FLUOBORIC ACID, HBF_4 .

345 When fluoride of boron is brought in contact with water, boric and fluoboric acids remain in solution; thus:—



This acid is also formed when aqueous hydrofluoric acid is saturated with boric acid (Berzelius). When the solution is allowed to evaporate, the foregoing hydrate is formed, and this may be considered to consist of a solution of boric acid in fluoboric acid.²

Fluoboric is a monobasic acid, and when brought into contact with bases, a series of salts termed the fluoborides is obtained (Berzelius). The same salts are formed by bringing together the acid fluoride of an alkali with boric acid. In this case the peculiar phenomenon presents itself of solutions which, to begin

¹ Basarow, *Deutsch. Chem. Ges. Ber.* vii. 824 and 1121.

² Basarow, *loc. cit.*

with, have a neutral reaction, becoming alkaline when they are mixed together. This is explained by the following equation:—



Most of the fluoroborides are soluble in water and crystalline. When these salts are heated trifluoride of boron is given off, and a fluoride remains behind.

OXIDES AND OXY-ACIDS OF BORON.

BORON TRIOXIDE, B_2O_3 , AND BORIC ACID.

346 Boron trioxide, the only known oxide of the element, is obtained when boron burns in the air, or in oxygen. It is, however, best prepared by heating boric acid to redness; thus:—



The fused molten mass thus obtained solidifies to a brittle glassy solid, having a specific gravity at 4° of 1.83. It is a very hygroscopic substance, uniting easily with water to form boric acid. It is not volatile at a red heat, but volatilizes when heated to whiteness. In consequence of its non-volatility, boron trioxide decomposes, at a red heat, all salts whose acids or corresponding oxides are volatile at a lower temperature, and thus carbonates, nitrates, sulphates, and other salts are converted into borates. Most metallic oxides dissolve in fused boron trioxide at a red heat, many of them imparting to the mass characteristic colours; hence this substance is much used in blowpipe analysis.

347 *Orthoboric Acid*, B(OH)_3 . This compound is formed by the union of the oxide with water. It was first prepared by the decomposition of borax by means of a mineral acid, and known under the name of Homberg's *sal sedativum*. In the year 1774 Höfer, a Florentine apothecary, observed the occurrence of this compound in the water of the lagoons of Monte Rotondo in Tuscany, and in 1815 a manufactory was erected on the spot for the purpose of obtaining boric acid from the water. The undertaking did not flourish until the year 1828, owing to the cost of fuel needed for the evaporation of the water containing the acid in solution. In that year Lardereel gave a new impetus to the manufacture by using the natural heat of

the volcanic jets of steam, termed *suffioni*, to evaporate the water charged with the acid.

Almost the whole of the boric acid brought into the European market is derived from these Tuscan lagoons. Large volumes of steam issue from volcanic vents near Monte Rotondo, Lago Zolforeo, Sasso, and Larderello, and this steam is condensed in the lagoons. The vapours themselves, the temperature of which varies between 90° and 120° , contain only traces of boric acid, but when this steam is allowed to pass into the lagoons, the water soon becomes charged with the substance, and on evaporation yields crystals of the acid. During the last fifty years many borings have been made through the eocene strata, and thus artificial *suffioni* have been formed.

In order to obtain the boric acid, the *suffioni* are surrounded by basins, built of bricks or of glazed masonry, large enough to contain two or three of the vents. Several of these basins are usually built on the side of a hill, as shown in Fig. 169, and the water of a spring or lagoon is allowed to run into the uppermost one. The steam and gases are then permitted to pass through this water for twenty-four hours, after which it is conducted by a wooden pipe to the second basin, and so on until the liquor has passed through from six to eight basins and cannot take up any more boric acid. It then contains about 2 per cent. of this substance. After settling, the clear liquid is run in a thin stream on to a large sheet of corrugated lead, 125 meters in length and 2 meters in breadth, placed in a slightly inclined position and kept hot by the vapours from the *suffioni*, which are allowed to pass underneath. In this way 20,000 liters of water can be evaporated every twenty-four hours. The liquid running off the end of the plate is then further evaporated in leaden pans until the boric acid begins to crystallize out.

Hot water flows out from some of the artificial *suffioni*, and this sometimes contains as much as 0.4 per cent. of boric acid, and may be directly brought on to the pan. The water of the Lago Zolforeo formerly contained only 0.05 per cent. of boric acid, but this percentage has been considerably raised by cutting off all ingress of fresh water, and damming off that part of the lake to which the *suffioni* have access. The temperature in this portion of the lake was thus raised to 65° , and the water contained from 0.2 to 0.3 per cent. of the acid, whilst in the other portion the water had a



FIG. 169.

temperature of 26° and only contained 0.08 per cent. of boric acid. These lagoons produce no less than from 1,200 to 1,500 kilos of boric acid daily. In order to purify the commercial acid, which contains about 25 per cent. of foreign matter, it is recrystallized from hot water and then dried in chambers heated by the sulfoni.

It is still a matter of doubt in what form the boric acid, thus obtained, occurs in the earth. The occurrence of ammoniacal salts and sulphide of ammonium, together with the boric acid, is very remarkable. The most probable hypothesis appears to be that of Wöhler and Deville,¹ according to which the acid is derived from the decomposition of a nitride of boron, BN. Boron is one of the elements which

¹ *Ann. Chem. Pharm.* lxxiv. 72 and c.v. 71.

can combine directly with nitrogen, and the compound thus formed is decomposed by steam into boric acid and ammonia.¹

This theory is rendered the more probable by the observation made by Warrington, that the boric acid and sal-ammoniac found in the crater of the Island of Volcano contain traces of boron nitride.² It is, however, possible that boric acid may be derived from a sulphide of boron, which is decomposed by water into sulphuretted hydrogen and boric acid (Sartorius von Waltershausen).

Boric acid is also manufactured from certain minerals, such as borocalcite, which occurs in considerable quantities in the nitre beds of Peru and Chili. It is likewise prepared from the natural borax or tincal, which was first obtained from the basins of dried-up lagoons in Central Asia, and has lately been found in the borax lake in California in such quantities that the amount there obtained is sufficient to supply the whole demand of the United States. For the purpose of preparing boric acid from these sources, the minerals are dissolved in hot hydrochloric acid, the boric acid, which separates out on cooling, being recrystallized from hot water.

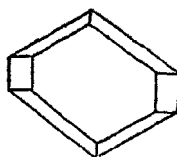


FIG. 170.

Boric acid crystallizes from aqueous solution in shining six-sided laminæ unctuous to the touch, and belonging to the triclinic system, having the form shown in Fig. 170. It has a specific gravity of 1.4347 at 15° (Stolba), and is much more readily soluble in hot than in cold water, as is shown by the following table (Brandes and Firnhaber):—

One part of boric acid requires for solution	Parts of water. At	
	25.66	19°
" "	14.88	25°
" "	12.66	37°5
" "	10.16	50°
" "	6.12	62°5
" "	4.73	75°
" "	3.55	87°5
" "	2.97	100°

¹ Compare Popp "Ueber die Bildungsweise der Borsäure in den Fumerolen Toscanas." *Ann. Chem. Pharm. Suppl.* viii. 5.

² *Chemical Gazette*, 1865, 419.

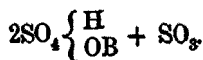
Boric acid is a weak acid, and its cold saturated solution colours blue litmus tincture of a wine-red colour like carbonic acid. When the solution is boiled, the acid volatilizes with the aqueous vapour, and this property explains the presence of the acid in the saffron. Boric acid is also easily soluble in alcohol, and when this solution is inflamed it burns with a characteristic green-edged flame. The same green tint is seen when a small bead of the molten acid on the end of a very fine platinum wire is brought into the fusion-zone of a non-luminous flame. The spectrum of this green flame consists of several bright bands: the brightest of these (α) is situated in the yellowish green, and two others (β and γ), equally characteristic, occur in the green.¹

The action of boric acid upon the colouring matter of turmeric is highly characteristic. If a piece of paper coloured with turmeric be moistened with a solution of the acid it turns brown, and this coloration increases when the paper is dried. Alkalies give a similar coloration to turmeric paper, but the colour thus produced disappears on the addition of an acid, whilst the brown tint imparted to turmeric paper by boric acid remains unaltered in presence of free hydrochloric acid.

Metaboric Acid, $\text{BO}(\text{OH})$, is produced when boric acid is heated to 100° . It forms a white powder which at the above temperature undergoes a slow but complete volatilization.²

Pyroboric Acid, $\text{B}_4\text{O}_5(\text{OH})_2$.—This substance is a brittle glass-like mass obtained when boric acid is heated for a long time to 140° .

Boric acid dissolves readily in fuming sulphuric acid, and from this solution tabular crystals separate out having the composition—



These crystals when heated evolve sulphur trioxide.

When boric acid is evaporated with an excess of concentrated phosphoric acid, and the dry residue treated with water, in order to separate the phosphoric acid, a white amorphous mass is left which possesses the composition BPO_4 . This substance is infusible, it is not attacked by strong acids, but dissolves in

¹ Lecocq de Boisbaudran, *Spectres Lumineux*, 193.

² Schaffgotsch, *Pogg. Ann.* cvii. 427.

aqueous potash. The existence of these compounds points to the conclusion that boron trioxide possesses feebly basic properties, resembling in this respect alumina, Al_2O_3 (with which, however, it does not present any further analogy). This oxide also sometimes acts as a weak acid, and sometimes as a weak base forming a corresponding phosphate, AlPO_4 .

348 *The Borates.*—Boric acid, like phosphoric acid, forms many series of salts, several of which are derived from the above-named modifications of the acid. Ortho-boric acid is tribasic; but its salts are very unstable, and the only well-defined orthoborate which is known is $\text{Mg}_3(\text{BO}_3)_2$. The tribasic character of boric acid is however clearly shown by its volatile ethers, compounds in which the hydrogen of the boric acid is replaced by the organic radicle, C_2H_5 . Thus ethyl orthoborate, $\text{B}(\text{OC}_2\text{H}_5)_3$, is a colourless liquid, which volatilizes without decomposition, and has a vapour density corresponding to the above formula.

The metaborates are much more stable compounds. Thus we are acquainted with the following:—

Potassium metaborate	KBO_2
Sodium metaborate	NaBO_2
Magnesium metaborate	$\text{Mg}(\text{BO}_2)_2$
Barium metaborate	$\text{Ba}(\text{BO}_2)_2$

The pyroborates are also stable compounds, and to this class belong the following:—

Borax, or sodium pyroborate . . .	$\text{Na}_2\text{B}_4\text{O}_7$
Borocalcite, or calcium pyroborate .	CaB_4O_7
Boronatrocalcite	$\text{Na}_2\text{B}_4\text{O}_7 + 2\text{CaB}_4\text{O}_7$

In addition to these, other salts are known which have a more complicated constitution, corresponding in this respect to certain classes of phosphates. The following are examples of such borates:—

Larderellite	$(\text{NH}_4)_2\text{B}_8\text{O}_{18}$
Lagonite	$\text{Fe}_2\text{B}_6\text{O}_{12}$
Boracite	$2\text{Mg}_3\text{B}_8\text{O}_{15} + \text{MgCl}_2$

For the constitution of these and other borates, the chapter on the Salts must be consulted.

The crystalline borates almost always contain water of crystallization, and, with the exception of those of the alkalis, are either insoluble or only slightly soluble in water. They are all easily decomposed by acids, and therefore, when they are warmed with sulphuric acid and alcohol, and the mixture is ignited, the characteristic green flame of boric acid is observed. The same green coloration is observed when a trace of a borate is brought on to a platinum wire with a small quantity of acid potassium sulphate, and this held in the non-luminous flame.

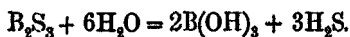
BORON AND SULPHUR.

BORON TRISULPHIDE, B_2S_3 .

349 Berzelius first obtained this compound by heating boron in the vapour of sulphur. It can be most readily prepared by the action of the vapour of carbon disulphide upon an intimate mixture of lamp-black and boron trioxide (Wöhler and Deville):—



Boron trisulphide occurs generally as a white, glassy, fusible solid, but it is sometimes obtained in the form of silky needles. It melts on heating, and can be distilled in a current of sulphuretted hydrogen. It is at once decomposed in contact with water with formation of boric acid and sulphuretted hydrogen:—

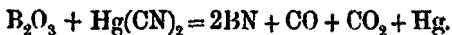


It possesses a pungent smell and attacks the eyes.

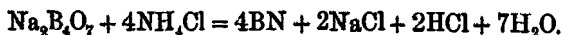
BORON AND NITROGEN,

BORON NITRIDE, BN.

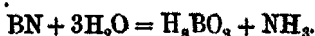
350 Amorphous boron combines directly with nitrogen at a white heat to form the above compound, which is also produced when the solid compound of chloride of boron and ammonia is passed together with ammoniacal gas through a red-hot tube (Martius). Boron nitride was first obtained by Balmain, in the year 1842, by heating boron trioxide with the cyanide of potassium or of mercury:—



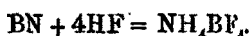
The best mode of preparing the substance is by heating an intimate mixture of one part of anhydrous borax with two parts of dry sal-ammoniac to redness in a platinum crucible (Wöhler). The mass is washed first with water containing hydrochloric acid, and afterwards with pure water, and lastly, treated with hydrochloric acid in order to remove completely the boric acid which is mixed with the nitride. The reaction which takes place is represented by the equation :—



The nitride thus obtained is a white, light, perfectly amorphous powder resembling finely divided talc. When it is heated in the flame it phosphoresces with a bright greenish-white light. Heated in a current of steam it yields ammonia and boric acid :—



Hydrofluoric acid dissolves the nitride slowly with formation of ammonium fluoborate ; thus :—



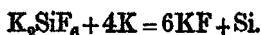
SILICON OR SILICIUM. Si = 28.

351 This element is, next to oxygen, the chief constituent of the solid earth's crust. It always occurs combined with oxygen in the form of silicon dioxide, or silica, SiO_2 , known in the crystalline condition as quartz and tridymite, and in the amorphous condition as opal, flint, sand, &c. This substance combined with bases forms a large and important class of minerals termed the silicates. All geological formations, with the single exception of the chalk, in which indeed flints occur, are mainly made up of silicon dioxide or of a mixture of silicates. For instance, granite and the allied primitive rocks contain between 20 and 36 per cent. of silicon.

Minerals rich in silica were used in ancient times by reason of their hardness for the purpose of glass-making, and Becher believed that they contained a peculiar kind of earth which he termed *terra vitrescibilis*. In the seventeenth century it was discovered that this glassy earth undergoes no alteration when heated by itself, but that when brought in contact with certain other bodies, it can be made to form a fusible glass.

This substance was for a long time supposed to be the essential principle of all earths, but it was found that it differed from them inasmuch as it has no power of neutralizing acids; and Tachenius, in the year 1660, noticed that it possesses acid rather than alkaline properties, since it combines with alkalis. The true nature of silica was then unknown, but Lavoisier, in his chemical nomenclature, anticipates that the time may probably soon arrive when this substance will be recognised as a compound body. After Davy's discovery of the compound nature of the alkalis and alkaline earths in the year 1808, silica, which was then classed amongst the earths, was supposed to possess a similar constitution.

Berzelius, in the year 1810, first obtained impure silicon by fusing together iron, carbon, and silica; and in 1823 he described the following method for obtaining this element¹ in the pure state. Ten parts of dry potassium silico-fluoride mixed with eight to nine parts of metallic potassium are heated to redness in an iron tube. The following decomposition takes place:—



Instead of potassium, sodium may be employed. As soon as the violent reaction which takes place is ended, the mass is allowed to cool, and then treated with cold, and afterwards with hot water, until all the potassium fluoride is dissolved. The residual silicium or silicon is found in the form of an amorphous brown powder, which may likewise be obtained by passing the vapour of silicon tetrachloride through a red-hot tube over sodium.²

Prepared by either of these processes, silicon is a dark brown amorphous powder which when heated in the air easily takes fire, burning to the dioxide, SiO_2 , which frequently fuses round the particles of the silicon, leaving a portion of this substance unburnt in the centre of the mass. Amorphous silicon is not attacked by sulphuric or nitric acid, but it readily dissolves in aqueous hydrofluoric acid. When it is heated to redness in absence of air, it becomes denser, and assumes a graphitic appearance, after which it oxidizes much less readily on heating.

A crystalline modification of silicon is prepared by heating metallic aluminium with from twenty to forty times its weight

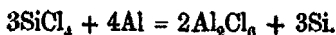
¹ *Pogg. Ann.* i. 169.

² H. Deville, *Ann. Chim. Phys.* [3] xlix. 68.

of potassium silico-fluoride in a Hessian crucible to the melting-point of silver. A regulus is thus obtained, and this when treated with hydrochloric acid, and then with hydrofluoric acid, leaves the silicon in the form of black shining hexagonal tabular crystals resembling graphite in their appearance and having a specific gravity of 2.49.¹ The reaction is thus represented :—



Crystallized silicon can also be prepared by passing a slow current of silicon tetrachloride over aluminium previously melted in an atmosphere of hydrogen :—



The silicon which is first formed, dissolves in the fused aluminium until the metal is saturated with it, after which the silicon separates out in the form of long needle-shaped crystals consisting of aggregations of octahedrons and tetrahedrons of an iron-grey colour and a reddish lustre.

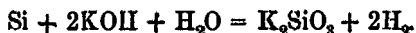
Crystalline silicon can be best prepared by throwing a mixture of thirty parts of potassium silico-fluoride, forty parts of granulated zinc, and eight parts of finely-divided sodium into a red-hot crucible which is kept for some time at a heat just below the boiling-point of zinc. The regulus is then treated successively with hydrochloric acid, boiling nitric acid, and hydrofluoric acid, when dark glittering octahedral crystals are found to remain behind. If the temperature be raised above the boiling-point of zinc, the silicon melts and may be cast in sticks.

If the vapour of silicon tetrachloride be passed through a porcelain tube heated to redness and containing silicon, that substance becomes denser and assumes a light iron-grey colour. In this process a portion of the silicon appears to be volatilized, inasmuch as needle-shaped crystals are found in the further portion of the tube, the formation of which is due to the production and decomposition of a lower chloride.

Crystallized silicon is not attacked by any acids with the exception of a mixture of nitric and hydrofluoric acids. When strongly heated in oxygen it oxidizes only slowly and superficially. Heated however to redness in carbon dioxide, it burns to form its oxide, whilst carbon monoxide is formed. It dissolves

¹ Wöhler, *Comptes Rendus*, xlii. 48.

in hot caustic potash or soda with evolution of hydrogen, and formation of the corresponding silicate; thus:—



SILICON AND HYDROGEN.

SILICON HYDRIDE OR SILICO-METHANE, SiH_4

Density = 16.

352 This substance, which was discovered by Buff and Wöhler in 1857, is obtained by acting with hydrochloric acid upon an alloy of silicon and magnesium, prepared by fusing together forty parts of anhydrous magnesium chloride with a mixture of thirty-five parts of sodium silicofluoride, ten parts of common salt, and twenty parts of sodium. The dark-coloured mass which is thus obtained evolves silicon hydride when brought in contact with acidulated water. For this purpose the magnesium silicide is brought into the bottle, Fig. 171, which is then

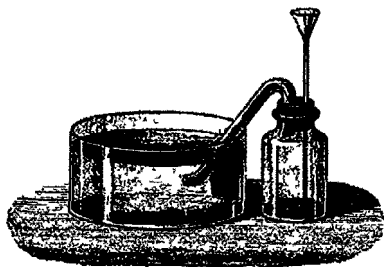
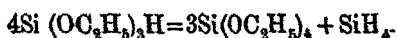


FIG. 171.

completely filled with cold water from which all the air has been expelled by boiling. A wide gas-delivery tube, also completely filled with the same water, is connected with the bottle, and hydrochloric acid is poured down a funnel tube passing through the cork to the bottom of the bottle. The evolution soon begins and the gas must be collected over water free from air. Every bubble of the gas thus obtained takes fire spontaneously when brought in contact with the air, burning brilliantly with formation of a cloud of silica which escapes in the form of a ring similar to that of phosphuretted hydrogen. If a jar be

filled with the gas over water, and then opened in the air, the gas also takes fire spontaneously, burning with a luminous flame and depositing a brown film of amorphous silicon in consequence of the limited supply of oxygen. The gas thus prepared always contains free hydrogen, and this depends, according to Wöhler, upon the fact that the black mass contains two magnesium compounds, by the decomposition of one of which the pure silicon hydride is evolved, whilst the other yields hydrogen and hydrate of silica.

Pure silico-methane can be obtained by treating with sodium triethylsilico-formiate, a compound which will be subsequently described (Friedel and Ladenburg).¹ In this reaction ethyl silicate and silico-methane are formed, thus:—



The colourless gas thus obtained does not take fire at the ordinary temperature, but it does so when slightly warmed or when mixed with hydrogen. If the gas be collected over mercury and the bubbles as they emerge from the surface of the mercury be brought in contact with a heated knife-blade, they take fire, and the mercury soon becomes sufficiently heated to enable the bubbles to take fire spontaneously. Silicon hydride decomposes at a red heat into amorphous silicon and hydrogen, the volume of the hydrogen gas being twice that of the compound gas taken. When decomposed with caustic potash one volume of the gas yields four volumes of hydrogen:—



Silicon hydride takes fire when brought into chlorine gas, with formation of silicon tetrachloride and hydrochloric acid. It condenses to a liquid under a pressure of 200 atmospheres at 0° (Ogier).

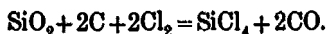
SILICON AND CHLORINE.

SILICON TETRACHLORIDE, SiCl_4 . Vapour Density = 84.74.

353 This compound, discovered by Berzelius in the year 1823, is obtained by the direct union of its elements or by passing a current of dry chlorine over a strongly heated mixture of silica and charcoal obtained by mixing silica and oil in the form of small balls, igniting these in a covered crucible, and then placing

¹ *Ann. Chem. Pharm.* cxliii. 124.

them in a porcelain tube (*a b* Fig. 172) heated to whiteness. The reaction which takes place is as follows:—



The escaping vapours and gases pass through an absorption tube (*c*) surrounded by a freezing mixture, and the product is separated from the excess of absorbed chlorine by shaking it up with metallic mercury and subsequent distillation.

Silicon tetrachloride is an acrid colourless liquid, fuming in the air, having a specific gravity at 0° of 1.52408 and boiling at 59°·57 (Thorpe.) The specific gravity of its vapour, according




FIG. 172.

to Dumas, is 5.937. When thrown into water silicon tetrachloride is at once decomposed, hydrochloric and silicic acids being formed, the latter depositing as a gelatinous mass.

SILICON TRICHLORIDE, Si_2Cl_6 . Vapour Density = 134.1.

354 Friedel obtained this compound by gently heating the corresponding tri-iodide with mercuric chloride.¹ The same compound was obtained by Troost and Hautefeuille² by passing the vapour

¹ *Comptes Rendus*, lxxiii. 1011.

² *Ann. Chim. Phys.* [5] vii. 461

of silicon tetrachloride over silicon heated in a porcelain tube to whiteness. It is a colourless liquid solidifying at -1° and boiling at 146° , having a specific gravity at 0° of 1.58. The specific gravity of its vapour is 9.7. It fumes strongly in the air, and when heated it takes fire. At a temperature of 350° it begins to decompose, and this decomposition goes on increasing with the temperature up to 800° , when it is completely dissociated into the tetrachloride and silicon.

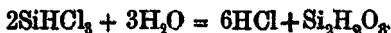
If the temperature of the vapour be quickly raised beyond 1000° no such dissociation is, on the contrary, observed. We have therefore here to do with a substance possessing the remarkable property of being stable at temperatures below 350° and above 1000° , and dissociating at intermediate temperatures. This explains the singular fact observed by Troost and Hautefeuille, that if the vapour of silicon tetrachloride be passed over silicon heated to above 1000° in a porcelain tube, the silicon is transported from the heated to the cooled part of the tube. This is not due to the volatilization of the silicon, for no such change is observed when this body is heated in an atmosphere of hydrogen, but is to be explained by the alternate formation (at a high temperature) and dissociation (at a lower temperature) of the trichloride.

SILICO-CHLOROFORM OR TRICHLORSILICO-METHANE, SiHCl_3 .

Vapour Density = 67.55.

355 This body was first obtained in the impure state by Wöhler and Buff by heating silicon in a current of dry hydrochloric acid gas at a temperature just below red heat. In order to prepare the pure compound, the crude product thus obtained is condensed in a tube surrounded by a freezing mixture, and the silico-chloroform is separated by subsequent distillation from the tetrachloride formed at the same time. It is a colourless, mobile, strongly-smelling liquid which fumes on exposure to the air and boils between 34° and 37° . It is very inflammable and burns with a green mantled flame, evolving white clouds of silica. When a burning body is brought into a mixture of this body and air, the mixture burns with explosion. Water readily decomposes this substance in the cold, and a white

powder is precipitated to which the name *silico-formic anhydride*, $\text{Si}_2\text{H}_2\text{O}_3$, has been given (Friedel and Ladenburg) :—



This body is very unstable, and it is decomposed by dilute ammonia into silicic acid and hydrogen.

SILICON AND BROMINE.

SILICON TETRABROMIDE, SiBr_4 . Vapour Density = 173.5.

356 This compound, discovered in the year 1831 by Serullas,¹ is obtained by a reaction similar to that employed for the preparation of the chloride. On leading bromine vapour over a heated mixture of carbon and silica a volatile distillate is obtained, and this is freed from an excess of bromine by shaking up with mercury and subsequent distillation.

The tetrabromide is a colourless heavy liquid, having a specific gravity of 2.813, boiling at 154° , and solidifying at 13° to a crystalline mass. When brought in contact with water it is decomposed into hydrobromic and silicic acids.

SILICON TRIBROMIDE, Si_2Br_6 . Vapour Density = 267.25.

This colourless and crystalline compound is formed when the corresponding iodine compound is treated with bromine in the presence of carbon disulphide. Large crystalline tables are formed, which melt on heating, and may be distilled at 240° without undergoing decomposition.

SILICON CHLOROBROMIDE, SiCl_3Br . Vapour Density = 106.93.

This compound is obtained by heating silico-chloroform and bromine together at a temperature of 100° . It is a colourless liquid, boiling at 80° , corresponding in composition to the tetrachloride and tetrabromide.

¹ *Ann. Chim. Phys.* xviii. 87.

SILICON AND IODINE.

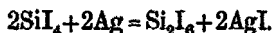
SILICON TETRA-IODIDE, SiI_4 . Vapour Density = 267.06.

357 Friedel obtained the tetra-iodide by the direct combination of the two elements. For this purpose he volatilized iodine in a stream of dry carbon dioxide, and led the mixed gases over heated silicon.¹

The tetra-iodide is a colourless crystalline mass which is deposited in the form of regular octahedra from solution in carbon disulphide. Its melting-point is 120.5° and its boiling-point 290° . Heated in the air it takes fire and burns with a reddish flame. It is decomposed in presence of water into hydriodic and silicic acids.

SILICON TRI-IODIDE, Si_2I_6 .

This compound was likewise first obtained by Friedel on heating the tetra-iodide with finely-divided silver to a temperature of 280° ;



It crystallizes from carbon disulphide in splendid colourless hexagonal prisms or rhombohedra, which fume on exposure to the air, and, owing to the absorption of moisture, change to a white mass with formation of silicic and hydriodic acids. It melts when heated, but decomposes with the formation of a lower iodide, probably Si_2I_4 . Ice-cold water decomposes it with formation of a white substance having the composition $\text{Si}_2\text{O}_4\text{H}_2$, to which the name of *silico-oxalic acid* has been given because it possesses a composition corresponding to that of oxalic acid, $\text{C}_2\text{O}_4\text{H}_2$. This substance is, however, decomposed even by weak bases with evolution of hydrogen and formation of silicic acid.

SILICO-IODOFORM, SiHI_3 . Vapour Density = 204.3.

For the purpose of preparing this compound, a mixture of hydrogen and hydriodic acid is passed over silicon heated just to redness. It is a colourless strongly-refracting liquid boiling at 220° and having a specific gravity at 0° of 3.362. It is decomposed by water in a manner corresponding to the chlorine compound (Friedel).

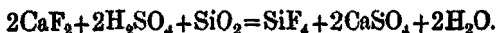
¹ *Ann. Chim. Phys.* [4], xxv. 423.

SILICON AND FLUORINE.

SILICON TETRAFLUORIDE, SiF_4 . Vapour Density = 52.2.

358 This gas was first observed by Scheele in the year 1771. It was afterwards examined by Gay-Lussac and Thénard in 1808, and by J. Davy in 1812. We are however indebted to Berzelius for the most accurate investigation of this compound, carried out in the year 1823.¹

In order to prepare this gas, white sand or powdered glass is heated with fluor-spar and concentrated sulphuric acid.

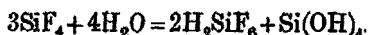


In this operation it is necessary that an excess of sulphuric acid should be employed in order to absorb the water which is formed in the reaction and which would otherwise decompose the gas.

Silicon tetrafluoride is a colourless gas, fuming strongly in the air, possessing a highly pungent odour like that of hydrochloric acid, and liquefying to a colourless liquid under a pressure of 30 atmospheres, or when exposed to a temperature of -107° . According to Natterer the tetrafluoride freezes at -140° . It is incombustible, and is decomposed by water with separation of gelatinous silica. Fused sodium takes fire when brought into the gas and burns with a red flame. Dry ammonia combines with the gas, forming a white crystalline body, having the composition $\text{SiF}_4 \cdot 2\text{NH}_3$, which is decomposed by water. The specific gravity of the gas according to the experiments of J. Davy is 3.57.

SILICO-FLUORIC ACID OR HYDROFLUOSILICIC ACID, H_2SiF_6 .

359 When silicon tetrafluoride is led into water the following decomposition takes place :



The silicic acid separates out in the form of a gelatinous mass, and in order to prevent the gas delivery-tube, by which the tetrafluoride is passed into the water, from becoming stopped

¹ *Pogg. Ann.* i. 169.

up, the end of this tube is allowed to dip under mercury as seen in Fig. 173. As soon as the mass begins to become thick it must be frequently stirred up, otherwise channels are formed through which the gas can escape into the air without coming into contact with the liquid. The thick jelly is pressed through a linen filter and the filtrate evaporated at a low temperature. The same acid is formed when silica is dissolved in hydrofluoric acid. The saturated solution forms a very acid, fuming, colourless liquid, which may be evaporated down in platinum vessels without leaving any residue, as, on boiling, it decom-




FIG. 173.

poses into silicon tetrafluoride and hydrofluoric acid. The specific gravity of the aqueous fluosilicic acid solution is seen in the following table.¹

Per cent.	Specific gravity.
0·5	1·0040
1·0	1·0080
1·5	1·0120
2·0	1·0161
5·0	1·0407
10·0	1·0835

¹ Stolba, *Journ. pr. Chim.* xc. 193.

This acid forms salts which are termed the silicofluorides. Most of these are soluble in water, the exceptions being the lithium salt, Li_2SiF_6 , the sodium salt, Na_2SiF_6 , the potassium salt, K_2SiF_6 , the barium salt, BaSiF_6 , the calcium salt, CaSiF_6 , and the yttrium salt, YSiF_6 , which are more or less difficultly soluble. One part of the barium salt dissolves in 3,080 parts of cold water, and is still less soluble in presence of free silicofluoric acid. On the other hand it dissolves with tolerable readiness in other dilute acids. Hence this acid is used as a re-agent for barium salts and for the separation of this metal from strontium. The soluble silicofluorides possess an acid reaction, and a bitter taste. They all decompose on heating into a fluoride and a silicate.

SILICON AND OXYGEN.

SILICON DIOXIDE OR SILICA, SiO_2 79.92.

360 Silicon forms only this one oxide, which is an extremely important constituent of our planet. It is found not only in the mineral but also in the vegetable and animal kingdoms, existing in large quantity in the glassy straw of the cereals and of bamboos, in the scales of the diatomaceæ, and in the feathers of certain birds which have been found to contain as much as 40 per cent. of this substance. Vast deposits of pure silica in a very fine state of division occur in various parts of Germany, especially in Hanover and near Berlin. This consists of the scales of extinct diatomaceæ, and it is termed kiesel-guhr. Large quantities of this substance are now used for a variety of purposes, especially for the preparation of dynamite, for filtering, and as a non-conducting medium for packing steam-pipes. The minute and beautifully-formed spicules of the spongiidæ and radiolaridæ also consist of pure silica. In the mineral kingdom it is found in three distinct forms:—

(a) *Quartz* is the most important form of silica. It crystallizes in the hexagonal system, forming usually combinations of the hexagonal prism with the rhombohedron; three of the most usual forms are shown in Figs. 174, 175, and 176. The relation of its axes are 1 : 1.0999. It has a specific gravity of 2.6 and a hardness of 7. The purest form of quartz is known as rock crystal. It is usually colourless and transparent. Sometimes, however, quartz is coloured by the presence of traces of

oxides of manganese, which give it a violet tint, and it is then termed amethyst quartz. Other varieties containing more or less impurity are known as milk quartz, rose quartz, and smoky quartz. Crystalline quartz also occurs in large masses, forming whole mountain ranges as quartzose rock. It forms one of the chief constituents of granite, gneiss, and syenite, whilst sand and sandstone consist of an impure variety of quartz.

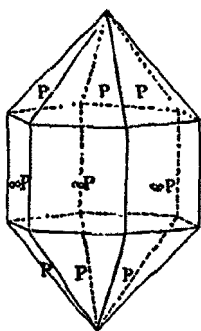


FIG. 174.

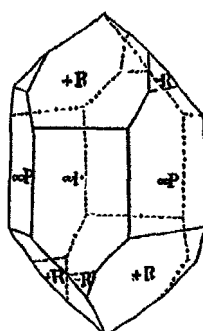


FIG. 175.

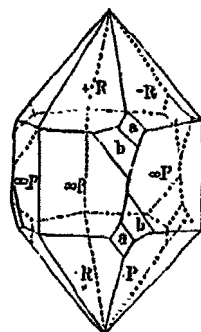


FIG. 176.

(b) *Tridymite* is a second crystalline variety of silica discovered by G. v. Rath¹ in the trachytic porphyry found at Pachuca in Mexico. This form of silica occurs in many other similar rocks, and is found in considerable quantity in the

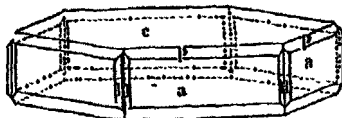


FIG. 177.

trachyte of Stenzelberg in the Siebengebirge. Tridymite crystallizes like arragonite in the rhombic² system, and forms six-sided tablets, which are combinations of a prism with pyramids, the ratio of the axes being 1 : 1.631 (Fig. 177). It has the specific gravity 2.3, and the same hardness as quartz. A very characteristic property of this mineral is that it generally occurs in *trillings* (Fig. 178), from which its name has been derived. These are generally found grown together in twins, as in Fig. 179.

¹ *Pogg. Ann.* cxxxiii. 507, and cxxxv. 437. ² *Lasaulx, Jahrb. Min.* 1878, p. 408.

(c) *Amorphous Silica* occurs in nature as *opal*. This substance is either colourless or variously coloured, possesses a vitreous fracture, and has a specific gravity of 2.3. It not unfrequently happens that crystals of tridymite are found in the non-transparent portions of this opal, and these remain

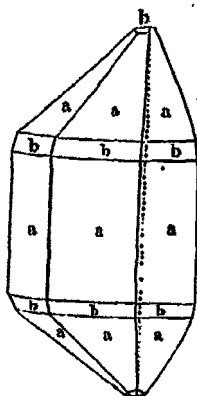


FIG. 178.

as an insoluble residue when the opal is treated with caustic potash (G. Rose). *Chalcedony*, *agate*, and *flint* are intimate mixtures of amorphous silica with quartz or tridymite.

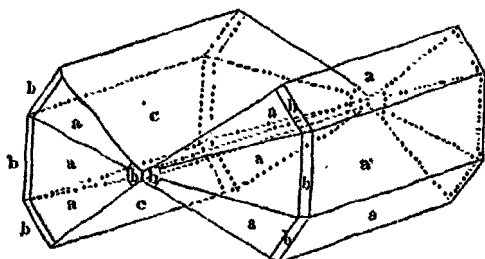


FIG. 179.

Hydrated amorphous silica is formed by passing silicon tetrafluoride into water. The gelatinous mass is washed with water, dried, and ignited, when pure finely divided amorphous silica remains behind as a white very mobile powder. Amorphous silica may be obtained in the same form by decomposing a silicate of an alkali-metal with an acid. For this purpose

one part of quartz, flint, or white sand, is fused with four parts of sodium carbonate. If flint or quartz be employed it must previously be reduced to powder, and this is easily effected by heating the mass to redness and then quickly plunging it into cold water, after which it becomes friable and can readily be powdered. The fused mass is then heated with hydrochloric acid, when it becomes gelatinous, an alkaline chloride and silicic acid being formed. The gelatinous mass is afterwards evaporated to dryness on the water-bath, and the residue moistened with strong hydrochloric acid, in order to dissolve any oxide of iron or other oxides, when the silica remains undissolved in the anhydrous state as a light white powder, which only requires washing and drying to render it perfectly pure. Amorphous silica has a specific gravity of 2.2. If, however, it be heated strongly for a long time its specific gravity increases, inasmuch as it is then transformed into tridymite.¹ Rock crystal undergoes the same change when finely powdered and heated, its specific gravity diminishing from 2.6 to 2.3.²

Silica melts in the oxy-hydrogen flame to a colourless glass which remains transparent when cold. In all three conditions silica is insoluble in water, and also in all acids except hydrofluoric in which it readily dissolves. Silica, however, is easily soluble in all alkalis, even in ammonia, and the more easily, the finer its state of division. The amorphous variety, especially if it contains water, also dissolves in alkaline carbonates. Hence silica is found in many spring waters, especially those of the hot Icelandic springs, which on exposure to air deposit this substance, the alkaline silicates being decomposed by the atmospheric carbonic acid, while silica and an alkaline carbonate are formed. The occurrence of silica in these springs was observed so long ago as 1794 by Black, but even before that date Bergman had shown that small quantities of silica were contained in solution in the water of many springs.

When an alkaline solution of silica is heated in a sealed tube the glass is attacked and an acid silicate is formed from which silica separates out on cooling. If the temperature at which the deposition occurs be above 180°, the silica separates out as quartz; if below this point, it crystallizes out as tridymite; whilst at the ordinary temperature of the air it separates in the form of a hydrated amorphous mass.³

¹ Rammelsberg, *Ber. deutsch. Chem. Ges.* v. 1006.

² G. Rose, *Ibid.*, ii. 338.

³ Maschke, *Pogg. Ann.* cxlv. 540, and cxlvi. 90.

The various forms of silica are employed in a variety of technical processes, many of which will be hereafter described, especially its application to the manufacture of glass and porcelain. The coloured varieties of silica are also largely used as gems and for other ornamental purposes. It has recently been found possible to colour the natural agates artificially. Thus brown or yellow agates or chalcedonies by heating them strongly are changed into ruby carnelians, the yellow oxide of iron being thereby changed into the red anhydrous oxide. Many agates and chalcedonies are permeable to liquids, and in this way they may be artificially coloured. This fact was known to the ancients and made use of in darkening the colour of agates. Thus Pliny describes that in Arabia, agates occur which having been boiled in honey for seven days and nights become marked by veins, striæ or spots, and are thus rendered much more valuable as ornaments, the boiling in honey having the object of freeing them from all earthy and impure materials. Pliny was evidently only acquainted with half the mode of procedure, the object being to saturate the stone with honey, which by heating was carbonized, and thus brown or black streaks were produced. This process was kept very secret by the Roman lapidaries, and for centuries they came to the valley of the Nahe (where formerly rich agate-quarries existed, and which is still the chief seat of the agate industry) to buy up badly-coloured stones and to colour them at home. Not very long ago a tradesman from Idar was imprisoned in Paris for debt, and met there a "Romaner," who told him the secret, which consists of soaking the stones in sulphuric acid after they have been boiled in honey, the sugar being thus carbonized and the agate coloured dark.¹ Agate is also largely used for making the agate mortars so necessary for the chemist, and rock crystal is employed for preparing the unalterable weights which he uses in his most accurate investigations.

SILICIC ACID.

361 Silica belongs to the class of acid-forming oxides, and the silicic acid corresponding to the oxide SiO_2 must have the formula H_4SiO_4 or $\text{Si}(\text{OH})_4$, as is seen from a comparison of the hydrides of the four groups of the non-metallic elements.

¹ *Ber. über die Entw. Chem. Ind.* p. 293.

HCl, Hydrogen Chloride.	HClO_4 or $(\text{HO})\text{ClO}_3$	$\left\{ \begin{array}{l} \text{Perchloric} \\ \text{acid.} \\ \text{Sulphuric} \\ \text{acid.} \\ \text{Orthophos-} \\ \text{phoric acid.} \\ \text{Ortho-} \\ \text{silicic acid.} \end{array} \right.$
H_2S , Hydrogen Sulphide.	H_2SO_4 or $(\text{HO})_2\text{SO}_2$	
H_3P , Hydrogen Phosphide.	H_3PO_4 or $(\text{HO})_3\text{PO}$	
H_4Si , Hydrogen Silicide.	H_4SiO_4 or $(\text{HO})_4\text{Si}$	

Orthosilicic acid is just as little known as is sulphurous acid, H_2SO_3 , or carbonic acid, H_2CO_3 , and it, like these acids, has a great tendency to split up into water and the acid-forming oxide. If a solution of an alkaline silicate, termed soluble glass, be acidified with hydrochloric acid, a portion of the silicic acid separates out as a gelatinous mass, whilst another portion remains in solution. If, on the other hand, the solution is sufficiently dilute, no precipitate will occur, all the silicic acid remaining dissolved. This liquid contains silicic acid, hydrochloric acid, and common salt in solution. In order to separate the two latter compounds from the former, the liquid is brought into a flat drum, the bottom of which consists of parchment paper, and this "dialyser" containing the liquid is allowed to swim on the surface of a large volume of water. The sodium chloride and the excess of hydrochloric acid pass through the membrane, whilst a clear aqueous solution of silicic acid remains behind.

This mode of separation is termed "dialysis" by its discoverer, Graham.¹ This chemist first pointed out that substances which crystallize, hence termed "crystalloids," have the power of passing in solution through a porous membrane, whilst substances, such as gum and glue, which form jellies and are termed "colloids," are unable, on the other hand, to pass through a porous diaphragm or septum such as parchment paper. In this way an aqueous solution of pure silicic acid may be obtained which contains 5 per cent. of silica, and this may be concentrated by boiling it in a flask until it reaches a strength of 14 per cent. When heated in an open vessel, such as an evaporating basin, it is apt to gelatinize round the edge, after which the whole solidifies. The solution of silicic acid thus prepared has a feebly acid reaction and is colourless, limpid, and tasteless. On standing for a few days the solution gelatinizes to a transparent jelly. This coagulation is retarded by the presence of a few drops of hydrochloric acid, or of caustic alkali, but it is

¹ *Phil. Trans.* 1861, p. 204.

brought about by even the smallest traces of an alkaline carbonate.

If the clear solution is allowed to evaporate in a vacuum at 15° a transparent glasslike mass remains behind, which, when dried over sulphuric acid, possesses approximately the formula, $\text{H}_2\text{SiO}_3 = \text{SiO}_2 + \text{H}_2\text{O}$. This has been termed *meta-silicic acid*. By drying the gelatinous silicic acid at the ordinary temperature, it was at one time supposed that hydrates of a constant composition could be obtained, and it was believed that the different kinds of opals which usually contain water, consist of hydrates of well-defined composition corresponding to the different hydrates of phosphoric acid. Recent investigations, however, have shown that the quantity of water contained in the artificial, as well as in the natural amorphous silica, varies within such considerable limits, whilst the water can be driven off at such low temperatures that it is now supposed to be mechanically and not chemically combined. In other words, these hydrates must be considered to be very loose compounds of silica and water.

THE SILICATES.

362 Although no solid hydrate of silicic acid possessing a constant composition is known, we are acquainted with a large number of the salts of silicic acid termed *silicates*, of which by far the largest proportion occur in nature as distinct mineral species. Some few of the silicates can be artificially prepared, and amongst them those which possess the greatest theoretical interest, are the volatile organic silicates, or silicic ethers, compounds which are derived from the hypothetical modifications of silicic acid, inasmuch as the hydrogen is replaced in them by monad radicals such as ethyl, $\text{C}_2\text{H}_5 = \text{Et}$, &c.

The following list contains the names and formulæ of the most important silicates, including the hypothetical acids or hydrogen salts from which they are supposed to be derived. Those having an asterisk are organic silicates, of which the molecular weight has been ascertained by the determination of their vapour density. The composition of the other compounds, which are not volatile and whose molecular weight must, therefore, remain for the present doubtful, is represented by the simplest possible formula. The small roman numerals placed

over the symbols denote the number of atoms of hydrogen which the metal in question has replaced :—

MONOSILICATES.

HYPOTHETICAL ACIDS.	CORRESPONDING SILICATES.
Metasilicic acid, H_2SiO_3 or H_2O, SiO_2 .	Diethyl silicate,* Et_2SiO_3 .
	Potassium metasilicate, K_2SiO_3 . ¹
	Enstatite, $MgSiO_3$.
	Wollastonite, $CaSiO_3$.
	Steatite, $Mg_3H_2(SiO_3)_4$.
	Leucite, $Al_2K_2(SiO_3)_4$.
	Augite, $(CaMg)SiO_3$.
Orthosilicic acid, H_4SiO_4 or $2H_2O, SiO_2$.	Ethyl orthosilicate,* Et_4SiO_4 .
	Lithium orthosilicate, Li_4SiO_4 . ²
	Olivine, Mg_2SiO_4 .
	Phenakite, Be_2SiO_4 .
	Zircon, $ZrSiO_4$.
	Common garnet, $Al_2Ca_3(SiO_4)_3$.
Parasilicic acid, H_6SiO_6 or $3H_2O, SiO_2$.	Chondrodite, Mg_3SiO_6 .
	Andalusite, Al_2SiO_5 .

DISILICATES.

$H_2Si_2O_6$ or $H_2O, 2SiO_2$.	Petalite, $NaLiSi_2O_6$.
$H_6Si_2O_7$ or $3H_2O, 2SiO_2$.	Okemite, $CaH_4Si_2O_7$.
	Serpentine, $Mg_3Si_2O_7$.
$H_{10}Si_2O_9$ or $5H_2O, 2SiO_2$.	Euclase, $Al_2Be_2Si_2O_9$.

TRISILICATES.

$H_4Si_3O_9$ or $2H_2O, 3SiO_2$.	Orthoclase, $Al_2K_2(S_3O_3)_2$.
$H_{10}Si_3O_{11}$ or $5H_2O, 3SiO_2$.	Prehnite, $Al_2Ca_3Si_3O_{11}$.
$H_{14}Si_3O_{13}$ or $7H_2O, 3SiO_2$.	Epidote, $Al_6Ca_4H_2(Si_3O_{13})_2$.

¹ Yorke, *Phil. Trans.* 1857, 593.

² *Ibid.*

The silicates of the alkali-metals are the only ones soluble in water. These form the so-called soluble glass, which dissolves the more readily the larger the quantity of alkali it contains. Helmont was acquainted with this property of the silicates, and was aware that acids precipitated silicic acid from such an alkaline solution.

Of the silicates insoluble in water, some, and especially those which are hydrated silicates containing water in combination and which are termed *zeolites*, are easily attacked by hydrochloric acid. In this case the silicic acid separates out as a gelatinous mass.

In order to decompose the silicates which are unattacked by acids, it is necessary to fuse them with an alkali and afterwards to decompose the fused mass with hydrochloric acid.

SILICON OXYCHLORIDE, $\text{Si}_2\text{Cl}_6\text{O}$. Vapour Density = 128.9.

363 When the vapour of silicon tetrachloride is passed over felspar, $\text{Al}_2\text{K}_2\text{Si}_6\text{O}_{10}$, heated in a porcelain tube to whiteness, potassium chloride and silicon oxychloride are formed. This latter compound is a colourless fuming liquid boiling at 137° and easily decomposed by water into silicic and hydrochloric acids. By the further action of this oxychloride on heated felspar, or, better, by repeatedly passing a mixture of oxygen and the oxychloride through a red-hot tube filled with pieces of porcelain, the following series of oxychlorides has been obtained by Troost and Hautefeuille:—¹

	Boiling point.
$\text{Si}_4\text{O}_4\text{Cl}_3$	198° to 202°
$\text{Si}_3\text{O}_{10}\text{Cl}_{12}$	about 300
$(\text{Si}_3\text{O}_5\text{Cl}_2)_n$	above 400
$(\text{Si}_4\text{O}_7\text{Cl}_2)_n$	„ 440.

The molecular weights of the two first of these compounds have been ascertained by a determination of their vapour densities. The molecular weights of the two last compounds are unknown, but they are doubtless multiples of the simplest ratio.

SILICON AND SULPHUR.

SILICON DISULPHIDE, SiS_2 .

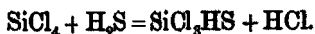
364 A mixture of silica and carbon is employed for the preparation of this compound such as is used in the preparation

¹ *Ann. Chim. Phys.* [5], vii. 453

of silicon tetrachloride. The vapour of carbon disulphide being led over this mixture heated to whiteness, long silky needles are formed, and these decompose when treated with water into sulphuretted hydrogen and silicic acid. This last substance is thus obtained in the form of bright shining crystals when the sulphide is exposed to the action of moist air.¹

SILICON CHLORHYDROSULPHIDE, SiCl_3SH .

This compound was discovered by Pierre,² but its exact composition was determined by Friedel and Ladenburg.³ In order to prepare this substance a mixture of sulphuretted hydrogen and the vapour of silicon tetrachloride is passed through a red-hot porcelain tube:—



It is a colourless liquid which boils at 96° , and fumes in the air, the moisture decomposing the compound into hydrochloric and silicic acids, and sulphuretted hydrogen. Its vapour possesses a specific gravity of 5.78.

SILICON AND NITROGEN.

SILICON NITRIDE.

365 The composition of this compound is not known. It is formed by the action of ammonia on silicon tetrachloride, and also when crystallized silicon is heated very strongly in nitrogen gas. It is a white amorphous infusible powder insoluble in all acids, with the single exception of hydrofluoric, in which it dissolves, forming ammonium silicofluoride. In moist air it decomposes slowly and smells of ammonia. When heated with potash it also forms ammonia and silicate of potash.⁴

CONSTITUTION OF THE VOLATILE SILICON COMPOUNDS.

366 Silicon is a tetrad element, and forms a series of compounds which are volatile, and whose molecular weight can, therefore, be readily ascertained. When this has been deter-

¹ Fremy, *Ann. Chim. Phys.* [3], xxxviii. 314.

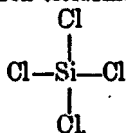
² *Ann. Chim. Phys.* [3], xxiv. 268.

³ *Ibid.* [4], xxvii. 416.

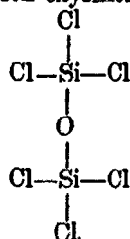
⁴ Deville and Wöhler, *Ann. Chem. Pharm.* civ. 256, and cx. 248.

mined, it is not difficult to explain the chemical constitution of these bodies, that is to say, the mode in which the different atoms are arranged in the molecule. The following graphic formulæ show the constitution of the most important of these compounds :—

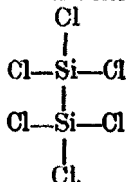
Silicon tetrachloride,



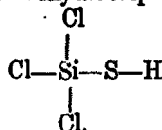
Silicon oxychloride,



Silicon trichloride,



Silicon chlorhydrosulphide,



CARBON. C. 1197.

367 Carbon occurs in the free state in nature in two distinct allotropic modifications as *diamond* and *graphite*. It forms, moreover, an invariable constituent of all organic bodies, and when any organic substance is heated in absence of air, a portion of the carbon remains behind in the form of amorphous carbon or charcoal.

In early ages the attention of chemists was attracted to charcoal from the fact that it is a body which cannot be acted upon by any solvent. The supporters of the phlogistic theory made this substance a special study, because they believed that it contained more phlogiston than any other known body.

Graphite was also known to the ancients, but up to the time of Scheele no distinction was made between it and the closely analogous substance, sulphide of molybdenum, MoS_2 , and, at that period, both those metal-like minerals which leave a mark

on paper, were termed indiscriminately *plumbago* or *molybdæna*. Graphite appears to have been first distinguished by Conrad Gessner in his work *De rerum fossilium figuris*, in 1565. A picture of a black-lead pencil occurs there, and underneath is written "Stylus inferius depictus ad scribendum factus est, plumbi cujusdam (factitii puto, quod aliquos stimmi Anglicum vocare audio) genere, in mucronem derasi, in manubrium ligneum inserti."¹

For many years graphite was supposed to contain lead, whence the name *plumbago*, or black-lead. The former name seems to be derived from the Italian *grafio piombino*, which also, like the other name graphite, from *γράφω*, I write, indicates its use.

In the year 1779 Scheele showed that molybdenum-glance was totally different from graphite, and that this latter body when treated with nitric acid is converted into carbonic acid, so that it must be looked upon as a kind of mineral carbon.

Diamond.—On account of its brilliant lustre and remarkable hardness the diamond has been valued for ages as a precious stone. Manilius appears to be the first to mention it in his *Astronomia*: "Adamas punctum lapidis, pretiosior auro." Up to the year 1777 the diamond was believed to be a species of rock-crystal, but Bergman in that year proved, by means of blowpipe experiments, that the diamond contained no silica, and came to the conclusion that it was composed of a peculiar earth to which he gave the name of *terra nobilis*. But as soon as the fact of its combustibility had been definitely ascertained it was classed amongst the fossil resins.

This combustibility of the diamond appears to have been observed at an early period, although the fact does not seem to have attracted the general attention of the older chemists, as statements of a contrary character are recorded by them. Thus, for instance, Kunkel states that his father, at the command of Duke Frederic of Holstein, heated diamonds in his gold-melting furnace, for nearly thirty weeks, without their undergoing any change. It is to Newton, however, that we owe the first argument which went to prove that the diamond was capable of undergoing combustion on account of its high refractive power, a property characteristic of the class of oily bodies. In the second book of his *Opticks*, Newton says upon

¹ "The pencil represented below, is made, for writing, of a certain kind of lead (which I am told is an artificial substance termed by some, English antimony) sharpened to a point and inserted in a wooden handle."

the subject, "Again the refraction of camphire, oyl-olive, lint-seed oyl, spirit of turpentine and amber, which are fat sulphureous unctuous bodies, and a diamond, which probably is an unctuous substance coagulated, have their refractive powers in proportion to one another as their densities without any considerable variation." The conclusion to which Newton was led by theoretical considerations was experimentally proved to be correct in the year 1694-5 by Averami and Targioni, members of the Academia del Cimento, who, at the request of the Grand Duke Cosmo III., of Tuscany, placed a diamond in the focus of a large burning-glass and observed that it entirely disappeared. Francis L., who is said to have received from an alchemist an anonymous receipt for melting diamonds, exposed, in the year 1751, diamonds and rubies of the value of 6,000 gulden for twenty-four hours to the action of a powerful fire; the rubies were found unaltered, but the diamonds had altogether disappeared. The volatilization of the diamond by means of heat was from this time forward made the subject of numerous experiments. Thus, Darcet observed in 1766 that diamonds disappear when they are heated in a cupel-furnace, even in closed crucibles, but, continuing his experiments at the request of the Paris Academy, he, together with Rouelle, found that when heated in perfectly hermetically-sealed vessels, the diamond did not disappear. Macquer, in the year 1771, was the first to observe that when the diamond undergoes volatilization it appears to be surrounded by a flame. In conjunction with Cadet and Lavoisier, he afterwards found that a true combustion takes place. In continuation of these experiments Lavoisier, together with Macquer, Cadet, Brisson, and Baumé,¹ placed a diamond in a glass vessel containing air collected over mercury, and on igniting the diamond by means of a burning-glass, they found that carbonic acid gas was produced.

Charcoal and diamond were now placed together under the head of carbon, and their chemical identity was fully proved. Smithson Tennant, in 1796, corroborated these results by showing that equal weights of these two substances yielded equal weights of carbon dioxide on burning, whilst Mackenzie in 1800 added to this the proof that the same weight of graphite also gives the same weight of carbon dioxide. Allen and Pepys, in 1807, came to the same conclusion, and Davy, from experiments made upon diamonds with the same lens which the Florentine

¹ Lavoisier, *Œuvres*, tome ii. 38, 64.

Academicians had used in 1694, showed, in 1814,¹ that no trace of water is formed in the combustion of diamonds, thus proving that this substance contains no hydrogen, but consists of chemically pure carbon. Davy likewise reduced the carbonate of lime obtained from the air in which a diamond had burnt, by means of potassium, in this way preparing a black powder which, like ordinary carbon, takes fire when thrown into a flame.

368 The diamond came to Europe from the East. The mines in Purteal, which in former days were famous as those of Golconda, and where the Koh-i-noor was found, are at present almost entirely exhausted. The diamond fields of Minas Geraes in Brazil which have been worked since the year 1727 are probably the richest in the world, and yield yearly about 2,000 kilogr. of stones. Of late years the diamond fields in the Cape have become celebrated. Diamonds are also found in Borneo, in the Ural, in New South Wales, in Bahia, in California, in Georgia, as well as in other localities.

The diamond always occurs in alluvial deposits in the neighbourhood of a certain kind of micaceous rock which was first observed in the Brazils, and has been termed *itacolumite*. This rock is distinguished by the fact that in thin plates or bars it is very flexible. It was for a long time doubtful whether the diamonds occur *in situ* in the rock; recently, however, small diamonds have been found embedded in the matrix, and quite recently Jeremejew² has observed the existence of microscopic diamonds in a talcose schist occurring in the Southern Ural. This rock contains a hydrated silicate termed *xanthophyllite* occurring in yellow tabular crystals, in the inside of which the small crystals of diamond are embedded in a direction parallel to the cleavage of the xanthophyllite.

The diamond crystallizes in forms belonging to the regular system, especially the octohedron, which is usually the predominating form although it rarely occurs alone. Combinations of two tetrahedrons, or two rhombohedral dodecahedrons, the hexakistetrahedron (*a*), and the hexakisoctahedron, a forty-eight sided figure (*b* and *c*), or combinations and twins (*d*) of this form as well as combinations of the hexakistetrahedron with two tetrahedrons (*e*), are those which usually occur (Fig. 180). The faces of the crystals are not unfrequently curved, and the form of the

¹ "Some Experiments on the Combustion of the Diamond and other Carbonaceous Substances," *Phil. Trans.* 1814, p. 557. Read June 23, 1814.

² *Ber. deutsch. Chem. Ges.* 1V. 903.

crystal distorted, whilst hemihedral forms and twin crystals are also found. All diamonds cleave easily in directions parallel to the faces of the regular octohedron, showing this to be the primary form. The fracture is conchoidal. The crystals are usually colourless and transparent, though sometimes they are green, brown, and yellow. Blue and black crystals rarely occur. The specific gravity of diamond varies from 3.5 to 3.6, that of the purest specimens being, according to Baumhauer, 3.518 at 4°. The diamond possesses a peculiar and characteristic lustre, and refracts light very powerfully, its index of refraction being 2.439. It is also the hardest of known substances. The lustre (termed

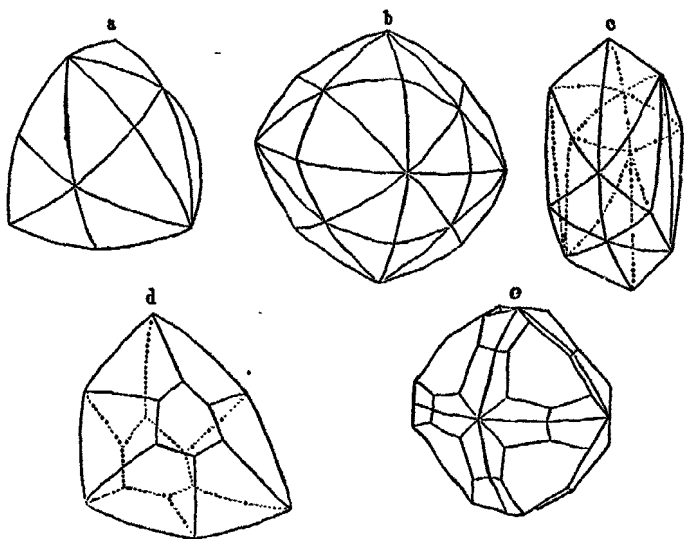


FIG. 180.

adamantine) of the natural faces of the diamond is greatly increased by cutting and polishing and by giving it numerous facets which render it capable of reflecting and dispersing light in all directions and thus add greatly to its lustre, which depends on the fact that it reflects all light which falls on its posterior surface at an angle of incidence greater than $24^{\circ} 13'$. Diamonds are cut or polished by pressing the surface of the gem against a revolving metal wheel covered with a mixture of diamond dust and oil, no other substance being hard enough to abrade the diamond.

The substance termed *carbonado* is a porous and massive form of impure diamond used largely by lapidaries as well as for forming the points of rock-boring tools. This impure form occurs in black or brownish fragments which sometimes weigh as much as 1 kilogr. When examined with a lens, it exhibits cavities filled with small octohedrons. It possesses a specific gravity of 3.012 to 3.255.

Anthracitic diamond is a mass of impure carbon, coming probably from Brazil, which has the appearance of anthracite and is hard enough to scratch the diamond. It possesses a specific gravity of 1.66 and contains hydrogen and oxygen as well as carbon.

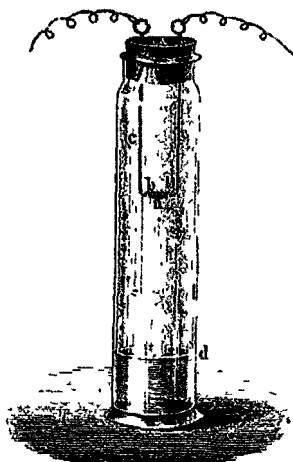


FIG. 181.

369 The diamond burns with tolerable ease when heated in the air or in oxygen. Thus if a diamond is placed on a piece of platinum foil it may be ignited by the flame of the mouth blow-pipe. To demonstrate the combustibility of the diamond in oxygen and the production of carbonic acid, the apparatus shown in Fig. 181 may be employed. Two thick copper wires (c) pass through the caoutchouc cork fitting into the cylinder containing oxygen. These are connected together by a spiral of thin platinum wire (b b) wrapped round the copper. Into this spiral a splinter or small diamond (a) is placed, and on allowing a current from 6 to 8 Grove's cells to pass through the platinum it is heated to whiteness. The diamond then takes fire, and on

breaking the circuit it is seen to burn brilliantly until it is completely consumed. A small quantity of clear lime-water may be poured into the cylinder before the experiment; the liquid remains clear until after the diamond is burnt.

When heated in hydrogen diamond undergoes no change even when heated to whiteness, and a crystal which was heated embedded in charcoal powder to the melting point of cast iron remained unchanged, while a cut brilliant, on the other hand, when thus heated became black, owing to a thin coating of graphite being formed on its surface.¹ When the diamond is heated between the carbon poles of a powerful electric battery it swells up and becomes converted into a black mass resembling coke or graphite.

When burnt all diamonds leave a residue consisting of a small quantity of incombustible ash, those which are transparent leaving less than those which are coloured. The ash amounts to from 0.05 to 0.2 per cent., has a reddish colour, and contains silica and ferric oxide. Examined under the microscope it appears principally made up of small plates or needles, frequently joined together to form a kind of network.

Most diamonds when examined under the microscope exhibit cloud-like darker portions. Dark spots are also frequently seen in them, which Brewster considers to be cavities, but Sorby has shown that they consist of small crystals of much lower refractive power than the diamond itself.

All attempts to obtain the diamond artificially have as yet been unsuccessful. We are entirely ignorant of the mode of its formation in nature. The only thing which may be regarded as certain is that it has not been formed at a high temperature. Crystals have been found within which impressions of other diamonds are seen. Kenngott observed a yellow octohedron which was enclosed in a colourless diamond, whilst Goeppert has noticed in certain diamonds the occurrence of a cell-like structure resembling that obtained when a jelly undergoes solidification.

The diamond is the most valuable of precious stones, those which are colourless and have the purest water being especially prized. The most beautiful of this kind is the Pitt or Regent diamond, which weighs 136.25 carats² or 431 grains,

¹ G. Rose, *Berlin. Acad. Ber.* 1872, p. 516.

² The word "carat" (Arabic, "qirat") is derived from *κεράτιον*, St. John's bread, or karob, the seeds of this plant having been formerly used as weights. 1 diamond carat = 3.17 grains or 0.2054 grm.

and is worth £125,000. More rarely some of the transparent but coloured stones are highly prized. Thus the celebrated blue Hope diamond, weighing only $4\frac{1}{2}$ carats, but of peculiar beauty and brilliancy, is valued at £25,000.

Amongst other celebrated diamonds that in the possession of the Nizam of Hyderabad must be mentioned. It was found a quarter of a century ago, having been used by a child as a toy. During the Indian mutiny a portion of this diamond was broken off, and the remainder, of which there is a model in the collection of the British Museum, weighs about 277 carats (Maskelyne). The largest diamond in Europe is set on one end of the Russian sceptre; it has a yellow colour, and weighs $194\frac{1}{4}$ carats. The yellow Tuscan diamond of the Emperor of Austria weighs $139\frac{1}{2}$ carats. The Koh-i-noor, one of the British crown diamonds, originally came from India, and when brought to this country in its rough state, weighed 186 carats. Owing to the imperfect character of its original cutting it had to be recut, and was thus reduced to 106 carats. The largest diamond ever found in the Brazils, termed the Star of the South, originally weighed $254\frac{1}{2}$ carats, but was reduced by cutting to 127 carats. A Cape diamond of $288\frac{1}{4}$ carats has been found. It has since been cut, and in consequence it has lost a considerable amount of its weight. The diamonds in the possession of the Shah of Persia were undoubtedly derived from the plunder of Delhi by Nadir Shah. Their weight is unknown. According to Tavernier, the Great Mogul possessed a diamond, which before cutting weighed 900 carats, whilst afterwards it only weighed 279.6 carats.

Rough or small diamonds, which cannot be used as brilliants, are termed "Boart" and are employed for a number of other purposes. Their powder is largely used for the purpose of cutting diamonds and other precious stones, whilst the splinters are used for the purpose of writing upon glass, although they will not cut that substance. For that purpose we require a naturally-curved edge of the crystal; the curved edge producing a deep split determining the fracture of the glass with certainty, whilst the straight edges merely scratch the surface.

370 *Graphite* occurs in nature tolerably widely distributed. It is usually found in lumps or nodules in granite, gneiss, and other crystalline rocks. The best graphite used for making black-lead pencils, is that which was formerly found exclusively at Borrowdale in Cumberland, in green slate. These mines are,

however, now almost exhausted, not having been worked for the last twenty years. In the sixteenth and seventeenth centuries they were so productive as to yield an annual revenue of £40,000, although they were only worked a few weeks in the year for fear of exhausting the mine. The Keswick Pencil Company still possess, however, a considerable stock of Borrowdale black-lead, locally called "wad," which they use for making the best kind of pencils. Graphite is also found at Passau in Germany, in Bohemia and in Styria. It likewise occurs in many places in the United States, the deposits at Sturbridge, Mass., and at several localities in New York being large enough to yield a considerable supply. By far the largest mine in the United States is the "Eureka Black-Lead Mine" at Sonora in California. The graphite here forms a layer of some twenty to thirty feet in thickness. It is so pure that it may be obtained in large blocks. In the year 1868 not less than one million of kilos. were raised each month.¹ Large quantities of graphite are also found in Ceylon. In Southern Siberia this substance occurs in considerable quantities in the Batongal mountains, and is largely exported to Europe.

Graphite commonly occurs in compact foliated or granular masses, but occasionally in small six-sided tables, which according to Kenngott belong to the hexagonal, but according to Nordenskjöld to the monoclinic system. It has a steel-grey colour, an unctuous touch, and it is so soft that it gives a black streak on paper. Its specific gravity varies from 2·015 to 2·583, and this considerable variation is due to the fact that almost all natural graphite contains more or less impurity which, when the graphite is burnt, remains behind as ash and consists of alumina, silica, and ferric oxide, with small traces of lime and magnesia.² It usually contains 0·5 to 1·3 per cent. of hydrogen,³ a fact which seems to point to its organic origin. Graphite is a good conductor of heat and electricity, whilst the diamond is a non-conductor. According to Gustav Rose, the crystalline variety is more difficultly combustible, whereas the compact variety burns more readily than the diamond.

The artificial preparation of graphite by melting cast iron containing a large proportion of carbon, and allowing it to cool slowly, was first observed by Scheele in 1778. Cast iron is

¹ *Chem. News*, 1868, 299.

² Mène, *Comptes Rendus*, lxiv. 1019 and 1867.

³ Regnault, *Ann. Chim. Phys.* [2], i. 202.

a compound of metallic iron with carbon, and its composition corresponds approximately with the formula CFe_4 . In the molten condition, however, it can dissolve a much larger quantity of carbon, up to as much as 4 per cent. of its weight. This excess crystallizes out as graphite when the metal cools. The coarsely crystalline grey pig-iron owes its peculiar properties as well as its appearance to the presence of graphite, and when this form of iron is dissolved in acid, scales of graphite remain as an insoluble residue.

Graphite also occurs in certain meteoric masses, as, for instance, in the meteorite which fell in 1861 at Cranbourne near Melbourne, and this meteoric graphite is, according to Berthelot, identical in properties with iron-graphite. We may thus conclude that the meteoric mass in which it has been found has been exposed to a very high temperature.

It appears not improbable that iron-graphite originates from the decomposition of the cyanides which occur in the blast furnace. According to Wagner, the black deposit which is formed by the spontaneous decomposition of hydrocyanic acid, CNH , contains graphite, as may be seen by washing the deposit with strong nitric acid, when the insoluble scales of graphite will be left behind.¹ Another remarkable mode of production of graphite, also most likely from cyanogen compounds, was first observed by Pauli² in the manufacture of caustic soda from the black-ash liquors. These liquors are evaporated to a certain degree of consistency, and Chili saltpetre is added to oxidize the sulphur and cyanogen compounds present. Torrents of ammonia are thus evolved, and a black scum of graphite is observed to rise to the surface.

When the vapour of chloride of carbon is led over melted cast iron, ferric chloride is evolved, and carbon dissolves in the iron until it becomes saturated, after which hexagonal plates of graphite separate out.³

The carbon which occurs in crystalline boron remains as amorphous carbon when the diamond boron is heated to redness. When it is heated to whiteness it takes the form of graphite.

Graphite in its chemical relations occupies a position totally distinct from that of all other forms of carbon; amongst them-

¹ *Wagner's Jahresb.* 1869, p. 230.

² *Phil. Mag.* [4], xxi. 541.

³ H. Deville, *Ann. Chim. Phys.* [3], xlix. 72.

selves, indeed, the several varieties of graphite exhibit differences of a remarkable character when they are acted upon by oxidizing agents. When finely-powdered graphite is heated with a mixture of one part of nitric and four parts of strong sulphuric acid, or when a mixture of fourteen parts of graphite and one part of potassium chlorate is warmed with twenty-eight parts of strong sulphuric acid, the graphite assumes a purple tint, but on subsequent washing it returns to its original colour. It is, however, now no longer graphite, but contains in addition oxygen, hydrogen, and sulphuric acid. When this compound is heated to redness it swells up with a copious evolution of gas, and then falls to an extremely finely-divided powder of pure graphite, which has a specific gravity of 2.25.¹ This process is employed for the purpose of purifying natural graphite. With this object it is first ground, and the powder well washed in long troughs in order to remove as much as possible of the earthy matrix with which it is mixed. The graphite thus obtained is pure enough for many uses; but if it is required in the pure state, the powder must be treated with potassium chlorate and sulphuric acid as above described. The fine powder is then thrown upon water, on the surface of which it swims, whilst the earthy matters sink to the bottom. The foliated graphite answers best for this purpose, the amorphous graphite being more difficult to purify. This variety may, however, also be rendered pure if a small quantity of fluoride of sodium be added to the mixture as soon as the evolution of chlorine trioxide gas has ceased, the object of this addition being to remove the silica as silicon tetrafluoride.

Graphite is employed for a great variety of purposes. The Cumberland black-lead pencils, the first of their kind, were originally manufactured by cutting slips of graphite out of the solid block. Experiments were afterwards made for the purpose of making use of the graphite powder, which was fused with sulphur or antimony. The pencils thus prepared were, however, hard and gritty. A remarkable improvement in the manufacture, used up to the present day, was introduced by Comte. The powdered graphite is mixed with carefully-washed clay, and the mixture placed in short iron cylinders having an opening at the bottom. The semi-solid mass is then pressed through the hole and assumes the form of a fine thread, which can be cut up into the required lengths and used for pencil-making.

¹ Brodie, *Ann. de Chimie*, xlv. 351.

Another important application of graphite is for the preparation of the black-lead crucibles largely used in metallurgical operations, especially in the manufacture of cast steel. The Patent Plumbago Company at Battersea employ Ceylon graphite for the manufacture of their crucibles, whilst the graphite employed by Krupp of Essen in the manufacture of the crucibles in which his celebrated cast steel is melted is obtained from Bohemia. The finely-ground graphite is well mixed with Stourbridge fire-clay and water, so as to obtain a homogeneous mass; the water is then pressed out and the mass formed into blocks, which have to lie for many weeks. The plasticity of the mass is thus much increased. The crucible is next moulded by hand on a potter's wheel, or sometimes formed in a mould; it is then slowly dried, and afterwards ignited in a pottery furnace, being placed in saggars in order to prevent the combustion of the graphite. These crucibles are good conductors of heat, they do not crack readily on change of temperature, and they likewise possess a clean surface, so that the metal can be poured out completely.

The finely-divided graphite purified according to Brodie's process is largely used for polishing gunpowder, especially the large-grain, blasting, and heavy ordnance powder. This coating of black lead gives a varnish to the corn and prevents it from absorbing moisture. The explosive force of the powder is, however, somewhat diminished by this coating of graphite, for Abel has shown that the explosive force of unpolished powder being 107·6, the same powder polished with common graphite has an explosive force of 89·9, and when varnished with Brodie's graphite of 99·7.

The particles of the finely-divided and purified graphite adhere together when they are brought into close contact, as by great pressure, and the mass thus obtained may be used for pencil-making and for other purposes. The pressed graphite is found to conduct electricity very much more readily than the ordinary graphite, and better than gas-coke. Thus, according to Matthiesen, its conducting power is eighteen times greater than that of natural graphite, and twenty-nine times as great as that of the dense coke used for the Bunsen's batteries. From this property, graphite powder is used largely in electrotyping, the moulds upon which it is desired to deposit the metal being covered with a fine coating of powdered graphite. This acts as a conductor of electricity, and a uniform coating of the metal is

deposited upon it. Graphite is used not only for the purpose of preventing the rusting of iron objects, but in some cases also instead of oil for lessening the friction in running machinery.

371 Amorphous Carbon.—This modification of carbon is the product of the decomposition of organic bodies, of which this element is a constant and important constituent. When organic bodies are strongly heated in absence of air, a portion of their carbon remains behind in the form of porous black charcoal, frequently exhibiting the structure of the original organised material. If, however, the organic substance fuses before carbonisation, as is the case with sugar, the carbon remains behind in the form of a light porous mass exhibiting no trace of structure.

The various forms of amorphous carbon are (1) lamp-black, (2) gas carbon, (3) coke, (4) charcoal, (5) animal charcoal.

(1) *Lamp-black.* It has already been stated that when combustible bodies, such as wax, fat, coal-gas, and other hydrocarbons, undergo combustion, the hydrogen is first oxidized, the carbon being deposited in a finely-divided condition rendered visible as soot on any cold surface held in the flame. When the burning substance is rich in carbon, the flame smokes even without its being cooled, and it does so the more strongly the smaller the supply of air. This fact is made use of for the purpose of preparing finely-divided amorphous carbon or lamp-black.

In the manufacture of lamp-black, tar, resin, turpentine, or petroleum is burnt in a supply of air insufficient to oxidize it completely, the smoky products of this imperfect combustion being allowed to pass into large chambers hung with coarse cloths, on which the lamp-black is deposited. The finest kind of lamp-black is obtained by suspending metallic plates over oil-lamps, or revolving over them metallic cylinders, on which the soot is deposited. It is purified by heating it in closed vessels, and is used for preparing Indian ink and in calico-printing, for producing grey shades; while common lamp-black is employed as a black paint and for manufacturing printer's ink. Soot or lamp-black is, however, not pure carbon, for it always contains appreciable quantities of hydrocarbons, arising from the incomplete combustion of the tar. In order to remove these impurities it is not sufficient to ignite the lamp-black strongly. It must be heated to redness in a current of chlorine for a considerable length of time, the hydrogen then combining with the chlorine, and the carbon remaining unacted upon.

(2) *Gas carbon*, which, next to lamp-black, is the purest form of amorphous carbon, is formed in the preparation of coal-gas. It is found as a deposit in the upper portion of the retorts in the form of an iron-grey coloured mass, so hard that it strikes fire like a flint. The portions of this carbon deposited on the sides of the retort contain no hydrogen, and have a specific gravity of 2.356, whereas those lying further from the surface of the retort contain some hydrogen. Gas carbon is also obtained by passing olefiant gas, C_2H_4 (which is one of the chief constituents of coal-gas), through a red-hot porcelain tube. This form of carbon conducts heat and electricity well, and is used for the preparation of the carbon cylinders or plates employed in Bunsen's battery, and the carbon-poles for the electric light.

(3) *Coke*. This substance remains behind when bituminous coal is heated to redness in absence of air. Coke is obtained as a by-product in the manufacture of coal-gas, but it is also specially manufactured in coke ovens, by burning coal in heaps and stopping the combustion at a certain stage by quenching with water. When prepared by heating in covered ovens or kilns, the coke is harder, more lustrous, and less combustible than that obtained by burning in heaps. It is termed hard-coke or engine-coke, and is largely used for iron smelting, whereas the other variety is termed soft-coke or blacksmith's coke, and is the more combustible. Coke takes fire at a much higher temperature than common coal, and, when burning, gives rise to a very high temperature, but without the elimination of smoke, as it consists almost entirely of carbon. Coke not only contains the inorganic material, or ash, present in the coal from which it is manufactured, but in addition small quantities of hydrogen, oxygen, and nitrogen, as the following analyses show:—

COKE ANALYSES.

	First Sample.	Second Sample.
Carbon	91.30	91.59
Hydrogen	0.33	0.47
Nitrogen and oxygen	2.17	2.05
Ash	6.20	5.89

372 (4) *Charcoal*. This substance is obtained in the pure state by heating pure white sugar in a platinum basin. The carbon thus obtained is purified by ignition in a current of

pure chlorine. It is tasteless and possesses no smell. It is a good conductor of electricity, and has a specific gravity of 1.57. Like the other modifications of carbon it is infusible, it cannot be volatilized, and is insoluble in every solvent. Pure sugar-charcoal is used as a reducing agent, especially in the preparation of volatile metallic chlorides, and it is peculiarly valuable inasmuch as its freedom from silica prevents the formation of volatile tetrachloride of silicon.

On the large scale, wood charcoal is prepared in the same way from wood as coke is from coal. Charcoal-burning is a very old process, and the simple methods which were originally adopted are carried on up to the present day. The method consists in allowing heaps of wood covered with earth or sods to burn slowly with an insufficient supply of air. It is usual to build up large conical heaps with billets of wood placed vertically and covered over with turf or moistened soil, apertures being left at the bottom for the ingress of air, and a space in the middle serving as a flue to carry off the gases, Fig. 182. The pile is lighted at the bottom, and the combustion proceeds gradually to the top. Much care is needed in regulating the supply of air, and the consequent rate of the combustion. One hundred parts of wood thus treated yield, on an average, sixty-one to sixty-five parts by measure, or twenty-five parts by weight, of charcoal. In Austria and Sweden charcoal is made from long logs of fir-wood, which are placed horizontally in a rectangular pile, Fig. 183.

In countries like our own where wood is scarce, charcoal is obtained from small wood or sawdust by a more modern process. It consists in the carbonisation of the wood in cast-iron retorts, and in this process not only is charcoal obtained, but the volatile products, especially wood spirit, and pyroligneous acid, as well as tar, are collected.

Good charcoal possesses a pure black colour and a bright glittering fracture. When struck with a hard object it emits a sonorous tone, and it burns without smoke or flame. The specific gravity of charcoal, when the pores are filled with air, varies between 0.106 (ash charcoal) and 0.203 (birch charcoal). Such charcoal will swim on water, but it sinks when the pores which were filled with air become filled with liquid. Charcoal rapidly absorbs gases and vapours (Saussure), and possesses the remarkable property of precipitating certain substances from solution, and absorbing them in its pores (Lowitz,

1790). Animal charcoal possesses this absorptive power in a much higher degree than common charcoal.

The properties and chemical composition of charcoal vary much according to the temperature to which the wood is heated. According to Percy,¹ wood becomes perceptibly brown at 220°,

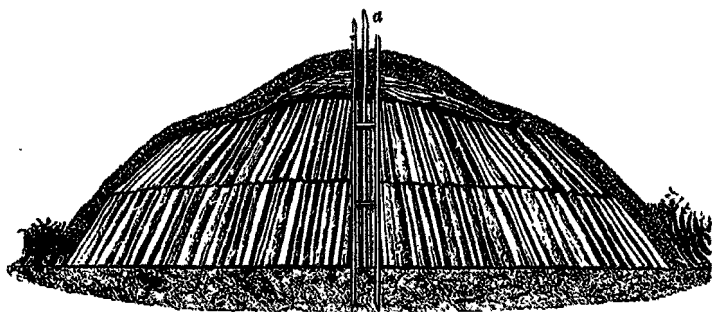


FIG 182.

whilst at 280° it becomes after a time a deep brown-black, and at 310° it is resolved into an easily pulverisable black mass. Charcoal made at 300° is brown, soft, and friable, taking fire

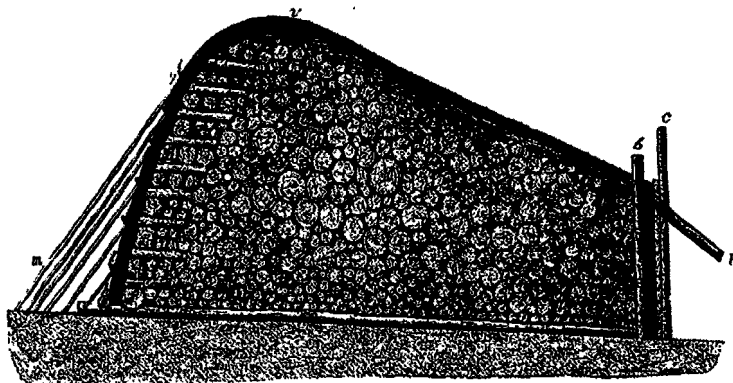


FIG. 183.

easily when heated to 380°; whilst that prepared at a high temperature is a hard, brittle substance, which does not take fire till it is heated to about 700°. The proportion of carbon contained in charcoal prepared at different temperatures varies considerably. That prepared at the lowest point contains much more of

¹ *Metallurgy, Fuel*, p. 107.

the volatile constituents of the original wood than the charcoal made at a red-heat, though, as a matter of course, the yield of charcoal is greater at the low temperature. According to Violette¹ 100 parts of buckthorn wood yield the following amounts of charcoal:—

At 250°	50 parts of charcoal containing 65 per cent. carbon
„ 300°	33 „ „ „ 73 „ „
„ 400°	20 „ „ „ 80 „ „
„ 1500°	15 „ „ „ 96 „ „

Thus charcoal, like lamp-black, as ordinarily prepared, never entirely consists of pure carbon (Davy). The following table gives the composition of charcoal obtained at different temperatures.

	270°	350°	432°	1023°	1100°	1250°	1300°	1500°	Over 1500°
Carbon . . .	70.45	70.64	81.64	81.97	88.29	88.14	90.81	94.57	96.51
Hydrogen . .	4.64	4.14	1.96	2.30	1.70	1.41	1.58	0.74	0.62
Oxygen with some nitro- gen . . . }	24.06	18.61	15.24	14.13	13.79	9.25	6.46	3.84	0.93
Ash }	0.85	0.61	1.16	1.60	1.22	1.20	1.15	0.66	1.94
	100.00	100.00	100.00	100.00	100.00	100.00	100.00	100.00	100.00

The following results were obtained by Faisst.²

	Beech charcoal.	Hard charcoal, made in iron cylinders.	Light charcoal, from wood-gas-works.
Carbon	85.89	85.18	87.43
Hydrogen	2.41	2.88	2.26
Oxygen and nitrogen .	1.45	3.44	0.54
Ash	3.02	2.46	1.56
Water	7.23	6.04	8.21
	100.00	100.00	100.00

373 Animal Charcoal, which is obtained by the carbonisation of animal materials, differs from that prepared from vegetable sources, inasmuch as it contains considerable quantities of nitrogen. *Bone-black* is obtained by charring bones in iron cylinders or retorts, and is formed as a by-product in the manufacture of animal, or Dippel's oil (*Oleum animale Dippelii*). Dry bones contain about 70 per cent. of inorganic material, consisting chiefly of calcium phosphate. This inorganic matter remains

¹ *Ann. Chim. Phys.* [3], xxxii. 305.

² Wagner, *Jahresb.* 1855, p. 457.

behind with the charcoal when the bones are charred, and thus the charcoal is deposited in an extremely finely-divided condition. It is for this reason that bone-black possesses a greater absorptive and decolorising power than wood charcoal. The presence of the phosphate of lime, however, prevents the application of this decolorising power of the charcoal to cases of acid liquids which dissolve the phosphate. In such cases it is necessary to make use of *blood-charcoal*. This is obtained by evaporating four parts of fresh blood with one part of carbonate of potash, and heating the residue in a cylinder. The charred residue is then boiled out with water and hydrochloric acid, and again heated to redness in a closed vessel. The addition of potash serves the purpose of making the charcoal as porous as possible.

Wood charcoal and, in a much higher degree, animal charcoal has the power of withdrawing many substances from their solution. Thus, if a solution of iodine in iodide of potassium be shaken up with finely-divided charcoal, the iodine is completely withdrawn from solution. In the same way certain metallic salts, especially basic salts, are decomposed when their solutions are filtered through charcoal. This power of withdrawing bodies from solution is exerted most effectually upon colouring matters and astringent principles. Thus, if a quantity of red wine (claret or port), or a solution of indigo in sulphuric acid, be shaken up and gently warmed with a quantity of freshly-ignited bone charcoal and the mixture filtered, the liquid which comes through is colourless. In the same way, if alcohol containing fusel oil be shaken up with animal charcoal, the characteristic smell of the fusel oil disappears. Wood charcoal is largely used for the latter purpose, whereas animal charcoal is employed for decolorising the juice of raw sugar. Animal charcoal is employed in a similar way in the purification of many organic compounds, although it not unfrequently happens that the compounds themselves are attracted by the porous charcoal. Occasionally this property is made use of for the separation of compounds which thus adhere to the charcoal, as, for instance, the alkaloids, from other bodies, these compounds being afterwards dissolved from the charcoal by the addition of hot alcohol. Like many other porous bodies both of these forms of charcoal possess the property of largely absorbing gaseous bodies. This power depends upon the fact that all gases condense in greater or less degree on to the surface of solid bodies with which they come in contact, and as

charcoal is very porous, or possesses a very large surface to a given mass, its absorbent power is proportionately great. Charcoal, when exposed to the air, condenses large quantities of this substance upon its surface. This may be easily shown by attaching a piece of metal to it and sinking the mass in a cylinder filled with water. If the cylinder be now placed under the receiver of an air-pump and the air exhausted, a rapid stream of bubbles will be seen to rise in brisk effervescence from the charcoal. The remarkable absorptive power of charcoal for certain gases is also well illustrated by inserting a stick of recently calcined charcoal into a tube filled over mercury with dry ammonia gas. The gas is so quickly absorbed by the charcoal that the tube soon becomes filled with mercury. Another mode of showing a similar absorption of sulphuretted hydrogen gas is to plunge a small crucible filled with freshly-ignited and nearly cold powdered charcoal into a jar of sulphuretted hydrogen. This gas is then absorbed by the charcoal in such quantity that if it be removed when saturated and plunged into a jar of oxygen the charcoal will burst into vivid combustion, owing to combination occurring between the absorbed sulphuretted hydrogen and oxygen gases.

374 The absorptive power of wood charcoal for gases was first investigated by Saussure. In his experiments he made use of beech-wood charcoal which had been recently heated to redness and then cooled under mercury in order to remove the air from its pores. The following numbers were obtained by him:—

1 volume of charcoal absorbs at 12° and under 724 mm. the following (Saussure):

	Vols.		Vols.
Ammonia	90	Ethylene	35
Hydrochloric acid . . .	85	Carbon monoxide. . .	9·42
Sulphur dioxide	65	Oxygen	9·25
Sulphuretted hydrogen	55	Nitrogen	6·50
Nitrogen monoxide . . .	40	Hydrogen	1·25
Carbon dioxide	35		

Hunter,¹ who has recently made experiments on the same subject, found that the volume of the same charcoal absorbed the following quantities of gas at the temperature 0° and under a pressure of 760 mm.

¹ *Phil. Mag.* [4], xxv. 364, xxix. 116.

Absorption of gases by charcoal (Hunter).

	Vols.		Vols.
Ammonia	171·7	Phosphine	69·1
Cyanogen	107·5	Carbon dioxide . .	67·7
Nitrous oxide . . .	86·3	Carbon monoxide . .	21·2
Methyl chloride . .	76·4	Oxygen	17·9
Methyl ether . . .	76·2	Nitrogen	15·2
Ethene	74·7	Hydrogen	4·4
Nitric oxide	70·5		

The differences observed between these two series of experiments with the same gases are to be explained by the fact that the charcoals employed were not of equal porosity. Both series, however, show that the more readily the gas is condensible the more is it absorbed by charcoal, which seems to show that the gases condensed by charcoal undergo at any rate a partial liquefaction. This view is rendered possible by the observation of Melsen,¹ that when dry hydrogen is brought in contact with charcoal saturated with chlorine a considerable quantity of hydrochloric acid is formed; even when the experiment is carried on in complete darkness; and that when charcoal saturated with chlorine is brought into a Faraday's tube and the other limb placed in a freezing mixture, liquid chlorine is obtained. In a similar way ammonia, cyanogen, sulphur dioxide, sulphuretted hydrogen, and hydrobromic acid have been liquefied.

Wood charcoal, like bone charcoal, has the power of absorbing the unpleasant effluvia evolved in the processes of decay and putrefaction as well as the moisture from the air. Stenhouse,² who has investigated this subject, has shown that charcoal not only absorbs these gases and effluvia, but has the power, especially in contact with air, of oxidising and destroying them, inasmuch as when absorbed by charcoal these substances are brought into such close contact with the atmospheric oxygen, which is also absorbed by the charcoal, that a rapid oxidation is set up, and the odoriferous products of decomposition are instantly resolved into carbon dioxide and water, and other simple compounds. This property is retained by the charcoal for a long time, and when it has lost it it can be renewed by

¹ *Comptes Rendus*, lxxvi. 81, 92.² *On Charcoal as a Disinfectant*.

ignition. Hence charcoal filters are largely used for preventing the foul sewer gases from polluting the air of the streets and houses, and charcoal respirators and ventilators have been proposed by Stenhouse as protections against the ingress of deleterious gases into the lungs. For the same reason, trays filled with heated wood charcoal, placed in the wards of hospitals or other infected apartments, have proved very effective in absorbing noxious emanations. Charcoal filters are also largely employed for filtering water for drinking purposes, as in its passage through the charcoal the water is decidedly improved in quality, not only organic and soluble colouring matters being removed, but the water undergoing aeration.

COAL.

375 When vegetable matter decays in absence of air and under water, or in the earth, it undergoes a change similar to that which occurs when it is heated. Water, carbon dioxide, and marsh gas are given off, and the residual material becomes richer in carbon. The fact of the occurrence of marsh gas and carbon dioxide as products of decomposition is rendered evident by their presence in a highly compressed condition in the coal measures at the present day, from which the former is evolved as fire-damp in enormous quantities which often produce fatal accidents. It is in this way that the coals of various kinds, lignites and peats, have been formed. Their composition compared with that of wood is shown in the following table:—

	Carbon.	Hydrogen.	Oxygen and Nitrogen.
Wood	50·00	6·00	44·00
Irish peat	60·02	5·88	34·10
Lignite from Cologne . .	66·96	5·25	27·76
Earthy coal from Dax . .	74·20	5·89	19·90
Cannel coal from Wigan .	85·81	5·85	8·34
Newcastle Hartley . . .	88·42	5·61	5·97
Welsh anthracite	94·05	3·38	2·57

The above table shows that coal is a less pure form of carbon than wood charcoal. It consists of the more or less altered remains of a vegetable world which once flourished at various

points on the earth's surface. The plants of the coal formation consist of Calamites, the representatives of the living Equisetums, of Lepidodendra, and Sigillariæ, which were the principal forest-trees, and which, though of gigantic dimensions, were true cryptogams, represented by the living Lycopods and Selaginellæ, and an important group of Conifers and Cycads, as yet not well understood, and chiefly known through their seeds, which are numerous and varied. Besides these arborescent types, ferns have formed an abundant undergrowth, many of these also having been arborescent representatives of the living tree-ferns.

In the passage into coal the original woody fibre has not only undergone a loss of hydrogen and oxygen but it has at the same time become bituminised, so that for the most part all vegetable structure has disappeared, and the coal possesses a fatty lustre and coarse slaty fracture. There are many different kinds of coal containing more or less of the hydrogen, oxygen, and nitrogen of the original woody fibre. Cannel coal and boghead coal contain the most hydrogen, and anthracite contains the least, whilst the various kinds of bituminous coals lie between these extremes.

Anthracite Coal of all coals contains the largest percentage of carbon, and has, therefore, undergone the most complete change from woody fibre. It is found in the oldest deposits of the carboniferous series, especially in Wales, Pennsylvania, and Rhode Island, and in smaller quantities in France, Saxony, and Southern Russia. It possesses a bright lustre, often sub-metallic, an iron-black colour, and is frequently iridescent. It has a conchoidal fracture. Anthracite gradually passes into bituminous coal, becoming less hard and containing more volatile matter. Its specific gravity varies from 1.26 to 1.8.

The Bituminous Coals consist of a large number of varieties, differing considerably from one another in their chemical composition, as also in their products of decomposition by heat. They have the common property of burning with a smoky flame when placed in the fire, and yielding on distillation volatile hydrocarbons, tar or bitumen, whence their name is derived.

The most important kinds of bituminous coals are (1) *caking coal*, which softens and becomes pasty or semi-solid in the fire, and yields, when completely decomposed, a greyish-black cellular mass of coke; (2) *non-caking coal*, agreeing with the last-named variety in all its external characters and even in its chemical composition, but burning freely without softening, and

without any appearance of incipient fusion; the residue which it yields is not a proper coke, being either in powder or in the form of the original coal.

Cannel Coal, sometimes called parrot coal. This is a variety of coal differing from the preceding in texture, and containing usually more volatile matters and, therefore, being specially employed for the purpose of gas-making. Cannel coal is more compact than bituminous, possesses little or no lustre, does not show any banded structure, and breaks with a conchoidal fracture and smooth surface; has a dull black or greyish-black colour. Its name is derived from the fact that small fragments, when lighted, will burn with flame, and hence it was termed candle- or cannel-coal.

376 The tables on pages 599, 600, and 601, give examples of the composition of the different forms of coal.

Connected with the true coals is a peculiar form, termed *Boghead coal* or Torbane Hill mineral, which was first found near Bathgate in Linlithgowshire, and has since been observed in other places, especially in New South Wales. This deposit occurs in the carboniferous formation, but it is not properly speaking a coal, but belongs to the class of bituminous shales. Its specific gravity is lower than that of true coal, and it possesses a brown instead of a black colour. When completely burnt it leaves a residue of about 20 per cent. of ash, and when heated in a retort, about 70 per cent. volatilises partly as gas, partly as more or less liquid or solid hydrocarbons. These are known under the name of *paraffin oils*, and are largely used for illuminating as well as for lubricating purposes, and for the preparation of solid paraffin.

Brown Coal or *Lignite* belongs to a different and more recent geological period than coal proper, being found in the tertiary formation. It consists of the remains of trees and shrubs, as ash; poplar, and others, which now exist on the surface of the earth. It possesses a brown colour and often exhibits a characteristic woody structure. Its specific gravity varies from 1.15 to 1.30.

Jet is a black variety of brown coal, compact in texture, and taking a good polish. Hence it is largely used in jewellery.

Earthy Brown Coal is another brown friable material, sometimes forming layers in beds of lignite, but it is not a true coal, inasmuch as a considerable portion of it is soluble in ether and benzene, and often even in alcohol, whereas true coal is nearly, if not quite, insoluble in these liquids.

NON-CAKING BITUMINOUS COALS.

Locality.	Sp. Gravity.	Carbon.	Hydrogen.	Oxygen.	Nitrogen.	Sulphur.	Ash.	Water.	Coke.
South Staffordshire	1.278	78.57	5.29	12.88	1.84	0.39	1.03	11.29	57.21
" "	—	70.41	4.69	12.47	—	0.71	2.20	9.52	—
" "	—	71.13	5.01	9.67	1.58	0.81	1.35	10.45	—
St. Helens, Lancashire	1.279	75.81	5.22	11.14	1.93	0.90	5.00	3.23	65.50
Scotland	—	76.08	5.31	13.33	2.09	1.23	1.96	—	—
"	—	80.63	5.16	10.61	1.33	0.84	1.43	—	—
"	—	80.93	5.21	10.91	1.57	0.63	0.75	—	—
Dowlais, S. Wales .	—	89.33	4.43	3.25	1.24	0.55	1.20	0.79	—
" "	—	87.62	4.34	2.52	1.13	1.07	3.32	0.68	—
" "	—	82.60	4.28	3.44	1.28	1.22	7.18	0.78	—
Blanzy, France . .	1.362	76.48	5.23	16.01	—	—	2.28	—	57.00
Pas de Calais . .	—	82.68	4.18	4.54	—	—	8.60	—	87.62
Hungary	1.423	73.38	3.86	11.65	—	0.58	10.53	3.06	76.33
Aix-la-Chapelle .	1.343	91.45	4.18	2.12	—	—	2.25	—	89.40

NON-CAKING BITUMINOUS COALS.

CAKING BITUMINOUS COALS.

Locality.	Sp. Gravity.	Carbon.	Hydrogen.	Oxygen.	Nitrogen.	Sulphur.	Ash.	Water.	Coke.
Northumberland .	—	78.65	4.65	13.06	—	0.55	2.49	—	—
" .	—	82.42	4.82	11.11	—	0.86	0.79	—	—
" .	1.276	81.41	5.83	7.90	2.05	0.74	2.07	1.35	66.70
" .	1.259	78.69	6.00	10.07	2.37	1.51	1.36	—	—
Nottinghamshire .	—	77.40	4.96	7.77	1.55	0.92	3.90	3.50	63.18
Blaina, S. Wales .	—	82.56	5.36	8.22	1.65	0.75	1.46	—	—
" .	—	83.44	5.71	5.93	1.66	0.81	2.45	—	—
" .	—	83.00	6.18	4.58	1.49	0.75	4.00	—	—
Epinal	1.353	81.12	5.10	11.25	—	—	2.53	—	63.60
Charleroi	—	86.47	4.68	5.30	—	—	3.55	—	84.43
Pas de Calais	—	86.78	4.98	5.84	—	—	2.40	—	77.05
Hungary	1.295	86.93	4.35	6.47	—	0.86	0.89	1.20	78.85

CANNEL COALS.

Locality.	Sp. Gravity.	Carbon.	Hydrogen.	Oxygen.	Nitrogen.	Sulphur.	Ash.	Water.	Coke.
Wigan	1·317	84·07	5·71	7·82	—	—	2·40	—	59·00
"	1·276	80·07	5·53	8·08	2·12	1·50	2·70	0·91	—
Ashton-under-Lyne	—	83·25	5·75	5·06	—	0·86	3·48	1·60	63·25
Tyneside	1·319	78·06	5·80	3·12	1·85	2·22	8·94	—	—
Mold, Wales . . .	—	79·87	5·78	8·09	—	0·57	2·85	2·84	56·60
" "	—	77·81	8·47	6·32	—	0·71	6·01	0·68	27·92
Scotland	—	66·44	7·54	10·84	1·36	0·84	12·98	—	—
"	—	63·10	8·91	7·25	—	0·96	19·78	—	30·23
ANTHRACITE COAL.									
Swansea, S. Wales.	1·348	92·56	3·33	2·53	—	—	1·58	—	—
South Wales . . .	1·392	90·39	3·28	2·98	0·83	0·91	1·61	2·00	—
" "	—	87·02	3·14	2·16	0·90	0·67	6·11	—	—
Pennsylvania . . .	1·462	90·45	2·43	2·45	—	—	4·67	—	—
"	—	92·59	2·63	1·61	0·92	—	2·25	—	—
"	—	84·98	2·45	1·15	1·22	—	10·20	—	—

Turf is a material which is being constantly formed by the decomposition of marsh plants, chiefly mosses, &c. It always contains nitrogenous compounds—which are the cause of the peculiar smell which it gives off on heating—and it is very rich in ash.¹

Yield of Coal in Great Britain.—The following tables, taken from an article in the *Times* newspaper, show (I.) the number of collieries opened out in the various coal-bearing districts of the United Kingdom; and (II.) the production of coal in each of the districts named, giving the total produce in the years 1871 and 1875:—

TABLE I.

	1871.	1875.	Increase.
North Durham and Northumberland	164	170	6
Cumberland	27	39	12
South Durham	140	177	37
Cheshire	29	37	8
Lancashire, East and North	287	400	113
Lancashire, West	157	188	31
Yorkshire	423	523	100
Derbyshire	130	255	125
Nottinghamshire	27	46	19
Warwickshire	18	31	13
Leicestershire	12	25	13
South Staffordshire & Worcestershire	807	442	135
North Staffordshire	104	157	153
Shropshire	59	64	5
Gloucestershire	66	90	24
Somersetshire	33	40	7
Monmouthshire	74	91	17
South Wales	299	415	116
North Wales	79	124	45
Scotland (East)	216	334	118
Scotland (West)	204	232	28
Ireland	30	53	23
Totals ...	2,885	3,933	1,048

¹ For further information on the subject of coal, lying beyond the scope of this work, we refer our readers to the following standard works:—Percy's *Metallurgy: Fuel*. London, 1875; Hull *On the Coal Fields of Great Britain*; *Statistics of Coal*, by R. C. Taylor. 1855; Ronalds and Richardson's *Chemical Technology*, vol. i.; Ronalds *On Fuel and its Applications*; Jevons, *The Coal Question*; *Report of the Royal Commission on Coal*.

TABLE II.

	1871. Tons.	1875. Tons.	Increase. Tons.	Decrease. Tons.
Durham and North- umberland ...	29,190,116	32,097,823	2,907,207	—
Cumberland ...	1,423,661	1,226,737	—	196,924
Yorkshire ...	12,801,260	15,425,278	2,624,018	—
Derbyshire ...	5,360,000	7,091,325	1,731,325	—
Nottinghamshire ...	2,469,400	3,250,000	790,600	—
Warwickshire ...	723,600	799,750	76,150	—
Leicestershire ...	699,900	1,154,619	454,719	—
Staffordshire and Worcestershire ...	14,281,250	14,703,004	426,754	—
Lancashire ...	13,851,000	17,076,044	3,225,044	—
Cheshire ...	975,000	658,945	—	317,055
Shropshire ...	1,350,000	1,229,785	—	130,215
Gloucestershire ...	1,412,297	1,273,080	—	139,217
Somersetshire ...	673,878	654,871	—	29,000
Monmouthshire ..	4,915,525	3,525,975	—	1,389,550
South Wales ..	9,120,000	10,632,597	1,512,597	—
North Wales ...	2,500,000	2,377,308	—	162,692
Scotland ...	15,438,291	18,597,507	3,159,216	—
Ireland ...	165,750	127,950	—	37,800
Total ...	117,352,028	131,867,105		

CARBON AND HYDROGEN.

377 All the elements which we have hitherto described, with the single exception of boron, combine with hydrogen. But each of these elements possesses the power of forming only one *volatile hydride*. Carbon, on the other hand, is distinguished from the foregoing elements as well as from all the others by the fact that it is capable of forming an extremely large number of hydrogen compounds. These substances are called *hydrocarbons*, and are all *volatile bodies*.

This peculiarity of carbon depends upon the fact that one atom possesses the property of combining with another atom of carbon, one or more of its four combining units being thus

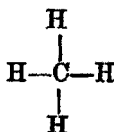
saturated, whilst the remaining combining units are capable of being saturated with hydrogen.

It has already been shown that other elements, such as oxygen and sulphur, possess the same property, though in a much smaller degree. Thus we know of no volatile compound which contains more than seven atoms of sulphur or of oxygen linked together in the same molecule. Disulphuryl chloride, $S_2O_6Cl_2$, is the compound which contains the largest number of atoms belonging to this group.

In the case of carbon such a limit has not, as yet, been found. The number of hydrocarbons does, however, not merely depend upon the number of carbon atoms which can occur combined with one another, inasmuch as the atoms may saturate one another reciprocally by the union of one, two, three, or even four of their own combining units. Notwithstanding this complexity of construction, the hydrocarbons may be classed in certain groups, each one of which can be represented by a general formula. Of these the three simplest are:—

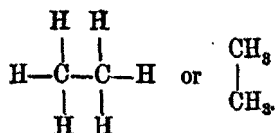
GROUP I.	GROUP II.	GROUP III.
C_nH_{2n+2}	C_nH_{2n}	C_nH_{2n-2}
Methane, CH_4 .	—	—
Ethane, C_2H_6 .	Ethene, C_2H_4 .	Ethine, C_2H_2 .
Propane, C_3H_8 .	Propene, C_3H_6 .	Propine, C_3H_4 .
Butane, C_4H_{10} .	Butene, C_4H_8 .	Butine, C_4H_6 .
Pentane, C_5H_{12} .	Pentene, C_5H_{10} .	Pentine, C_5H_8 .

The constitution of these bodies may be readily understood. In the first group, which is the richest in hydrogen, the carbon atoms are only connected together by one combining power, and each member of the group may be considered to be derived from the first member, termed *methane* or *marsh gas*, the constitution of which is rendered clear by the following graphical formula:—

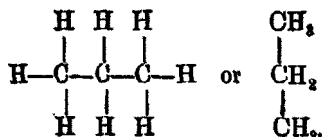


If one atom of hydrogen in this compound be replaced by an atom of carbon, only three atoms of hydrogen have to be added

to this in order to give rise to a saturated molecule, and thus we come to the second member of the group :—



And from this in a similar way the third member, propane, is obtained :—

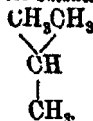


It is a peculiarity of the hydrocarbons that many members of the family having an identical composition, possess different physical or chemical properties. This phenomenon is known by the name of *isomerism*. Thus, for instance, we are acquainted with two butanes and three pentanes. The constitution of these bodies can also be readily explained, as is indicated in the following graphical formulæ :—

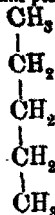
Normal butane.



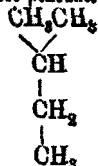
Iso-butane.



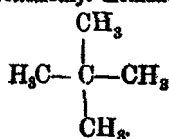
Normal pentane.



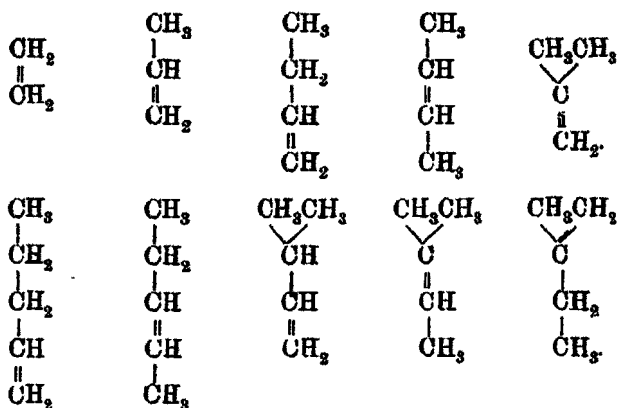
Iso-pentane.



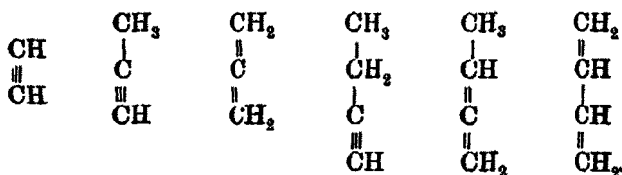
Tetramethyl methane.



In the hydrocarbons of Group II. two of the carbon atoms in the group are connected together by two combining powers. In like manner, many isomeric compounds exist amongst these, as is seen in the following examples :—

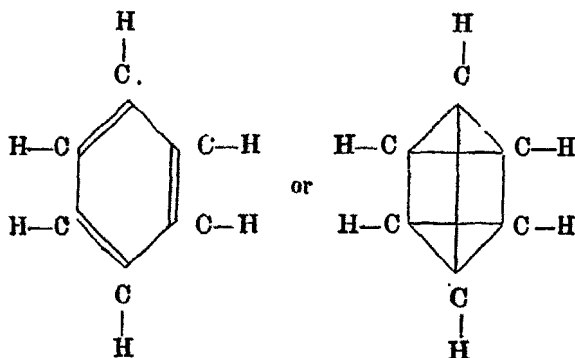


The constitution of the members of Group III. is illustrated by the following examples :—



In each of these three different groups the composition of each higher member is distinguished from the preceding by the increment CH_2 . Hydrocarbons thus differing one from the other are said to belong to *homologous series*.

The atoms of carbon may, however, be arranged according to an altogether different method. Thus, for instance, a hydrocarbon contained in coal-tar, and called benzene, C_6H_6 , has in all probability the following constitution :—



Almost all the other carbon compounds are derived from the hydrocarbons by the substitution of other elements or radicals for hydrogen. It is, however, only in the lowest members of the different groups that all the hydrogen can be thus substituted. Hence it follows that the majority of the carbon compounds contain hydrogen, in other words they contain a residue of the original hydrocarbon. All compounds which occur in the animal and vegetable kingdoms belong to this class, or are derivatives of the hydrocarbons. Their number, if we take into consideration those bodies which can be prepared from them artificially by chemical metamorphoses and of which many can be prepared synthetically, is larger than the number of compounds of all the other elements taken together. For this reason they are separately treated of under the head of *Organic Chemistry*, which we now define to be the *Chemistry of the Hydrocarbons and their derivatives*. In this portion of the present work only the simplest hydrocarbons will be shortly considered.

METHANE, METHYL HYDRIDE, MARSH GAS, OR FIRE-DAMP.
 CH_4 . Density=7.985.

378 This gas is found in the free state in nature, and its occurrence was observed from early times. Thus Pliny mentions the combustible gaseous emanations which occur in several districts, and Basil Valentine remarks upon the outbreaks of flame which occur in mines, and which are preceded by a suffocating damp or vapour. He does not consider that this vapour is combustible, but rather believes that the flame was emitted by the rocks for the purpose of destroying this poisonous vapour.

Marsh gas, like some other combustible gases, was not distinguished from inflammable air or hydrogen until Volta in the year 1776 showed that inflammable air, when burnt, required only one-fourth of the volume of oxygen which was needed for the complete combustion of marsh gas, and that in this latter case alone was carbonic acid formed. In the year 1785 Berthollet proved that this gas contains both carbon and hydrogen, but it was at that time not distinguished from olefiant gas (or ethene, C_2H_4). In 1805 William Henry clearly pointed out the difference between these two gases.

Marsh gas is a colourless gas, which was first liquefied by Cailletet on exposing the gas to a pressure of 180 atmospheres at 7° . Its specific gravity, according to Thomson, is 0.558. It is very

inflammable, and burns with a slightly luminous bluish flame. A mixture of the gas with double its volume of oxygen explodes in contact with a flame, much more violently than the detonating mixture of oxygen and hydrogen. Marsh gas also explodes, although less violently, when mixed with ten times its volume of air. Marsh gas is only slightly soluble in water, its co-efficient from 6° to 26° being obtained from the equation :

$$c = 0.05449 - 0.0011807t + 0.000010278t^2.$$

It is more easily soluble in alcohol, the solubility between 2° and 24° being represented by the formula :

$$c = 0.522586 - 0.0028655t + 0.0000142t^2.$$

We have already seen that marsh gas occurs free in nature. It is evolved, together with other hydrocarbons, in large quantities in the petroleum springs. The holy fire at Baku on the Caspian Sea, which has been burning from the earliest historical times, is due to marsh gas, mixed, according to Hess, with small quantities of nitrogen, carbon dioxide, and the vapours of petroleum. The gas which is evolved from the mud volcanoes of Bulganak in the Crimea has been shown by Bunsen¹ to consist of pure marsh gas. The gases which escape in large quantities from the oil springs in Butler County, Pennsylvania, contain, according to Sadtler's analyses,² marsh gas and its homologues, together with hydrogen. These gases are collected and carried by pipes to the rolling mills at Pittsburg, a distance of fifteen miles, where the gas is employed as a fuel.

Enormous quantities of marsh gas, or fire-damp, as it is termed by the miners, are evolved in coal-pits, due in all probability to a slow decomposition of the coal. Reservoirs of this gas in a highly compressed state are often met with pent up in the crevices and cavities of the coal measures. Some beds of coal are so saturated with gas that when they are cut it may be heard cozing from every pore of the rock, and the coal is called by the colliers *singing coal*; and in other cases the gas escapes by what are termed *blowers*, and the mixture of gases frequently collects in the old workings or unventilated portions of the pit. Not unfrequently fire-damp bursts forth in large quantities from the seams of coal, or from the strata of clay which divide them. This is the frequent cause of the terrible accidents which

¹ *Gasometry*, p. 147.

² *Amer. Philos. Soc.* 1876; see also Laurence Smith, *Ann. Chim. Phys.* [5], viii. 566.

sometimes, in spite of all care, will occur. The Lundhill colliery explosion in 1857 was one of the most calamitous on record. The sudden escape of gas from a blower in a neighbouring colliery is thus described: "The fire-clay of the floor of the seam was seen to heave at different points along the face, and presently large fractures were made in it, through which gas was ejected with great violence, and with a sound very similar to the rushing of steam at a high pressure from a boiler. After the explosion at Lundhill, the pent-up gas still issued within the mine under such pressure as to support two columns of water thirty feet high, the one ten feet and the other eleven and a half feet in diameter." The outburst of gas appears, sometimes at least, to be connected with a rapid fall in the barometer, the reduced atmospheric pressure enabling the gas to force its way out.¹ If he should escape from the effect of the explosion, the miner has still to fear its result, inasmuch as the gas in exploding renders ten times its own bulk of air unfit for respiration, and the *after-damp* or vitiated atmosphere produced by the explosion contains carbon dioxide sufficient to render it irrespirable. Hence the difficulty of descending into the pit after the explosion without proper precautions, or until a sufficient amount of ventilation has been re-established. The only satisfactory means of guarding against these sudden outbreaks in fiery pits is the establishment of a thorough and perfect system of ventilation, by means of which such an amount of air is brought into all parts of the workings as to render the formation of the inflammable mixture difficult or impossible, even when a sudden outbreak of gas occurs.

The escape of marsh gas at the surface of the ground in the neighbourhood of the coal measures is frequently observed. This was first noticed by Thomson, at Bedley, near Glasgow, where a flame, once lighted, burnt for many weeks in succession. A similar case has been noticed by Pauli near St. Helen's. The following analyses by Graham show the composition of fire-damp:—²

	Sp. Gr.	Marsh gas.	Nitrogen.	Oxygen.
Five quarter seam, } Gateshead colliery }	0.5802	94.2	4.5	1.3
Bansham seam, } Hebburn colliery }	0.6327	—	—	0.6
Killingworth colliery	0.6306	82.5	16.5	1.0

¹ Scott and Galloway, *Proc. Roy. Soc.*, xx. 292.

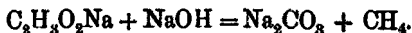
² *Phil. Mag.* xxviii. 437.

A mode of formation of methane by the slow decomposition of vegetable matter, somewhat similar to that taking place in the coal measures, occurs in ponds or marshes, whence one of the names of the gas is derived. The gas-bubbles which rise when a stagnant pool containing decomposing leaves and vegetable matter is stirred, consist essentially of marsh gas, which is mixed with carbon dioxide and nitrogen. The gas collected by Bunsen in July 1848, from a pond in the botanical gardens of Marburg, contained, after the absorption of carbon dioxide by caustic potash, the following:—

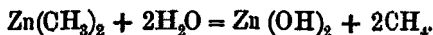
Methane	48.5
Nitrogen	51.5

Methane also invariably occurs amongst the products of the dry distillation of organic bodies, and hence it is present in very considerable quantities in coal-gas.

379 *Preparation*—(1). In order to prepare marsh gas an intimate mixture of one part of acetate of soda with four parts of soda-lime (a mixture of caustic soda and lime) is heated. This is best accomplished in a tube of hard glass closed at one end, and fitted with a delivery-tube at the other, or, in place of this, an iron tube or a copper flask may be employed. In order to prepare the gas as pure as possible, the mixture must only be heated to the point at which the gas begins to be evolved, but even with all care it is impossible to avoid the presence of some free hydrogen and some ethylene. This latter impurity may, however, be removed by passing the gas through a U-tube containing pumice-stone soaked in strong sulphuric acid. In a sample of the gas thus prepared and purified, Kolbe¹ found 8 per cent. of hydrogen. The formation of methane from acetic acid is shown by the following equation:—



(2) Chemically pure methane is obtained from zinc methyl, $\text{Zn}(\text{CH}_3)_2$, which is decomposed by water as follows:—²



(3) Marsh gas can be obtained synthetically by passing a mixture of sulphuretted hydrogen and the vapour of carbon disulphide over red-hot copper:—³

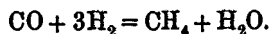


¹ *Ausfuhr. Lehrb. Org. Chemie.*, i. 275.

² *Frankland, Phil. Trans.* 1852 [2], 417.

³ Berthelot, *Comptes Rendus*, 1856, xliii. 454.

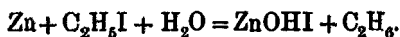
(4) The same gas is likewise formed when a mixture of carbon monoxide and hydrogen is exposed to the action of the electric induction spark:—¹



ETHYL HYDRIDE OR ETHANE, C_2H_6 . Density = 1.497.

380 This gas is invariably present in the gaseous discharge accompanying petroleum in the oil springs of Pennsylvania, and is dissolved in considerable quantities in the liquid hydrocarbons.²

Preparation.—(1) Ethane is readily obtained by treating ethyl iodide with zinc and water under pressure at a temperature of 150° ; ³ thus:—



(2) The same gas is produced when a galvanic current is passed through a concentrated solution of acetate of potash:—⁴



Hydrogen and carbon dioxide are evolved at the negative pole, whilst ethane is set free at the positive pole.

Properties.—Ethane is a colourless and odourless gas, slightly soluble in water, but more soluble in alcohol. According to Schickendantz, its coefficient of absorption in water is:

$$c = 0.094556 - 0.0035324t + 0.00006278^2.$$

Its specific gravity, according to Kolbe, is 1.037. Brought in contact with a light, it burns with a bluish, slightly luminous flame.

ETHYLENE, ETHENE, OR OLEFIANT GAS, C_2H_4 .
Density = 1.397.

381 This gas appears to have been discovered by Becher, who obtained it by heating alcohol with sulphuric acid. His observations were, however, considered to be erroneous up to the time of Priestley, who, in his *Experiments and Observations on Air*,

¹ Brodie, *Proc. Roy. Soc.* xxi. 245.

² Ronalds, *Journ. Chem. Soc.* [2], iii. 54.

³ Frankland, *Quart. Journ. Chem. Soc.* 1850, p. 263.

⁴ Kolbe, *Ann. Chem. Pharm.* lxi. 257.

mentions that Ingenhoush has seen such a gas prepared by a certain Enée in Amsterdam. The properties of olefiant gas were accurately studied in the year 1795 by Deimann, Paets van Troostwyk, Bondt, and Lauwerenburgh.¹ These Dutch chemists found that the gas obtained from alcohol and sulphuric acid was totally different from ordinary inflammable air, and that it contained both hydrogen and carbon. The difference between marsh gas and olefiant gas was first pointed out by William Henry² in 1805, and his view of the composition of the gas was borne out by the subsequent experiments of Dalton, Davy, and Berzelius. In those days, marsh gas and olefiant gas were the only hydrocarbons known, so that their specific gravities being very different, they were termed the light- and the heavy-carburetted hydrogen respectively. In his *History of Chemistry*³ Thomas Thomson states that it was by the investigation of the chemical composition of these two gases that Dalton was led to the recognition of the laws of combination in multiple proportions, and to the conception of his atomic theory, from noticing that for the same quantity of hydrogen heavy carburetted hydrogen contains twice the quantity of carbon that is contained in marsh gas.

Preparation.—In order to prepare olefiant gas, alcohol is heated with strong sulphuric acid. The method proposed by Erlenmeyer and Buute⁴ is the best. Twenty-five grams of alcohol and 150 grams of sulphuric acid are brought into a flask of from two to three liters in capacity (see Fig. 184), and the mixture heated till the evolution of gas begins. By means of a funnel-tube, furnished with a stopcock, *b*, a mixture of equal volumes of alcohol and sulphuric acid is then allowed to drop into the flask. To purify the gas thus obtained it must be first washed through concentrated sulphuric acid, and afterwards through caustic soda, contained in the Woulff's bottles, *c* and *d*. It may then be collected over water and preserved in a gas-holder.

Properties.—Ethylene is a colourless gas, possessing a peculiar etherial smell; in water it is only slightly soluble, but more soluble in alcohol; its solubility in water between 5° and 21° is expressed by the following equation (Pauli):—

$$c = 0.25629 - 0.00913631t + 0.000188108t^2,$$

¹ *Crell. Ann.* 1795.

² Vol. ii. p. 291.

³ *Nicholson's Journal*, 1805.

⁴ *Ann. Chem. Pharm.* clxviii. 64.

Its specific gravity is 0.9784. When cooled down to a temperature of -100° it condenses under increased pressure to a colourless liquid, boiling under a pressure of four to five atmospheres at -75° , and requiring a pressure of 4.25 atmospheres to liquefy it at 1° (Faraday). It is easily inflammable, and burns with a brightly luminous flame. A mixture of one volume of olefiant gas and three volumes of oxygen explodes with extreme violence when ignited.

One very characteristic property of ethene is its power of uniting with an equal volume of chlorine to form a heavy colourless liquid termed ethylene dichloride, $C_2H_4Cl_2$, or, Dutch

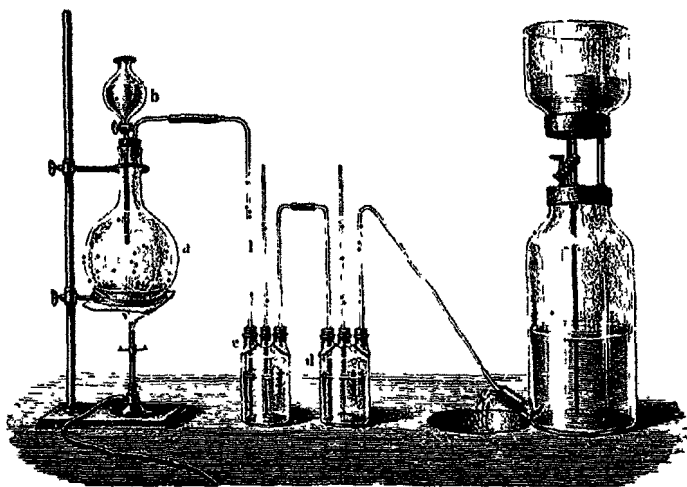


FIG. 184.

liquid, it having been first observed by the four Dutch chemists already named. From this property, indeed, the gas derives its name. It was originally termed *gaz huileux*, but this name was afterwards changed by Fourcroy to *gaz oléfiant*. When brought in contact with strongly ozonised oxygen, ethene detonates very powerfully. In order safely to exhibit this property, a current of the gas is allowed to pass through a wide tube about 10 mm. in diameter, whilst ozonised oxygen is allowed to enter into this by means of a narrow tube, which is inserted into the wider tube to a distance of one centimeter. As soon as the

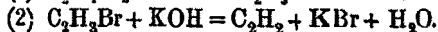
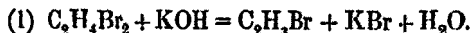
ozonised oxygen comes in contact with the olefiant gas a detonation occurs usually accompanied with the formation of white fumes.¹

ACETYLENE OR ETHINE, C_2H_2 . Density = 12.97.

382 This gas was discovered and its composition determined in 1836, by Edmund Davy,² who prepared it by treating with water the black mass obtained in the manufacture of potassium. The existence of this gas was afterwards observed by some other chemists, but it was not until the year 1859 that Berthelot³ investigated it completely. Acetylene is always produced by the incomplete combustion of many volatile organic substances, especially of ethylene, coal-gas, and other hydrocarbons, as well as the vapours of alcohol, ether, &c. Acetylene is also formed when the vapours of these organic liquids are passed through red-hot tubes.

Acetylene is remarkable as being the only hydrocarbon which has been obtained by the direct union of its elements. These only combine together at the highest temperature which can be artificially produced. In order to prepare acetylene in this way the electric arc, obtained by the passage of a powerful current between two poles of gas carbon, is employed. These carbon poles are fitted through apertures in a globular glass vessel, through which a slow current of pure hydrogen is allowed to pass.

Acetylene can also be prepared in any wished-for quantity from ethylene dibromide. If this substance be heated with an alcoholic solution of caustic potash, the following reactions take place:—



To remove any vapours of the very volatile bromethene which may be carried over from this operation, the gases evolved from the boiling liquid are allowed to pass through a second flask containing a boiling alcoholic solution of caustic potash.

Properties.—Acetylene is a colourless difficultly condensable gas, having a specific gravity of 0.92, with a very unpleasant penetrating smell, which is always observed when the flame of a Bunsen

¹ Houzeau and Renard, *Comptes Rendus*, lxxvi. 572.

² *Reports of British Association*, 1836, p. 62.

³ *Ann Chim. Phys.* [8], lvi. 82.

lamp burns down, that is, when the gas, instead of burning at the top of the tube, burns at the small jet at the bottom.

At 18° it dissolves in its own volume of water, whilst alcohol dissolves six times its volume of the gas. Acetylene burns with a strongly luminous and smoky flame. It acts as a poison when it comes in contact with the blood, combining with the hæmoglobin.¹ Like ethylene it combines directly with chlorine and bromine, forming with the latter element acetylene dibromide, $C_2H_2Br_2$, as well as the tetrabromide, $C_2H_2Br_4$.

Very characteristic derivatives of acetylene are the explosive compounds which it forms with certain metals or metallic salts. Thus, if the gas is allowed to pass over fused potassium, hydrogen is evolved, and bodies having the composition C_2HK and C_2K_2 are formed. Both of these substances are black powders, which are decomposed in contact with water with explosive violence, acetylene being reproduced. A similar calcium compound was obtained by Wöhler on heating a mixture of calcium and zinc with carbon to whiteness. This substance, when treated with water, yields lime and acetylene. When the gas is passed through an ammoniacal solution of a cuprous salt, a dark blood-red precipitate is formed, having the composition $C_2H_2Cu_3O$.² This reaction is a very characteristic one. It serves as a test for the presence of acetylene, and is so delicate, that by its means $\frac{1}{200}$ part of a milligram of acetylene can be with certainty detected (Berthelot). Acetylene is always contained in coal-gas, although in very small quantity. Its quantity may be determined, as well as its presence shown, by passing the coal-gas through an ammoniacal cuprous solution.

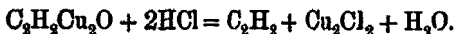
For the purpose of exhibiting this reaction the flame of a large Bunsen-burner is allowed to burn down, the air-openings at the bottom are then nearly closed, and when the maximum amount of gas is burning, a large dry balloon is brought over the tube of the burner, so that the incompletely burnt gas is brought into the middle of the vessel. After some minutes the balloon is removed and a few drops of ammoniacal solution of cuprous chloride, Cu_2Cl_2 , are poured in, the balloon being shaken so as to bring a thin film of the liquid over the whole of the interior surface. This is then seen to be covered with a coating of the red acetylene-copper compound.

If a current of acetylene be led into an ammoniacal solution

¹ Bistrow and Liebreich, *Ber. Deutsch. Chem. Ges.* i. 220.

² Blochmann, *Ber. Deutsch. Chem. Ges.* vii. 274

of a silver salt, $C_2H_2Ag_2O$ separates out in the form of a white precipitate. This body, like the copper compound, explodes on heating or by percussion. On the addition of acids to these compounds, acetylene is evolved. Hence they may be employed for the separation of the gas from a gaseous mixture, as well as for the purpose of obtaining it in a chemically pure state; thus:—



A simple method for preparing acetylene is as follows:—A bent funnel (see Fig. 185) is placed over a burner, in which the

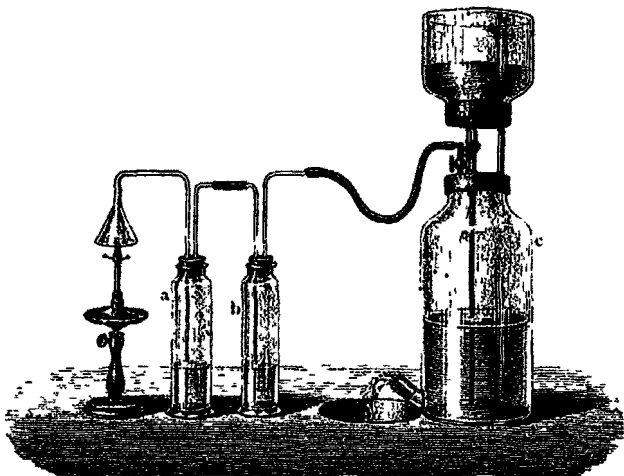


FIG. 185.

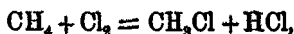
flame is burning down. Connected with the neck of the funnel are two cylinders, *a* and *b*, containing an ammoniacal solution of nitrate of silver, and the products of the combustion are drawn through the liquids contained in the cylinders by means of an aspirator, *c*. By the addition of hydrochloric acid to the precipitate, pure acetylene can be obtained, and the chloride of silver which is precipitated only requires to be again dissolved with ammonia in order to fit it to be employed a second time for the same purpose.

If the compound $C_2H_2Cu_2O$ be allowed to remain in contact with zinc and aqueous ammonia, the nascent hydrogen evolved by the action of the zinc combines with the acetylene and forms

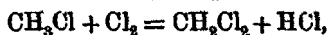
ethylene. Platinum-black when brought in contact with a mixture of acetylene and hydrogen also brings about the same combination, both ethylene and ethane being formed.¹

CARBON AND CHLORINE.

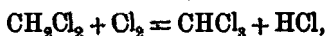
383 Under no circumstances can these elements be made to unite directly together. But compounds of carbon and chlorine are obtained by the action of chlorine on certain hydrocarbons, the hydrogen being replaced by chlorine and *substitution products* being formed. It is, however, usually impossible to replace in this way the whole of the hydrogen in a hydrocarbon, by chlorine. This complete substitution can be carried out only in the case of the lowest members of the different series of the hydrocarbons. Thus, for instance, when chlorine acts upon marsh gas the following reactions occur:—



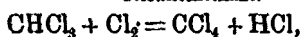
Monochlormethane.



Dichlormethane.

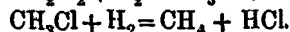
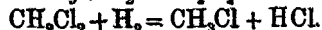
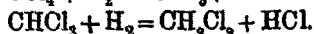
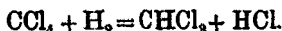


Trichlormethane.



Tetrachlormethane.

If the compounds thus obtained are treated with zinc and hydrochloric acid, the nascent hydrogen produces the inverse substitution:—



Bromine gives rise to substitution products of a similar character. Iodine, on the other hand, can only be introduced into a hydrocarbon by indirect means.

A detailed description of the properties of the other compounds of carbon belongs to Organic Chemistry or the Derivatives of the Hydrocarbons.

¹ V. Wilde, *Ber. Deutsch. Chem. Ges.* vii. 353.

CARBON AND OXYGEN.

Carbon forms two oxides, both of which are gaseous :—

Carbon monoxide, CO.

Carbon dioxide, CO₂.

CARBON MONOXIDE, CO. Density = 13.96.

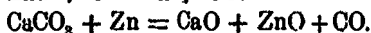
384 This compound, which is commonly known as carbonic oxide, was first obtained by Lassone by heating zinc oxide with charcoal.¹ He found that a combustible gas is thus given off which burns with a blue flame, and when mixed with air does not explode, as is usually the case with inflammable air. Lavoisier obtained the same gas by heating alum and charcoal together, and found that on combustion it yields carbonic acid. In spite of these observations the gas was for a long time mistaken for hydrogen, until Priestley in 1796 showed that iron scales (oxide of iron), when heated with well-calced charcoal, gives out an inflammable air, whereas according to Lavoisier's theory it ought only to give carbonic acid. This fact was, in Priestley's opinion, opposed to the antiphlogistic system, whilst it supported the view that inflammable air is phlogisticated water, and this was corroborated by the fact that when steam is led over red-hot charcoal it is phlogisticated to inflammable air. This conclusion was one which upholders of the Lavoisierian system found difficult to disprove, and they had to assume that hydrogen was still contained even in the most strongly-heated charcoal, and this fact Priestley most satisfactorily proved to be incorrect in his last work, *The Doctrine of Phlogiston Established*, published in 1800.

In the same year Cruikshank was engaged with the examination of this same gas, which he obtained by heating carbon with different metallic oxides. From its comparatively high specific gravity he concluded that this gas was not a hydrocarbon, as others had assumed it to be. When burnt with oxygen it yielded no trace of water, and nothing but carbon dioxide, whilst the oxygen which was needed for its combustion was less in volume than that which is contained in the carbonic acid gas formed. Whence he concluded that it must be an oxygen compound, and he therefore gave to it the name of "gaseous oxide

¹ *Mem. Paris Acad.* 1776.

of carbon." Clément and Désormes soon after confirmed Cruikshank's results; they determined the composition of carbonic oxide more accurately than he had done, and found that it is likewise formed when carbon dioxide is led over red-hot charcoal.

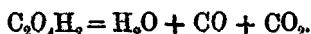
385 Preparation.—Carbon monoxide can be prepared in various ways. (1) It is formed when zinc oxide, ferric oxide manganese dioxide, and many other oxides are heated with charcoal; it is also formed when chalk (calcium carbonate) and other carbonates are heated with metallic zinc or iron filings; the decomposition which takes place in these cases is represented by the following:—



(2) If carbon dioxide (carbonic acid gas) is passed through a long red-hot tube filled with charcoal:—



(3) When oxalic acid or an oxalate is heated with concentrated sulphuric acid, a mixture of equal volumes of carbon monoxide and carbon dioxide is evolved; thus:—

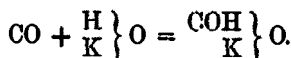


The carbon dioxide may readily be separated from the carbon monoxide either by passing the mixed gases through a solution of caustic soda or by collecting the mixture over water rendered alkaline by this substance.

(4) Pure carbonic oxide is formed when formic acid or a formate is heated with concentrated sulphuric acid:—



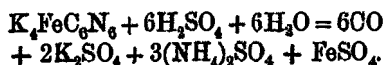
On the other hand, carbonic oxide can be converted into formic acid by heating it with caustic potash, potassium formate being produced (Berthelot):—



(5) Carbon monoxide can be readily prepared on a large scale by heating finely powdered yellow prussiate of potash (potassium ferrocyanide) with from 8 to 10 times its weight of strong sulphuric acid;¹ in this reaction, potassium sulphate, ammonium

¹ Fownes, *Phil. Mag.* xxiv. 21.

sulphate, and iron sulphate, are formed; the following equation representing the decomposition:—



The water which is shown in the equation is contained in the yellow prussiate itself, which crystallizes with three molecules of water, and the rest from the commercial acid, which invariably contains some. According to Grimm and Ramdohr¹ it appears that sulphur dioxide and carbon dioxide are evolved in the beginning of the reaction, but afterwards pure carbon monoxide is given off.

Properties.—Carbon monoxide is a colourless, tasteless gas, which possesses a peculiar, though slight, smell, and has a specific gravity of 0.9678 (Cruikshank). It can be liquefied by exposure to a very low temperature under a pressure of 300 atmospheres (Cailletet). In water it is only very slightly soluble, its absorption-coefficient, according to Bunsen and Pauli, being obtained from the following equation:—

$$c = 0.03287t - 0.00081632t^2 + 0.000016421t^3.$$

It is, however, easily soluble in an acid or ammoniacal solution of cuprous chloride, Cu_2Cl_2 . Carbon monoxide is very easily inflammable, and burns with a bright blue flame. The lambent flame observed on the top of a large coal fire is due to the combustion of this gas. Carbonic oxide is a very poisonous gas, inasmuch as it combines with the hæmoglobin of the blood; small animals die almost instantly when placed in the gas, and when even small quantities are inhaled severe headache, giddiness, and insensibility readily occur. The accidents, as well as suicides, which occur from burning charcoal in a chauffer in a small room, are due to the inhalation of this gas formed by incomplete combustion, and deaths occurring from sleeping upon lime-kilns and brick-kilns are probably also produced by this gas. The poisonous nature of the fumes from red-hot charcoal was known and expatiated upon as early as the year 1716, when F. Hoffmann published his work, *Considerations on the Fatal Effects of the Vapour from Burning Charcoal*.

The remarkable poisonous action of carbonic oxide appears to depend upon the fact that the whole dissolved oxygen is thereby expelled, the blood acquiring a light, purple-red colour. The

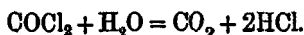
¹ *Ann. Chem. Pharm.* xviii. 127.

absorption spectrum of the carbonic-oxide-hæmoglobin is distinguished by the fact that the bands between *D* and *b* are situated nearer to *b* than is the case with oxyhæmoglobin (Hoppe-Seyler), and that, unlike the latter, it remains unchanged in presence of reducing agents. This test serves as a means of detecting cases of poisoning with this gas.

CARBON OXYCHLORIDE OR CARBONYL CHLORIDE, COCl_2 .

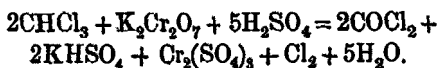
Density = 49.33.

386 When equal volumes of dry chlorine and carbon monoxide gas are brought together in the dark no action takes place, but when the mixture is exposed to light combination ensues, especially in the sunlight. J. Davy, who discovered this compound in the year 1811, termed it phosgene gas (from $\phi\omega\varsigma$, light, and $\gamma\epsilon\nu\delta\omega$, I give rise to). Carbonyl chloride is, at the ordinary temperature, a gas possessing a peculiar, very unpleasant, pungent smell, and having a specific gravity of 3.4604 (Thomson). At a low temperature it can be condensed, forming a colourless liquid, boiling at $+8^\circ$ ¹ and having a specific gravity at 0° of 1.432. The compound is decomposed by water into hydrochloric acid and carbon dioxide; thus:—



For the purpose of preparing pure carbonyl chloride the method proposed by Wilu and Wischin² is the best. The mixed gases issuing at about the same rate are brought into a large glass balloon having a capacity of about ten litres; from this balloon the mixed gases pass into a second one, which, like the first, is exposed to sunlight. It is best to employ a slight excess of chlorine, this being afterwards got rid of by passing the gas through a tube filled with lumps of metallic antimony. The gas thus purified can be liquefied by passing into a tube surrounded by ice, or better, by a freezing mixture.

Carbonyl chloride is also formed when a mixture of twenty parts of trichloromethane (chloroform), four hundred of sulphuric acid, and fifty of potassium dichromate, are heated together on a water bath (Emmerling and Lengyel), thus:—



¹ Emmerling and Lengyel, *Ann. Chem. Pharm.* suppl. Band vii. 101.

² *Ann. Chem. Pharm.* cxlvii. 147.

A great excess of sulphuric acid is necessary in order to retain the water which is formed at the same time. The chlorine may be readily got rid of by passing the mixed gases over metallic antimony, but the vapours of chloroform and the carbon dioxide (formed by the further oxidation of the products) cannot be got rid of in this way. Still this method of preparation is very useful for the purpose of illustrating the properties of carbonyl chloride.

CARBON OXYBROMIDE OR CARBONYL BROMIDE, COBr_2 .

387 When a mixture of carbon monoxide and bromine vapour is exposed to the light it loses its colour gradually, but even after many years the gas thus prepared retains a yellow colour. Potash decomposes it with the formation of potassium carbonate and potassium bromide.¹

CARBON DIOXIDE, CO_2 . Density = 21.945.

388 This gas belongs to the class of acid-forming oxides formerly termed acids. Hence it is best known under its old name of carbonic acid. It has already been stated in the historical introduction that this gas was first distinguished from common air by Van Helmont, who termed it *gas sylvestre*. He obtained it by the action of acids on alkaline or calcareous substances, and showed that it is also formed by the combustion of charcoal, and in the fermentation and decay of carbonaceous matter, and that it likewise occurs in the mineral water at Spa, in the Grotto del Cane near Naples, and in other localities. Van Helmont describes the suffocating action it exerts on animal life as well as its effects in extinguishing flame. Fr. Hoffmann made further observations on the gas contained in effervescing mineral waters, and he states that this is frequently given off in such quantity, that when the water is enclosed in bottles these are sometimes burst by the force of the gas. He also shows that this substance, to which he gave the name of *spiritus mineralis*, has the power of reddening certain blue vegetable colouring matters, and hence he considers it to be a weak acid. Although many other chemists investigated the properties of this gas, it was not until the time of Black that it was distinctly shown to differ essentially from common air. Black (1755)

¹ Schiel, *Ann. Chem. Pharm.* suppl. Band ii. 311.

proved that this substance is a peculiar constituent of the carbonated or mild alkalis, being, in them, combined or fixed in the solid state, whence it was termed by him *fixed air*. In the year 1774, Bergman published a complete history of this peculiar air, to which he gave the name *acid of air*, because of its occurrence in the atmosphere. Its chemical nature was first properly explained by Lavoisier, who showed that whilst mercuric oxide heated alone gives off pure oxygen gas, fixed air is evolved when it is heated with carbon, proving that this latter gas is an oxide of carbon.

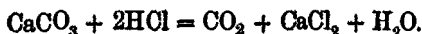
Carbon dioxide is a body which is widely distributed in nature ; as we have already seen, it forms a small but constant and essential constituent of the atmosphere ; it is likewise invariably contained in soil, being one of the chief products of the decay of all organic substances. From the soil it is taken up by rain and spring water, and it is to this substance that the latter, to a great extent, owes its fresh and pleasant taste. It occurs in *chalybeate* and *acidulous* waters in large quantities, whilst in both ancient and modern volcanic districts it is emitted in very large volumes from the fumeroles and rents in the ground, for instance in the old craters in the Eifel, at Brohl on the Rhine, as well as in the Auvergne, particularly in the neighbourhood of Vichy and Hauterive, where the gas is actually employed for the manufacture of white lead. Especially remarkable for the evolution of this gas in very large quantities is the Poison Valley in Java, which also is an old crater, and the Grotto del Cane near Naples, which is of such a construction that the heavy carbonic acid gas, entering from the fissures in the floor of the cave, at a depth of from two to three feet below the mouth of the cave, collects up to this depth, and small animals such as dogs, when thrown into the cave, respiring the impure air, fall down, whilst a man breathing the pure air above this level is unaffected by the gas.

The carbonic acid contained in the air is derived from a variety of sources ; it is formed by the respiration of man and animals, as well as in the act of combustion of organised material, and in its decay and decomposition. The amount of atmospheric carbonic acid varies between certain narrow limits, but on an average reaches 4 volumes in 10,000 volumes of air. In the presence of the sunlight, plants have the power, through their leaves, of decomposing this carbonic acid, taking up the carbon to form their own tissue, and eliminating the oxygen

gas; hence the amount of carbonic acid in the air does not increase beyond the limits named (Saussure).

Carbon dioxide is an acid-forming oxide giving rise to a series of salts termed the carbonates, many of which occur in nature as minerals. Amongst these is especially to be mentioned calcium carbonate, CaCO_3 , which occurs in two distinct crystalline forms as calc-spar and arragonite, whilst it is found in a more or less crystalline form in marble and limestone; calcium carbonate also forms the chief constituent of the shells of mollusca and foraminifera, the remains of which constitute the chalk formation as well as the greater part of all the limestones. The double carbonate of magnesium and calcium $(\text{MgCa})\text{CO}_3$ also occurs in large masses as mountain limestone or dolomite. Amongst other naturally occurring carbonates may be mentioned magnesite, MgCO_3 ; iron spar $(\text{FeMnCaMg})\text{CO}_3$; witherite, BaCO_3 ; strontianite, SrCO_3 ; and calamine, ZnCO_3 .

389 Preparation.—(1) In order to prepare carbon dioxide a carbonate, such as pieces of marble or chalk, is brought into a gas-evolution flask, and dilute hydrochloric acid poured upon it, when the gas is rapidly evolved with effervescence:—



The gas thus obtained invariably carries over small quantities of hydrochloric acid vapour with it, from which it may be freed by passing it through a solution of bicarbonate of soda. In order to obtain a constant stream of carbon dioxide the same apparatus may be employed which was made use of for the preparation of sulphuretted hydrogen gas (Fig. 93).

(2) Another method of obtaining a constant current is to pour concentrated sulphuric acid over chalk, and add a very small quantity of water:—



(3) The gas thus obtained from chalk possesses a peculiar smell, which is due to the presence of small quantities of volatile organic matter always contained in the chalk. In order to prepare a very pure gas, sodium carbonate may be decomposed with pure dilute sulphuric acid; thus:—



(4) Carbon dioxide may be obtained on a large scale for the preparation of bicarbonate of soda, white lead, and other com-

mercial products by burning limestone, or even by the combustion of charcoal or coke.

390 Properties.—Carbon dioxide is a colourless gas possessing a slightly pungent smell and acid taste. It does not support either combustion or respiration; hence a flame is extinguished when plunged into the gas, and animals thrown in become insensible and suffer death from suffocation. At the same time, however, it does not exert a poisonous action on the animal economy, as indeed may be gathered from the fact that it is constantly taken into the lungs and emitted from them; it destroys life, however, because it does not contain any free oxygen. According to Berzelius, common air containing $\frac{1}{50}$ th of its volume of carbon dioxide can be breathed without producing any serious effects; but from Angus Smith's later experiments¹ it appears that when air contains only 0·20 per cent. by volume of this gas, its effect in lowering the action of the pulse is rendered evident after the respiration has continued for about an hour. It seems, therefore, premature to say that the smallest increase of atmospheric carbonic acid may not be productive of hurtful results. In close spaces inhabited by man the quantity of carbon dioxide is naturally much larger than in the open air. The oppressive feeling which respiration in such air is apt to produce is not however in general due to the presence of this gas, but rather to the volatile organic emanations, the presence of which is indicated by the unpleasant smell observed on entering such rooms from the fresh air.

Carbon dioxide possesses, according to Regnault, a specific gravity of 1·5291, and hence, being much heavier than air, it may be poured like water from one vessel to another; and this fact can be strikingly exhibited by bringing a lighted taper into the vessel into which the carbon dioxide has been poured, when it will be instantly extinguished. This property is made use of to test the presence of the gas in old wells, cellars, and coal-pits, where it frequently accumulates, and is termed *choke damp*. Before the workman descends it is usual to lower down a burning candle and thus ascertain whether the air is pure enough for respiration. Air containing 4 per cent. of carbon dioxide extinguishes a candle-flame, but it will support respiration for a short time.

Composition of Carbon Dioxide.—When carbon burns to the dioxide, the volume of the gas which is formed is the same

¹ *Air and Rain*, p. 209. "On Some Physiological Effects of Carbonic Acid"

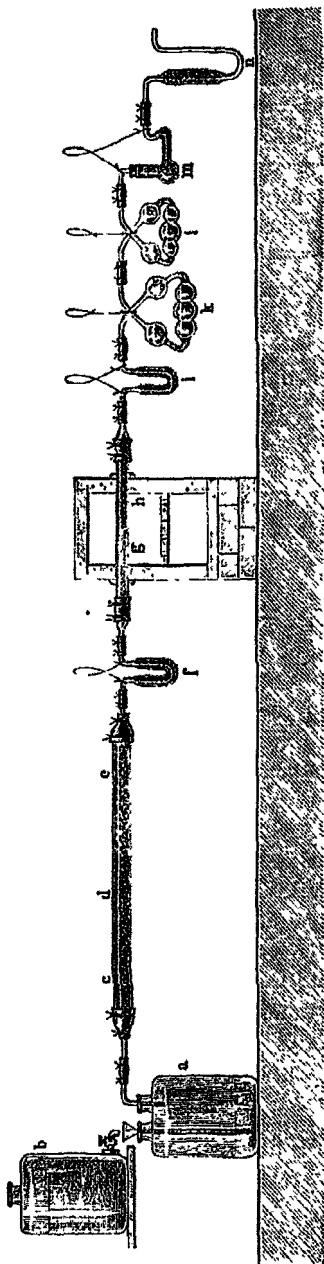


FIG. 186.

as that of the oxygen which is needed to produce it. This fact may readily be shown by help of the apparatus which is shown in Fig. 96, under sulphur dioxide, the experiment being conducted as there described, except that a small piece of freshly-heated charcoal is placed in the small combustion pan instead of sulphur. The molecular weight of the gas, calculated from its density, is 44, and it contains two volumes of oxygen, as the above experiment shows; hence its molecular formula will be CO_2 .

Dumas and Stas¹ have confirmed this result by careful analysis, and these chemists have, at the same time, accurately ascertained the combining weight of carbon. For this purpose they made use of the apparatus which is shown in Fig. 186, in which they burnt diamond and purified graphite in a stream of oxygen gas. The carbon dioxide formed was completely absorbed by means of caustic potash, and the composition of the carbon

¹ *Ann. de Chim. et de Physique*, [1] xl. 991.

dioxide calculated from the weight of this substance formed together with the weight of carbon burnt. In order to carry out this investigation it was necessary, in the first place, to insure the absence of every trace of carbon dioxide in the oxygen gas employed. The oxygen used was, therefore, collected in a large Woulff's bottle—(a)—and preserved over water rendered alkaline by caustic potash. The gas was driven out from this gas-holder in the course of the experiment by means of a dilute caustic potash solution (b). The oxygen then passed through a long wide tube filled to the point (c) with pumice-stone moistened with strong caustic potash solution, whilst at (d) it came in contact with pieces of dry solid caustic potash, and at (e) with glass moistened with boiled sulphuric acid. In order to insure the absolute dryness of the gas it passed through a U tube, marked (f), filled with pumice-stone moistened with sulphuric acid. This tube was weighed before and after the experiment. The pure dry oxygen then passed into a porcelain tube, which was heated to redness in a tube-furnace, the substance undergoing combustion being placed at (g) in a platinum boat. The boat containing the substance was accurately weighed both before and after the experiment, inasmuch as even the purest diamond and graphite always leave on combustion traces of inorganic ash, and this must, of course, be subtracted from the total amount of substance taken. The other end of the tube contained, at (h), a quantity of perfectly oxidised copper scales, CuO, which served for the purpose of oxidizing any carbon monoxide which might be formed to dioxide. The carbon dioxide then passed through tube (i) containing pumice-stone moistened with sulphuric acid, and then into two Liebig's potash-bulbs (k and l). In order to be certain that the whole of the carbon dioxide was absorbed, and that no moist air passed away from the potash-bulbs, the excess of oxygen was passed through two tubes (m and n), the first of which contained pumice-stone moistened with potash, and the last solid potash. In this way five combustions of natural graphite were made, four of artificial graphite, and five of diamond. As a mean of the closely agreeing results, it was found that 800 parts of oxygen combined with :—

Natural Graphite.	Artificial Graphite.	Diamond.
299.94	299.95	300.02

The mean of these numbers is 299.97. Hence 2 atoms of
40--2

oxygen, or 31.92 parts by weight, combine with 11.97 parts by weight of carbon, and this number is taken to be the combining weight of carbon.

391 *Liquefaction of Carbon Dioxide.*—Carbon dioxide can be liquefied both by cold and by pressure. Faraday was the first to obtain this result by pouring some sulphuric acid into the closed limb of a bent tube made of strong glass, whilst over it he pushed a piece of platinum foil on which a lump of carbonate of ammonia was placed. After closing the open end of the tube, the sulphuric acid was cautiously allowed to flow over the carbonate, and in this way the carbon dioxide which was evolved was condensed by its own pressure. Liquid carbon dioxide prepared in this way cannot be employed for further experiments, as on endeavouring to open the tube it usually bursts with a loud explosion. Gore,¹ however, has made an ingenious arrangement in which the carbon dioxide is generated in a small bent-tube closed with a stopper of gutta-percha, to which is fixed a small glass cup. In this way the solvent action of the liquid on other bodies has been examined.

In order to condense carbon dioxide on a large scale Thilorier² constructed an apparatus which consisted of a strong cast-iron cylinder, termed the generator, capable of being closed hermetically, the original form of which is shown in Fig. 187. In this cylinder he placed bicarbonate of soda; whilst sulphuric acid was placed in a separate vessel lowered into the cylinder. The cylinder was then closed by means of the screws at the top, and then inclined so that the sulphuric acid came in contact with the bicarbonate of soda, evolving carbon dioxide in such quantity as to liquefy it by its own pressure. The liquid carbon dioxide was then separated from the sulphate of soda formed at the same time, by distilling it into a similar cast-iron vessel, termed the receiver. Owing to the brittle nature and non-homogeneity of the cast-iron of which the cylinders were made, and in consequence of the enormous pressure which they had to withstand, it was feared that serious accidents might occur in the production of the liquid according to Thilorier's plan, and Hare suggested that the apparatus should be made of wrought-iron. Not long after this suggestion had been made, an accident occurred: one of Thilorier's cylinders exploded with fearful force whilst it was being charged, and a

¹ *Phil. Trans.* 1861, p. 83.

² Thilorier, *Ann. Chem. Pharm.* xxx 122

young chemist of the name of Hervey lost his life. The wrought-iron apparatus, which was employed after this time, is shown in Fig. 188. The construction has been much improved by Mareska and Donny.¹ Instead of wrought-iron they employ a leaden cylinder, surrounded by another one made of copper, this, in its turn, being bound round with strong hoops of wrought-iron. In order to prepare the liquid carbon dioxide with this apparatus, the requisite quantity² of bicarbonate of soda is placed in the generator, and a quantity of dilute sulphuric acid, sufficient for its decomposition, is poured into the narrow copper cylinder. The apparatus is then closed with a strong screw-tap,



FIG. 187.

and then made to revolve on its axis so that the acid comes slowly in contact with the carbonate. For the purpose of distilling the carbon dioxide, which is formed by this decomposition, into the horizontal receiver, a copper tube is screwed on, connecting the one vessel with the other. When the screw-taps are opened the liquid dioxide distils over, the receiver being kept cool and the generator being placed, at the end of the operation, in hot water. By repeating this operation a large quantity of liquid carbon dioxide can easily be obtained.

The apparatus, however, which is now most commonly employed for this purpose is that made by Natterer³ of Vienna,

¹ *Mém. cour. et mém. Savants étranq. Acad. Roy. Bruxelles*, xviii.

² 2½ lbs. of bicarbonate of soda, 6½ lbs. of water, and 1½ lb. of oil of vitriol.

³ *Journ. Pract. Chem* xxxv. 169.

and Bianchi of Paris. In this apparatus, the general arrangement of which is seen in Fig. 189, carbon dioxide, generated by the action of dilute sulphuric acid on bicarbonate of soda, is condensed by means of a force-pump into a wrought-iron pear-shaped vessel, seen in section in Fig. 190, furnished with suitable cocks, *t*, Fig. 190, the air which was contained in the flask being first of all displaced by the gas. During the operation the reservoir (*r*) is surrounded by a freezing-mixture contained in a vessel screwed on to the plate *a b*, Fig. 189.




FIG. 188.

392 Liquid carbon dioxide is a colourless very mobile liquid slightly soluble in water, upon the surface of which it swims. Its specific gravity is 0.9951 at -10° , 0.9470 at 0° , and 0.8266 at $+20^{\circ}$.¹ These numbers show that liquid carbon dioxide expands more upon heating than a gas, and its coefficient of expansion is, therefore, larger than that of any known body. The boiling-point of liquid carbon dioxide is -78.2° under a

¹ Andreef, *Ann. Chem. Pharm.* cxi.


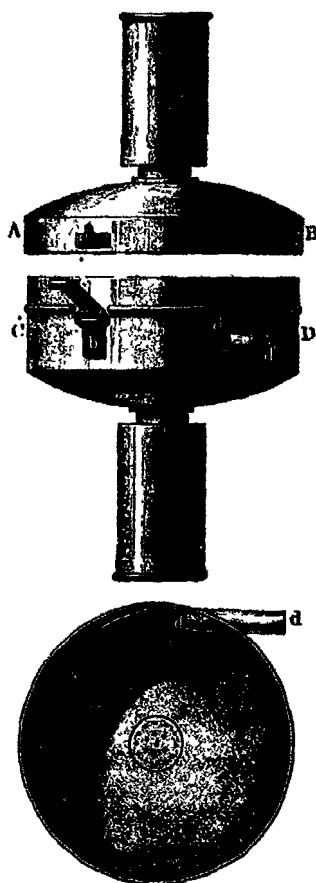


FIG. 182.

FIG. 190.

pressure of 760mm., and its tension at different temperatures is given in the following table:—

Temperature.	Pressure in mm. of mercury.
– 25°	13007.02
– 15	17582.48
– 5	23441.34
+ . 5	30753.80
+ 15	39646.86
+ 25	50207.32
+ 35	62447.30
+ 45	76314.60



Figs. 191 and 192.

Liquid carbon dioxide conducts electricity badly; it does not act as a solvent on most substances, does not redden dry litmus paper, and possesses no very striking chemical properties (Gore).

When the stopcock of a vessel containing liquid carbon dioxide is opened, a portion of the liquid which rushes out solidifies in the form of white snow-like flakes (Thilorier). This is caused by the absorption of heat, produced by the rapid evaporation of another portion of the liquid. For the purpose of obtaining larger quantities of this carbon dioxide snow, the apparatus shown in Figs. 191 and 192, suggested by Natterer, is employed. It consists of two brass cylinders, AB and CD, one of which can be fixed inside the other, each cylinder being fastened to a hollow handle. The liquid carbon dioxide is allowed to pass quickly through the tube *d* (the posi-

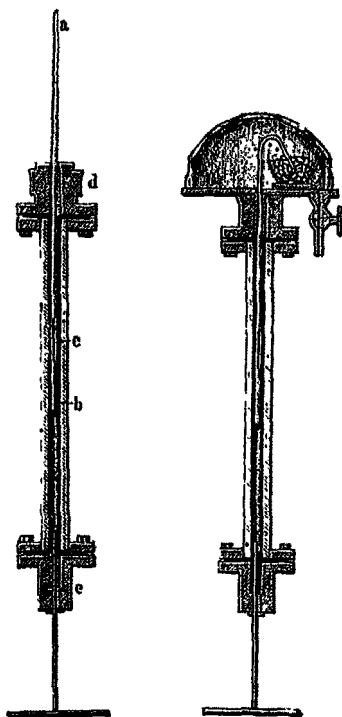
tion of which inside the box is shown in Fig. 192), from the nozzle *n*, Fig. 188, of the reservoir. A portion of the liquid undergoes evaporation and passes out as gas through the fine holes in the handles, whilst the larger portion remains behind as a solid finely-divided crystalline mass, which is a very light substance, capable of being pressed together like snow. It evaporates much less quickly than the liquid dioxide because it is much colder, and in addition it has to take up the amount of heat necessary for liquefaction. Notwithstanding its excessively low temperature it may be touched without danger, the gas which it constantly emits forming a non-conducting atmosphere round it. If, however, it be pressed hard upon the skin, solid carbon dioxide produces a blister exactly like that produced by contact with a red-hot body. When solid carbon dioxide is mixed with ether, and the mixture is brought into the vacuum of an air-pump, the temperature sinks to -110° . A tube containing liquid carbon dioxide brought into this solidifies to a transparent ice-like solid mass (Mitchell and Faraday). When liquid ammonia is placed over sulphuric acid in a vacuum and allowed to evaporate, such a diminution of temperature is obtained that gaseous carbonic acid is liquefied. Exposed to a pressure of from 3 to 4 atmospheres, this solidifies, and the transparent mass thus obtained, when pressed with a glass rod, separates into cubical masses.¹ It is very remarkable that solid carbon dioxide melts at -65° , that is at a temperature lying much above its boiling point, when the tension of its vapour is equal to one atmosphere. Its point of solidification has not yet been determined.

In the paragraph (23) concerning the continuity of the gaseous and liquid states of matter, it has been pointed out that a certain temperature may be reached for any given gas, above which this gas cannot be liquefied, however much the pressure may be increased. This temperature is termed by Andrews² the *critical point*, that of carbon dioxide being $30^{\circ}92$. In order to determine this point, Andrews employed the apparatus shown in Figs. 193 and 194. The dry and pure gas is contained in the glass tube *ab*, which is closed at *a* and open at *b*, the gas being shut in by the thread of mercury *c*. This tube is firmly bedded in the brass end-piece *d*, and this, in its turn, is bolted on to the strong copper tube which carries a second

¹ L'air and Drion, *Comptes Rendus*, lii. 748.

² *Phil. Trans.* 1869, part ii, 575.

end-piece at its lower extremity. Through this the steel screw *e* passes, packed with leather washers to render the cylinder perfectly air-tight. The cylinder is completely filled with water, and the pressure on the gas is increased up to 400 atmospheres by turning the steel screw *e* into the water. The closed and capillary end of the tube containing the compressed gas is sometimes surrounded with a cylinder into which water of a given temperature is brought. A second modification of the apparatus is shown in Fig. 194. The capillary pressure-tube is



Figs. 193 and 194.

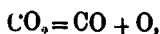
bent round so as to render it possible to place it in a freezing mixture under the receiver of an air-pump. The action both of great pressure and great cold upon the condensed gas can thus be examined.

If the screw be turned round when the gas possesses a temperature below the critical point, liquid carbon dioxide is formed when a certain pressure is reached, and a layer of this liquid can be distinctly seen lying with the gas above it. If the same experiment be repeated at a temperature above $30^{\circ}92$, no liquid is seen to form even when the pressure is increased to 150 atmospheres. The volume gradually diminishes, no line of demarcation or other alteration in appearance can be observed and the tube ap-

pears as empty as it did before the gas was submitted to pressure. If the temperature be now lowered below $30^{\circ}92$, and the pressure diminished, the dioxide begins to boil, and then two distinct layers of liquid and gaseous matter are again observed. Thus, whilst at all temperatures below $30^{\circ}92$ carbon dioxide gas cannot be converted into a liquid without a sudden condensation, at

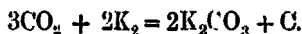
temperatures above this point carbon dioxide, may, by the application of great pressure and subsequent cooling to below the critical point, be made to pass from a distinctly gaseous to a distinctly liquid condition without undergoing any sudden change such as is observed in the case of ordinary liquefaction.

393 Carbon dioxide is a very stable body, requiring for its decomposition an extremely high temperature. When passed over pieces of porcelain in a porcelain tube, heated to a temperature of from 1200 to 1300°, it decomposes into carbon monoxide and oxygen (Deville); and the same decomposition is brought about by the electric spark (Dalton and Henry). In this way only a small portion of the gas is decomposed, as when a certain quantity of oxygen has been formed this again combines with the carbon monoxide. If, however, hydrogen, or mercury, or any oxidizable body be present, the whole of the carbon dioxide is converted into monoxide (Saussure). This decomposition is best shown by allowing the electric spark to pass by means of iron poles through a measured volume of carbon dioxide; after the action is completed, the volume of carbon monoxide formed is found to be exactly equal to that of the dioxide taken, thus:—



the oxygen being completely absorbed by the metallic iron (Buff and Hofmann).

When carbon dioxide is passed over heated potassium or sodium, the carbonates of these metals are formed, and carbon is separated out; thus:—



Liquid carbon dioxide is also attacked by the alkali metals (Gore).

394 Carbon dioxide is soluble in water, its solubility being represented by the following equation:—

$$c = 1.7967 - 0.07761t + 0.0016424t^2.$$

or one vol. of water at 0° dissolves 1.7967 vols. of carbon dioxide.

"	"	5	"	1.4497	"	"	"
"	"	10	"	1.1847	"	"	"
"	"	15	"	1.0020	"	"	"
"	"	20	"	0.9014	"	"	"

It is more easily soluble in alcohol of specific gravity 0.792, giving at 20° the following equation:—

$$c = 4.32955 - 0.09395t + 0.00124t^2.$$

When the pressure is much smaller than that of the atmosphere, carbon dioxide obeys Dalton and Henry's law of the absorption of gases in water, but deviation is observed from this law at higher pressures, increasing gradually as the pressure is increased. Khanikoff and Louguinine¹ give the following numbers as the results of their experiments, the volume of carbon dioxide in column α reduced to 0° and 760mm., being that dissolved by one volume of water at the pressure given in the column P. .

P	α	P	α
697.71	0.9441	2188.65	3.1764
809.03	1.1619	2369.02	3.4857
1289.41	1.8647	2554.00	3.7152
1469.95	2.1623	2738.33	4.0031
2002.06	2.9076	3109.51	4.5006

If two of these coefficients of absorption be represented by α and α' , and the corresponding pressures by P and P', then, according to the law of Henry and Dalton,

$$\frac{\alpha'}{\alpha} - \frac{P'}{P} = 0.$$

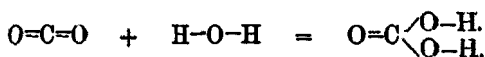
If, however, we calculate the difference of these two fractions we find that it never attains to 0, but increases regularly with the pressure.

CARBONIC ACID AND THE CARBONATES.

395 The aqueous solution of carbon dioxide contains in solution a dibasic acid, termed carbonic acid, $\text{CO}(\text{OH})_2$. This acid does not exist in the pure concentrated state, and in this respect resembles sulphurous acid and other acids whose corresponding oxides are gaseous. Its existence is, however, ascertained by the fact that the aqueous solution of carbon dioxide reddens litmus paper, whereas dry carbon dioxide, whether in the gaseous or liquid state, produces no such action. It has also been observed that if water be saturated with carbon dioxide under pressure, and if the pressure be then at once removed,

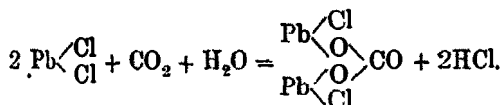
¹ *Ann. Chim. Phys.* [4] xi. 412.

the gas quickly makes its escape by effervescence, the bubbles being so minute that the whole liquid, during the disengagement of the gas, appears milky. If, however, the liquid be allowed to remain in contact with the gas for some considerable time after saturation, before the pressure is removed, the gas escapes, on removal of the pressure, in large bubbles which adhere chiefly to the sides of the glass vessel in which the liquid is contained. The difference may be explained by the fact that, to begin with, the carbon dioxide is mechanically dissolved in the water, but that after remaining in contact with the water for some time an actual combination takes place between these two substances, which may be represented by the following equation:—



If a piece of porous substance like sugar or bread be brought into a liquid, such as soda-water or champagne, which has been saturated under pressure with carbon dioxide, and which has been exposed to the air for some little time, so that the effervescence due to the diminution of pressure has ceased, a strong renewal of the effervescence is observed, the air which is dissolved on the surface of these porous bodies entering into solution and expelling a much larger volume of carbon dioxide. Water which contains a small quantity of common salt in solution dissolves carbon dioxide more easily than common water. This depends on the fact that a chemical decomposition takes place, a part of the common salt, NaCl, being converted by the carbonic acid present into acid sodium carbonate, NaHCO₃, and free hydrochloric acid, HCl, being liberated. The presence of the latter acid may easily be shown by the addition to the liquid of a small quantity of ultramarine, this substance losing its blue colour in presence of hydrochloric acid, whilst a solution either of common salt or of carbonic acid fails to act upon it.

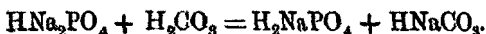
If a current of carbon dioxide be passed through a solution of chloride of lead, an insoluble oxycarbonate of lead is formed;¹



In a similar way, when carbon dioxide is passed through a

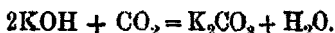
¹ Hugo Müller, *Jour. Chem. Soc.* [2], viii 37.

solution of common sodium phosphate, acid sodium phosphate and acid sodium carbonate are formed; thus:—

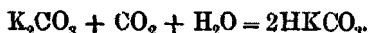


Carbonic acid readily decomposes into water and carbon dioxide. In consequence of this, litmus paper, which has been turned red in the aqueous acid, becomes blue on drying. When carbon dioxide gas is passed into a solution of blue litmus, this solution becomes first violet and then of a wine-red colour; if this red solution be then heated, carbon dioxide is evolved in large bubbles, and after boiling for a few seconds the liquid again becomes blue.

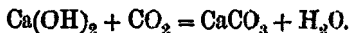
Although carbonic acid itself is such an extremely unstable compound, the carbonates are very stable. Being a dibasic acid, it forms two series of salts, namely, the normal and the acid carbonates. When carbon dioxide is passed through a solution of the hydroxide of an alkali-metal, a normal carbonate is first formed; thus:—



These normal carbonates of the alkali-metals are soluble in water, and have an alkaline reaction. When they are treated with an excess of carbon dioxide, the solution becomes neutral and then contains an acid carbonate:—



If a solution of the hydroxide of the metals of the alkaline earths, such as lime-water or baryta-water, be treated in a similar way, a white precipitate of the normal carbonate of these metals is obtained in the first instance, these salts being almost insoluble in water; thus:—



If more carbon dioxide gas be passed through the milky solution, the precipitate dissolves, and the solution contains an acid carbonate. These acid carbonates of the metals of the alkaline earths are only known in solution. When their solutions are boiled, carbon dioxide is given off, and the normal carbonate is again precipitated. All the other normal carbonates are insoluble in water. A few, such as magnesium carbonate and ferrous carbonate, dissolve like the carbonates of the alkaline earth-metals in an excess of carbonic acid. Carbonic acid being

a very weak acid, its salts are readily decomposed by the greater number of the acids, when the solution is not too dilute, carbon dioxide being evolved as gas. It may be readily recognised, as it produces a white precipitate when brought in contact with clear lime- or baryta-water.

396 In order to determine the quantity of carbon dioxide contained in a carbonate, several methods may be employed. It is easy to determine this quantity by the loss of weight which the salt undergoes when an acid is added, and for this purpose the apparatus constructed by Geissler, which is thus described by Fresenius, is one of the best:—The apparatus, the construction of which is shown in Fig. 195, consists of three parts, *A*, *B*, and *C*. *C* is ground into the neck of *A*, so that it may close air-tight, and yet admit of its being readily removed for the purpose of filling and emptying *A*. *b c* is a glass tube, open at both ends, and ground water-tight into *C* at the lower end, *c*; it is kept in the proper position by means of the movable cork, *i*. The cork, *e*, must close air-tight, and so must the tube, *d*, in the cork. The weighed substance to be decomposed is put into *A*, water is added to the extent indicated in the engraving, and the substance shaken towards the side of the flask. *C* is now filled nearly to the top with dilute nitric or hydrochloric acid, with the aid of a pipette, after having previously moved the cork, *i*, upwards without raising *b*. The cork is then again turned down, *C* again inserted into *A*, *B* somewhat more than half filled with concentrated sulphuric acid, and *b* closed at the top, by placing over it a small piece of caoutchouc tubing with a glass rod fitted into the other end. After weighing the apparatus, the decomposition is effected by opening *b* a little, and thus causing acid to pass from *C* into *A*. The carbonic acid passes through the bent tube *h* into the sulphuric acid, where it is dried. It then leaves the apparatus through *d*. When the

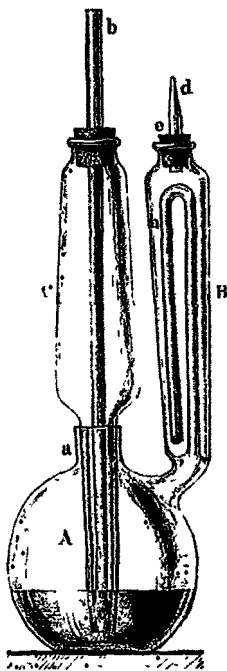


FIG. 195.

decomposition is effected, *A* is gently heated, the stopper from *b* removed, and the carbon dioxide still present sucked out at *d*. The apparatus, when cold, is again weighed, and the difference between the two weighings will be that of the carbon dioxide expelled.

The method for the determination of the carbon dioxide contained in the air has already been explained.

In order to determine the quantity of this gas dissolved in water, ammonia is added to a solution of barium chloride; this is heated to the boiling point and filtered; 50c.c. of this solution are then brought into a flask of 300c.c. capacity, and the water under investigation added in measured quantity, the flask being again stoppered up and allowed to stand for a considerable length of time until the precipitated carbonate of barium is separated out. The solution is then warmed, and the flask again stoppered. The solution is allowed to become clear, the clear liquid is poured off as completely as possible from the precipitate, the flask is filled up with water which has been well boiled, is again allowed to deposit, and the operation is repeated several times. The precipitate is then brought upon a tared filter and weighed, after being carefully dried at 110°. The quantity of carbon dioxide can be readily calculated from the weight of barium carbonate obtained.

GRAPHITIC ACID, $C_{11}H_4O_6$.

397 It has already been stated under the head of graphite that in certain properties this substance differs remarkably from the other modifications of carbon. Sir Benjamin Brodie¹ has shown that, when acted upon by certain oxidizing agents, graphite is converted into a compact substance which contains oxygen and hydrogen and possesses the properties of an acid. In order to prepare graphitic acid, an intimate mixture of one part of purified graphite and three parts of potassium chlorate is treated with so much concentrated nitric acid that the mass becomes liquid. It is then heated from three to four days on a water-bath. The solid residue, after having been washed with water and dried at 100°, is subjected four or five times to a similar treatment until no further change is observed. Graphitic acid is a stable yellow substance existing in thin microscopic crystals, which have the property of reddening moistened blue litmus paper, and are

¹ *Phil. Trans.* 1859, p. 249.

slightly soluble in pure, and insoluble in acidified water. Its salts have been as yet but slightly investigated.

Neither charcoal nor diamond yields similar compounds, and Brodie believes that graphite may be considered to be a peculiar radical, to which he gives the name of *graphon*. According to Berthelot only natural graphite forms the above compound, whilst iron graphite, as well as that found in the Craubourne meteorite, yields a chestnut brown powder on similar treatment.¹ Diamond is not attacked by this oxidizing mixture, whilst ordinary charcoal is converted into a brown mass, soluble in water. Berthelot has made use of this property for the purpose of estimating the quantity of charcoal, graphite, and diamond present in a mixture.² The finely powdered substance is treated by the method described for the preparation of graphitic acid; care, however, must be taken that not more than five grams of the mixture are used at once, as otherwise explosions may take place. In order to separate the diamond from the graphitic acid, the residue is gently ignited, and again treated with the oxidizing mixture. The process is repeated until the whole of the graphitic acid has disappeared, but any diamonds which may be present remain unaltered.

CARBON AND SULPHUR.

CARBON DISULPHIDE, CS_2 . Vapour Density = 37.96.

398 Carbon forms only one compound with sulphur. This was accidentally discovered by Lampadius in 1796, by heating pyrites with charcoal. In their investigation of carbonic oxide in the year 1802, Clément and Désormes wished to ascertain whether charcoal invariably contained combined hydrogen; they examined the action of sulphur on red-hot charcoal, and obtained the same liquid which had been previously discovered by Lampadius. This liquid they first believed to be a compound of hydrogen and sulphur, but they soon convinced themselves that it only contained carbon and sulphur. Notwithstanding these experiments, the nature of the compound remained doubtful, until Vauquelin ascertained that its vapour, passed over

¹ *Comptes Rendus*, lxxviii. 183, 259, 334, 392, and 445.

² *Ann. Chim. Phys.* [4], xix 399.

red-hot metallic copper, is converted into carbon and copper sulphide.

Carbon disulphide is prepared on the large scale by passing the vapour of sulphur over red-hot charcoal. For this purpose a large upright cast-iron cylinder (Fig. 196), ten or twelve feet long, and one to two feet in diameter, is employed. This cylinder is placed above a furnace and surrounded by brickwork, and at the same time it is provided with a lid to admit of the whole being filled with charcoal. A second opening (*a*), furnished with a hopper, exists at the bottom of the cylinder, and this serves to bring the sulphur into the apparatus. The sulphur evaporates, and in the state of vapour combines with the red-hot

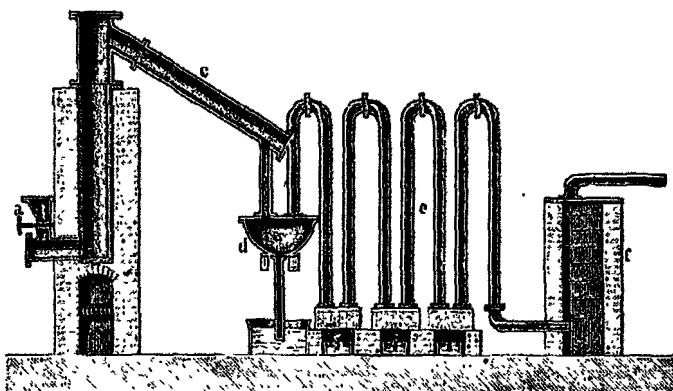


FIG. 196.

carbon, impure carbon disulphide distilling over by the tube (*c*), and collecting in the vessel (*d*) under water. The tubes (*e*) serve as condensers, to separate the vapour of carbon disulphide from sulphuretted hydrogen formed during the reaction, owing to the presence of hydrogen in the charcoal, the sulphuretted hydrogen being absorbed by passing over the layers of slaked lime contained in the purifier (*f*). In actual work the yield of disulphide is about 20 per cent. below the theoretical amount. The crude substance invariably contains sulphur in solution, from which, however, it may be separated by distillation; but other sulphur compounds, which impart to the crude material a most offensive odour, are also contained in the distillate. In order to remove these impurities, different

processes are in use. The substance was formerly purified by frequent re-distillation, over oil or fat, by which means the disagreeably smelling compounds were held back. Another means of purification employed is that of shaking the liquid with mercury, and allowing it to remain for a long time, in contact with corrosive sublimate in the cold, and then distilling it off white wax.

Pure carbon disulphide is a colourless, mobile, strongly refracting liquid, possessing a sweetish smell not unlike that of ether or chloroform, and having a specific gravity at 0° of 1.29232 (Thorpe) and boiling at 46°. At a temperature of -110° it does not solidify (Faraday), but when a powerful stream of dry air is passed over the surface of the liquid some of the vapour is condensed as snow, whilst cauliflower-like masses appear on the surface of the liquid.¹

When all the liquid has thus disappeared, the residual solid has a temperature of -12°, and this temperature remains constant until the whole of it has volatilized.²

Pure carbon disulphide is exceedingly inflammable, taking fire according to Frankland in the air at 149°, and burning with a bright blue flame. A mixture of one volume of carbon disulphide vapour and three volumes of oxygen detonates with great violence on inflammation, so that great care is needed in the manufacture, and frequent and severe explosions are caused by its inflammability. A mixture of the vapour of carbon disulphide and nitric oxide burns with a very bright blue flame, particularly rich in chemically active rays. Carbon disulphide is powerfully poisonous, and its vapour soon produces fatal effects on small animals exposed to its action. It not only acts as a poison when inhaled in large quantity, but it produces very serious effects upon the nervous system when inhaled for a considerable time even in very small amount. -

The vapour of carbon disulphide acts as a powerful anti-putrescent, and Zöller³ has shown that meat and other putrescible bodies may be preserved fresh for a long time if kept in an atmosphere containing the vapour of this compound.

Carbon disulphide is largely used in the arts, especially in the india-rubber and woollen manufactures, in the first case as a solvent for the caoutchouc, and in the second as a means of regaining the oil and fats with which the wool has to be treated.

¹ Wartha, *Ber. Deutsch. Chem. Ges.* iii. 80.

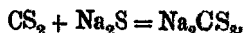
² *Ibid.*

³ *Ber. Deutsch. Chem. Ges.* x. 707.

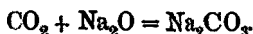
As it dissolves iodine in large quantity, but does not dissolve appreciably in water, it is employed for the purpose of determining the amount of moisture contained in commercial iodine. A remarkably characteristic reaction of carbon disulphide is that it possesses the power of combining with triethylphosphine, $P(C_2H_5)_3$, a derivative of common alcohol, to form a solid compound, crystallizing in magnificent red crystals, and having the composition $P(C_2H_5)_3CS_2$.

THIOCARBONIC ACID, H_2CS_3 .

399 The salts of this acid, which is sometimes termed sulphocarbonic acid, are formed by processes analogous to those by which the carbonates are produced. This is shown by the reaction, discovered by Berzelius, in which carbon disulphide is brought in contact with a solution of the sulphide of an alkali-metal; thus:—



corresponding to



When alcohol is added to the solution thus obtained, the thiocarbonate separates out in the form of a heavy liquid of a slightly brown colour, which on the addition of cold dilute hydrochloric acid decomposes into free thiocarbonic acid. This forms a yellow oil, possessing a most disagreeable penetrating odour; when slightly heated it is resolved into carbon disulphide and sulphuretted hydrogen.

The thiocarbonates of the alkali-metals and those of the alkaline earths are soluble in water.

The soluble thiocarbonates give a brown precipitate with copper salts, a yellow precipitate with dilute silver nitrate solution, and a red precipitate on the addition of a lead salt. These precipitates rapidly become black, owing to the formation of the corresponding sulphides.

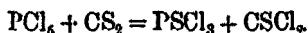
THIOCARBONYL CHLORIDE, $CSCl_2$. Vapour Density = 57.85.

400 This compound was obtained by Kolbe¹ by acting for some weeks with dry chlorine gas upon carbon disulphide. According to Carius,² it can be easily obtained by heating

¹ *Ann. Chem. Pharm.* xiv. 41.

² *Ann. Chem. Pharm.* cxii. 193.

phosphorus pentachloride and carbon disulphide together in sealed tubes at 100°, when the following decomposition takes place :—



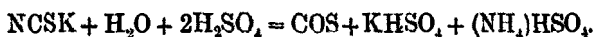
It is a colourless, strongly-smelling liquid, insoluble in water, and boiling at 70°.

CARBONYL SULPHIDE OR CARBON OXY SULPHIDE, COS.

Density = 29.95.

401 This gas, discovered by Than,¹ is formed when a mixture of sulphur vapour and carbon monoxide is passed through a moderately heated tube. It can also be obtained by various other reactions, of which the following is that most usually employed for its preparation :—

To a cold mixture of five volumes of sulphuric acid and four volumes of water such a quantity of potassium thiocyanate (sulphocyanate of potassium) is added that the mass just remains liquid. The evolution of gas, which commences without heating, is regulated either by cooling or gently warming the mixture, and by care a constant current of gas can thus be obtained. The decomposition which takes place is as follows :—



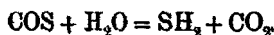
The gas invariably contains the vapours of hydrocyanic acid, HCN, and disulphide of carbon. The first is removed by passing the gas through a tube filled with cotton-wool which has been rubbed in oxide of mercury, and the second by passing it over pieces of cut caoutchouc contained in a tube placed in a freezing mixture. According to Hofmann the vapours of carbon disulphide cannot be thus completely removed, but they may be got rid of by passing the gas over cotton-wool saturated with an ethereal solution of triethylphosphine, $(\text{C}_2\text{H}_5)_3\text{P}$.

According to Armstrong, carbonyl sulphide can also be easily obtained by heating together a mixture of equal molecules of sulphur trioxide and carbon disulphide :—

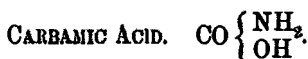


¹ Ann. Chem. Pharm. Suppl. Band. v. 236.

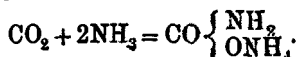
Carbonyl sulphide is a colourless gas having a specific gravity of 2.1046, and a peculiar resinous smell, at the same time resembling that of sulphuretted hydrogen. It is very inflammable, taking fire even when brought in contact with a red-hot splinter of wood, and burning with a blue flame. A mixture of one volume of the gas with one and a half volumes of oxygen inflames with slight explosion, burning with a bright blue flame; if, however, it be mixed with seven volumes of air, the mixture burns without explosion. A platinum wire heated to whiteness by the electric current decomposes the gas completely, without alteration of volume, into sulphur and carbon monoxide. Carbonyl sulphide is soluble in water, one volume of the gas dissolving in an equal volume of water; it imparts to the solution its own peculiar smell and peculiar taste. The sulphur-waters of Harkány and Parád in Hungary possess similar properties, and probably contain, as other sulphur-waters may do, carbonyl sulphide. The aqueous solution gradually decomposes with formation of sulphuretted hydrogen and carbon dioxide; thus:—



The gas is slowly absorbed by solutions of caustic alkalis with formation of a carbonate and a sulphide:—



402 This acid is not known in the free state, although we are acquainted with its ammonium salt and its ethers. Ammonium carbamate is formed when dry carbon dioxide is brought into contact with dry ammonia (J. Davy, H. Rose):—



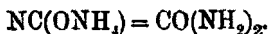
According to Basarow it is best prepared by passing the two gases into well cooled absolute alcohol. A crystalline powder is formed, which smells of ammonia and is readily soluble in water. Ammonium carbamate is also contained in the commercial carbonate of ammonia, and can be obtained from this source by allowing the commercial substance to stand in contact with saturated aqueous ammonia for forty hours at a temper-

ature of from 20 to 25°, and on cooling the carbamate separates out. The specific gravity of the vapour of ammonium carbamate between 37° and 100° is 0.892 (Naumann); hence it appears that this body is completely dissociated on evaporation into carbon dioxide and ammonia. If the gaseous mixture thus obtained be allowed to cool, ammonium carbamate is again formed, but only slowly, owing to the fact that the combination is not a direct one, but a molecular change must take place.¹ When brought in contact with acids, ammonium carbamate evolves carbon dioxide, whilst with alkalis it evolves ammonia.

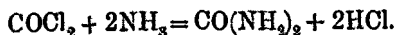
According to Drechsel² a calcium carbamate, probably having the formula $\text{CO} \left\{ \begin{array}{l} \text{NH}_2 \\ \text{O.Ca(OH)} \end{array} \right.$ is obtained by mixing an alcoholic solution of the ammonium salt with a solution of chloride of calcium, and adding caustic potash.

CARBAMIDE OR UREA, $\text{CO}(\text{NH}_2)_2$.

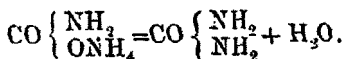
403 Urea, which is largely contained in urine and in other liquids of the animal body, was first described in the year 1773 by H. M. Rouelle as *Extractum saponaceum urine*. It was, however, more accurately investigated in the year 1790 by Fourcroy and Vauquelin. The discovery, by Wöhler in the year 1828,³ that when an aqueous solution of ammonium cyanate is heated, this compound undergoes a molecular change and is converted into urea, is one of the most important discoveries of modern chemistry, inasmuch as it was the first case in which a compound formed in the animal body was prepared from its inorganic constituents:—



Urea is also obtained by the action of ammonia on carbonyl chloride:—⁴



It is likewise produced by heating ammonium carbamate or common carbonate of ammonia to a temperature of from 130° to 140° (Basarow):—



¹ Naumann, *Ann. Chem. Pharm.* clx. 1. ² *Ann. Chem. Pharm.* clx. 7.

³ Wöhler, *Pogg. Ann.* [1828], xii. 253.

⁴ Natanson, *Ann. Chem. Pharm.* xxviii. 287; Neubauer, *ibid.* ci. 342.

Urea is found in the urine of all mammalia, especially that of the carnivora, and also in small quantities in that of birds and reptiles, as well as in the excreta of the lower animals. It forms an important constituent of the vitreous humour of the eye, and invariably occurs in small quantity in blood, and sometimes in perspiration and pus. In order to prepare urea from the urine the liquid is evaporated down on a water-bath to dryness, the residue treated with alcohol, the alcoholic solution evaporated, and the residue again treated with absolute alcohol. On evaporating this last solution, urea, slightly coloured with extractive matter, remains behind.

A second method is to evaporate down urine to a syrupy consistency, and then add pure nitric acid, when nitrate of urea separates out as a crystalline powder, which is decomposed on the addition of potassium carbonate, with formation of potassium nitrate and free urea. These bodies can then be easily separated by treatment with alcohol, in which the urea dissolves. A third method is that recommended by Berzelius: a concentrated solution of oxalic acid is added to the evaporated urine, when a precipitate of the insoluble oxalate of urea is thrown down; this is boiled with chalk, when the pure urea is left in solution.

The preparation of urea from ammonium cyanate is, however, by far the best. For this purpose it is not necessary to prepare ammonium cyanate in the pure state, and the following plan proposed by Liebig may be employed:—twenty eight parts of anhydrous well-dried prussiate of potash (potassium ferrocyanide) is intimately mixed with fourteen parts of finely-powdered black oxide of manganese, and the mixture heated on an iron plate; the mass, which after heating contains potassium cyanate, is dissolved on cooling in cold water, and to this solution 20·5 parts of ammonium sulphate is added. Potassium sulphate is then formed, the greater part of which crystallizes out, the small portion still remaining in solution being got rid of by evaporation and subsequent crystallizing. The liquid is then evaporated to dryness, and the urea contained in the dry residue extracted with boiling alcohol.

Another method proposed by Clemm is to fuse eight parts of anhydrous ferrocyanide of potassium, and to add gradually to the fused mass fifteen parts of red lead. The fused mass is then lixiviated, and eight parts of ammonium sulphate added to the solution, which is then treated as in the foregoing process.

According to J. Williams,¹ the largest yield is obtained by boiling cyanate of lead (a salt which can be easily prepared) with a solution of ammonium sulphate. In this case insoluble sulphate of lead is thrown down, and the urea is left in solution.

Urea dissolves in its own weight of cold water and in every proportion in boiling water. It also dissolves in five parts of cold and one part of boiling alcohol, but is almost insoluble in ether. It crystallizes in long needles, or striated prisms, and possesses a cooling taste resembling that of nitre. On heating, it melts at 120°, and decomposes when heated to a higher point. Although urea does not possess an alkaline reaction it combines easily with acids, and forms a series of salts which crystallize well, and of which the following are the most important:—

Hydrochloride of urea, $\text{CO}(\text{NH}_2)_2\text{HCl}$. This salt is formed when dry hydrochloric acid acts upon urea. In consequence of the heat which is evolved in the act of combination, the compound appears in the form of a yellowish oil, but this crystallizes on cooling. On addition of water it is resolved into its constituents.

Nitrate of urea, $\text{CO}(\text{NH}_2)_2\text{NO}_3\text{H}$. This is a very characteristic compound, being easily soluble in water but almost insoluble in nitric acid. Hence if pure nitric acid be added to a tolerably concentrated solution of urea a crystalline precipitate falls, which on recrystallization from solution in hot water is deposited in prismatic crystals.

Oxalate of urea, $2\text{CO}(\text{NH}_2)_2\text{C}_2\text{O}_4\text{H}_2$. This salt separates out in the form of crystalline scales when a solution of urea is mixed with a concentrated solution of oxalic acid.

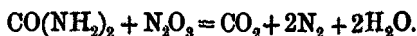
Urea not only unites with acids but also with a variety of salts and oxides. Thus, for instance, it forms with common salt the compound $\text{CO}(\text{NH}_2)_2 + \text{NaCl} + \text{H}_2\text{O}$. This substance crystallizes from aqueous solution in large glittering prisms. Urea also forms similar compounds with certain chlorides and nitrates.

When urea is heated with water to above 100° it is decomposed, and when boiled with strong alkalis or acids it takes up the elements of water, forming carbon dioxide and ammonia. This decomposition is that which occurs in the putrefaction of urine:—

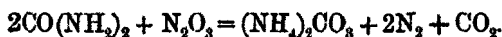


¹ *Chem. Soc. Journ.* xxi. 64.

Solutions of urea evaporated with nitrate of silver form ammonium nitrate and silver cyanate. When nitrogen trioxide is led into a warm solution of urea the following decomposition takes place:—



If the solution of urea is cold, ammonium carbonate is formed:—¹



404 In order to detect the presence of urea in a liquid it is evaporated down on a water bath and the residue extracted with alcohol, the liquid evaporated, and a few drops of pure nitric acid added to the residue. If urea is present the nitrate of urea is precipitated, and this is recognised, inasmuch as it consists of microscopic crystalline scales forming rhombic or six-sided tables, having an angle of 82° , as may be measured by means of the microgoniometer.

It has already been stated that urine decomposes with separation of ammonium carbonate. A peculiar ferment takes part in this decomposition. It consists of small globular cells which can be separated from the liquid by filtration. If the filter containing these globules be now washed with water and dried at a temperature not exceeding 40° the ferment retains its activity, and if this paper be coloured with turmeric it may be used for detecting the presence of urea in neutral liquids. In about ten to fifteen minutes after the paper is moistened with a neutral solution of urea a portion of the urea is converted into ammonium carbonate and the paper becomes of a brown tint. In this way one part of urea can be detected in 10,000 of liquid.²

Urea is the last product of the action of the atmospheric oxygen on the nitrogenous components of the human body, and the quantity which is excreted within a given time gives us a measure of the changes which are going on, for although there are other nitrogenous products contained in the urine yet their quantity is so small in comparison to that of the urea that in most cases their quantity may be disregarded. For the medical man and the physiologist it is therefore of the greatest consequence that a quick and accurate method should exist for determining the amount of urea in the urine. One of the best processes

¹ Claus, *Ber. Deutsch. Chem. Ges.* iv. 140.

² Musculus, *Comptes Rendus*, lxxviii. 132.

for this purpose is that proposed by Liebig. It depends upon the fact that when mercuric nitrate is added to a solution of urea, a white insoluble precipitate falls down, possessing the composition $2\text{CO}(\text{NH}_2)_2 + 3\text{HgO} + \text{Hg}(\text{NO}_3)_2$. It is convenient that each cbc. of the mercuric solution should precipitate 0.01 gram. of urea, and a solution of this strength is obtained by dissolving 66.666 grams. of metallic mercury in nitric acid, evaporating to drive off as much of the acid as possible, and diluting the solution to one liter. Before this solution is added to the urine it is necessary to precipitate the phosphates and sulphates which it contains in solution. For this purpose two volumes of urine are mixed with one volume of a mixture of equal volumes of baryta-solution and cold saturated solution of barium nitrate. The standard mercury solution is then added by a burette to fifteen cbc. of the filtrate, corresponding to ten cbc. of urine, until no further precipitate occurs. The end of the reaction is easily ascertained by adding a solution of sodium carbonate to a drop of the liquid, which assumes a yellow colour as soon as a slight excess of mercury is present. One cbc. of the mercury solution corresponds to 0.07 gram. of urea.

According to Bunsen's method, the urine is heated with a solution of barium chloride in dilute ammonia to a temperature of 230° , and the barium carbonate which separates out is weighed:—



A third method for the determination of urine, known as the Davy-Knop method, depends on the fact that urea when brought into contact with an alkaline hypochlorite or hypobromite evolves pure nitrogen:—



For this purpose a freshly-prepared alkaline solution of sodium hypobromite is prepared by dissolving bromine in excess of caustic soda, and this is mixed with a solution of urea, the nitrogen gas which is evolved by this reaction being collected in a graduated tube. For the details of this process reference must be made to the original papers.¹

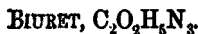
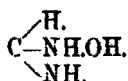
¹ Hüfner, *Journ. Pract. Chem.* [2], iii. Russell and West, *Journ. Chem. Soc.* xxvii. 249.



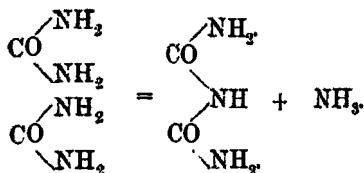
405 For the preparation of this compound, a solution of hydroxylamine nitrate is cooled to -10° , and to this a concentrated solution of potassium cyanate is added. On standing, hydroxyl urea separates out in white needles which melt at 130° (Lossen).



This isomeride of urea is formed when an alcoholic solution of hydroxylamine is warmed with a concentrated solution of hydrocyanic acid to a temperature of from 40° to 50° . On evaporating the solution isuretine separates out in the form of long colourless rhombic crystals which have an alkaline reaction, and which melt at 105° . This substance forms with acids a series of easily crystallizable salts, and its probable constitution is represented by the following formula:—



406 This compound, discovered by Wiedemann,¹ is formed when urea is heated for some time to $150-160^\circ$. The decomposition which takes place is represented as follows:—



When the residue is heated with water, cyanuric acid remains behind, and biuret separates out on cooling the solution. This may be purified by dissolving in hot water and reprecipitating with dilute ammonia. Biuret forms long white needle-shaped crystals, 100 parts requiring for their solution

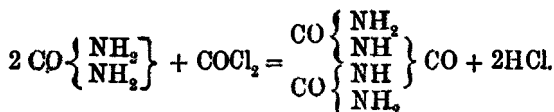
¹ *Ann. Chem. Pharm.* lxxvii. 323.

6,493 parts of water at 15°, whilst at 106°, the boiling point of a saturated solution, 222 parts only are needed.¹

When a few drops of cupric sulphate and then an excess of caustic soda are added to a solution of biuret in water, the liquid assumes a colour varying from red to violet, according to the quantity of copper salt added. By means of this reaction it is easy to show the passage of urea into biuret; it is only necessary to heat a small quantity of urea in a test-tube until ammonia begins to be evolved, the melted mass being poured into hot water and treated as described.

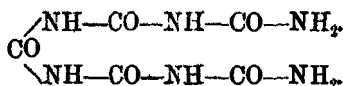
CARBONYLDIUREA, C₃H₆N₄O₃.

407 When urea is heated to 100° with carbonyl chloride in a sealed tube, this substance is formed; thus:—



It is a white powder which separates from boiling water in crystals.

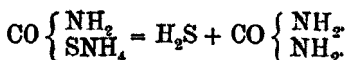
On heating biuret with carbonyl chloride a substance very similar to the one now described is obtained, to which the name of *Carbonyldi-biuret* has been given,² and which has the following constitution:—



OXYTHIOCARBAMIC ACID, CO $\left\{ \begin{array}{c} \text{NH}_2 \\ \text{SH} \end{array} \right\}$.

Berthelot first obtained the ammonium salt of the above acid. This salt separates out in crystals, when dry carbonyl sulphide is brought in contact with ammonia. The acid itself is not known.

When heated in a closed tube the ammonium salt is converted into urea:³



¹ Hofmann, *Ber. Deutsch. Chem. Ges.* iv. 282.

² E. Schmidt, *Journ. Pract. Chem.* [2], v. 35.

³ Kretzschmar, *Journ. Pract. Chem.* [2], vii. 474.

THIOCARBAMIC ACID, $CS \begin{cases} NH_2 \\ SH \end{cases}$.

408 The constitution of this compound, originally described under the name of hydrothiosulphopruassic acid,¹ was first pointed out by Debus.² The ammonia salt of this acid is formed by the union of carbon disulphide with dry ammonia in presence of absolute alcohol; the salt separates out after some time, in prismatic crystals. When hydrochloric acid is added to its aqueous solution free thiocarbamic acid separates out. This substance is an oil at the ordinary temperature, but below 10° it forms a crystalline mass.³ It has a smell resembling that of sulphuretted hydrogen, possesses an acid reaction, and is easily decomposed into sulphuretted hydrogen and thiocyanic acid, NCSH.

SULPHO-UREA OR THIOCARBAMIDE, $CS(NH_2)_2$.

409 Reynolds⁴ was the first to prepare this analogue of urea. It is formed by a reaction analogous to that by which common urea is obtained. A molecular change takes place in ammonium thiocyanate $NCS(NH_4)$ when heated to 140°, corresponding to that observed in the case of ammonium cyanate. At the same time a quantity of guanidine thiocyanate is formed, while a portion of the thiocyanate remains unchanged.⁵ In order to separate these three bodies, the melted mass is treated with two-thirds its weight of cold water, when the greater portion of the sulphur-urea remains behind. This is then dried on a porous plate, and purified by re-crystallization from hot water. According to Claus it is not necessary to prepare ammonium thiocyanate for this purpose, but a solution of the crude salt obtained by dissolving carbon disulphide in alcoholic ammonia may be employed; this is quickly evaporated until ammonia, ammonium sulphide, and carbon sulphide are abundantly evolved, and then the residue treated as above described. As long as sulphur-urea is not perfectly pure it crystallizes in

¹ Zeise, *Ann. Chem. Pharm.* xviii. 95.

² *Ann. Chem. Pharm.* lxxiii. 26.

³ Mulder, *Journ. Pract. Chem.* cl. 401, and ciii. 178.

⁴ *Journ. Chem. Soc.* [2], vii. 1.

⁵ J. Volhard, *Deutsch. Chem. Ges. Ber.* vii. 92, and *Journ. Pract. Chem.* [2], ix. 6.

silky needles, but in the pure condition it forms magnificent large rhombic prisms or thick tables. Like common urea, sulphur-urea forms compounds with acids, salts, and oxides. A characteristic compound is the nitrate, $CS(NH_2)_2, NO_3H$, which crystallizes exceedingly well.

CARBON AND NITROGEN.

CYANOGEN COMPOUNDS.

410 The history of these compounds commences with the discovery of Prussian blue, made accidentally early in the eighteenth century by a colour-maker of the name of Diesbach. The fact was shortly afterwards communicated to the alchemist Dippel, who ascertained the conditions under which the formation of the colouring matter takes place. The method for preparing the colour was, however, first published by Woodward, who states that it was obtained by calcining the alkali obtained by heating equal parts of cream of tartar and saltpetre with ox-blood. The residue of the calcination was then lixiviated and green vitriol and alum added to the solution, whereby a greenish precipitate was thrown down, which, on treatment with hydrochloric acid, yielded the blue colour.¹ About the same time John Brown found that animal flesh could be employed instead of blood, and Geoffroy, in 1725, showed that different other animal matters could be used for the same purpose.

Up to this time very remarkable opinions were held concerning the composition of this colouring matter. Geoffroy, for example, assumed that the colour was due to metallic iron which, owing to the presence of the alum, was in an extremely fine state of division. In 1752 Macquer found that Prussian blue could be manufactured without the use of alum, and that when the colouring matter is boiled with an alkali, oxide of iron remains behind and a peculiar body is formed which is found in solution. To this substance (ferrocyanide of potassium) the name of phlogisticated potash was given, and it was believed that the iron contained in the Prussian blue was coloured blue by a peculiar combustible substance. During the years 1782-5, Scheele occupied himself with the investigation of this compound, and he showed that when phlogisticated

¹ *Phil. Trans.*, 1724.

potash is distilled with sulphuric acid, a very volatile and inflammable body is formed, which is soluble in water, and possesses the property, when treated with alkalis and green vitriol, of forming a very beautiful blue colour. To this body the name of prussic acid was given. In 1787, the investigation of this compound was taken up by Berthollet, who proved that iron was contained in the prussiate of potash as an essential constituent, together with alkali and prussic acid; and that prussic acid, whose salts yield ammonia and carbonic acid as products of decomposition, consists of carbon, nitrogen, and hydrogen. These results were afterwards confirmed by the investigations of other chemists, but it is especially to the labours of Gay-Lussac that we owe a clear statement of the true composition of this acid and its salts. His researches are of great theoretical interest, as it is in them that we find the fact, for the first time, clearly pointed out, that a compound substance may exist which is capable of acting in many respects as if it were an element. Gay-Lussac¹ showed in 1811 that prussic acid is a compound consisting of hydrogen combined with a radical containing carbon and nitrogen, to which he gave the name of *cyanogène* (from *κύανος* dark blue and *γεννάω* I produce). He proved moreover, that the salts obtained by the action of prussic acid upon a base, are compounds of this *cyanogène* with metals. In corroboration of this view, in 1815, he was able to show that this radical cyanogen can be prepared and is capable of existing in the free state.

By the name of *compound radical* we signify a group of atoms which plays the part of a single atom, or, employing Liebig's classical definition, we may say that cyanogen is a radical, because

- (1) "It is a never-varying constituent in a series of compounds:
- (2) "It can be replaced in these compounds by other simple bodies:
- (3) "In its compounds with a simple body this latter may be easily separated or replaced by equivalent quantities of other simple bodies."

"Of these three chief and characteristic conditions of a compound radical, at least two must be fulfilled if the substance is to be regarded as a true compound radical."²

In addition to cyanogen, a number of other compound radicals

¹ *Annales de Chimie*, lxxvii. 128, *Ibid.* xcvi. 136.

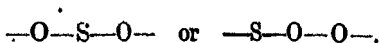
² *Ann. Chem. Pharm.* xxv. p. 3.

are known, some of which have already been mentioned. These radicals are distinguished one from another, as the elements are, by their quantivalence. Thus, nitrogen peroxide NO_2 is a monad radical occurring in nitric acid and in many of its derivatives, and to it the name of nitroxyl has been given. Its constitution is represented as follows:—

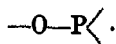


This indicates that the two atoms of dyad oxygen are connected together by one combining unit of each, whilst they are both linked by the other combining unit to the triad atom of nitrogen. Hence, one combining unit of the nitrogen remains free, and this group acts consequently as a monad radical.

Sulphur dioxide or sulphuryl, SO_2 , serves as an instance of a dyad radical. This radical is contained in sulphuric acid, and a large number of compounds derived from it. It is termed a dyad because, of the six combining units which it contains, four only are saturated by combination within the molecule, and its constitution may, therefore, be represented by the following formula:—



Many phosphorus compounds contain a triad radical, phosphoryl PO , which, however, is not known in the free state. It contains the triad phosphorus atom combined with the dyad oxygen atom, and its constitution can be represented as follows:—



Cyanogen, CN , is a monad radical, as it contains the triad atom of nitrogen and the tetrad atom of carbon; its constitution is represented thus:—

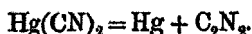


Cyanogen, to which the symbol Cy instead of the formula, CN , is sometimes given, combines like chlorine with hydrogen and the metals, and its compounds may, therefore, be compared with those of chlorine:—

Hydrocyanic acid, CyH .	Hydrochloric acid, ClH .
Potassium cyanide, CyK .	Potassium chloride, ClK .
Potassium cyanate, CyOK .	Potassium hypochlorite, ClOK .
Free cyanogen, Cy_2 .	Free chlorine, Cl_2 .

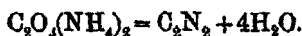
CYANOGEN GAS, OR DICYANOGEN, C_2N_2 or Cy_2 . Density = 25.98.

411 This gas, which was discovered by Gay-Lussac, is formed when the cyanides of mercury, silver, or gold are heated. For this purpose it is usual to employ mercuric cyanide, which decomposes thus:—



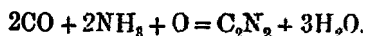
The mercury salt placed in a tube of hard glass fitted with a cork and gas-delivery tube, or in a small hard glass retort, is heated to dull redness, and the gas collected over mercury.

Cyanogen gas can also be obtained by other reactions. For instance, it is formed when oxalate of ammonia is heated with phosphorus pentachloride; thus:—



It is also formed by gently igniting an intimate mixture of two parts of well-dried ferrocyanide of potassium, $Fe(CN)_6K_4$, with three parts of mercuric chloride.¹ According to Berzelius, however, the gas thus prepared contains free nitrogen, and he recommends the employment of potassium cyanide in place of the ferrocyanide.² There is no doubt that in this reaction mercuric cyanide is first obtained, and this is then decomposed as already described.

Cyanogen gas is found in small quantities in the gases proceeding from the blast furnaces,³ and it is likewise formed when a mixture of ammonia and coal-gas is burnt in a Bunsen's burner⁴ The following equation probably explains the reaction which takes place in the latter case:—



Cyanogen is a colourless gas possessing a peculiar pungent odour resembling that of peach kernels. It is poisonous, and burns, when brought in contact with flame, with a characteristic purple-mantled flame, with formation of carbon dioxide and nitrogen. When cyanogen gas is mixed with an excess

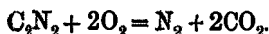
¹ Kemp, *Phil. Mag.* xxiii. 179.

² Berzelius' *Jahresbericht*, xxiv. 84.

³ *Journ. Pract. Chem.* xlii. 145.

⁴ Levoir, *Ibid.* lxxvi. 445.

of oxygen and an electric spark is passed through the mixture, an explosion occurs, and, on cooling, the residual gas possesses exactly the same volume as the original gas; thus:—



The specific gravity of the gas is 1.806 (Gay-Lussac); when exposed to pressure or to cold, cyanogen condenses to a colourless liquid which boils at $-20^{\circ}7$, and possesses at 17° a specific gravity of 0.866. When cooled to a still lower temperature the liquid freezes, forming a crystalline mass which melts at $-34^{\circ}4$.¹ According to Bunsen² the tension of cyanogen gas at different temperatures is as follows:—

Temperature.	Tension in atmospheres.
$-20^{\circ}7$	1
-10	1.85
0	2.7
$+10$	3.8
15	4.4
20	5.0

At the ordinary atmospheric temperature, one volume of cyanogen dissolves in four volumes of water, and in twenty-three volumes of alcohol. The aqueous solution soon becomes turbid, with separation of a brown powder known as *azulmic acid*, and the solution contains oxalate of ammonia, together with smaller quantities of carbonate of ammonia, hydrocyanic acid, and urea (Wöhler). The formation of these products of decomposition will be explained later. Cyanogen gas when passed over heated potassium unites directly with the metal, forming potassium cyanide.

Paracyanogen.—In the preparation of cyanogen from mercuric cyanide a brown powder* remains behind. This substance possesses the same composition as cyanogen; when it is heated in a current of carbon dioxide or nitrogen it gradually volatilizes, being converted into cyanogen gas.

HYDROCYANIC ACID, OR PRUSSIC ACID, HCN.³

Vapour Density = 31.49.

412 We owe the discovery of hydrocyanic acid to Scheele in 1782. It was subsequently examined by Ittner,⁴ and by Gay-

¹ Davy and Faraday, *Phil. Trans.* 1823, 196.

² *Pogg. Ann.* xlv. 101.

³ The name *acide prussique* was first used by Guyton de Morveau.

⁴ *Beiträge z. Geschichte d. Blausäure*, 1809.

Lussac; the former of these chemists preparing it for the first time in the anhydrous condition.¹ For this purpose he heated mercuric cyanide with hydrochloric acid in a flask, leading the gas, which was evolved, through a long tube, half filled with pieces of marble in order to retain any vapours of hydrochloric acid which might be carried over, the second half of the tube being filled with chloride of calcium for the purpose of absorbing any aqueous vapour. The gas, thus dried, was passed into a receiver placed in a freezing mixture, where it was condensed. According to this method only two-thirds of the theoretical amount of acid are obtained, as the mercuric chloride unites with a portion of the prussic acid to form a compound which is decomposed only at a high temperature. If, however, sal-ammoniac be added, this salt combines with the mercuric chloride, and the whole of the hydrocyanic acid is set free.²

Pure hydrocyanic acid is also obtained by leading sulphuretted hydrogen gas over dry mercuric cyanide heated to about 30°. The salt is placed in a long horizontal tube of which the front portion is filled with carbonate of lead for the purpose of retaining the excess of sulphuretted hydrogen; as soon as this begins to turn black the evolution of sulphuretted hydrogen is stopped (Vauquelin).³

Hydrocyanic acid is generally prepared from ferrocyanide of potassium, which, as Scheele showed, is decomposed by dilute sulphuric acid. A process described by Wöhler enables us to prepare any desired quantity, either of the aqueous acid of different strengths, or of the anhydrous compound. A cold mixture of 14 parts of water and 7 parts of concentrated sulphuric acid is poured upon 10 parts of coarsely powdered ferrocyanide of potassium contained in a large retort the neck of which is placed upwards in a slanting direction. If the anhydrous acid be required, the vapour is allowed to pass through cylinders or U-tubes filled with calcium chloride and surrounded by water heated to 30°, after which the gas, thus dried, is condensed by passing into a receiver surrounded by ice or a freezing mixture. To prepare the aqueous acid the drying apparatus may be omitted and the gas evolved from a flask as shown in Fig. 197, passed through a Liebig's condenser, and then led into the requisite quantity of distilled water. The action

¹ *Ann. Chim.* lxxvii. 128, and xcv. 136.

² Bussy and Baignet, *Ann. Chim. Phys.* [4], iii. 232.

³ *Ann. Chem. Pharm.* lxxiii. 218.

of the dilute sulphuric acid upon the prussiate of potash is represented by the following equation:—



As is seen from this equation, only half of the cyanogen contained in the ferrocyanide is obtained as hydrocyanic acid, but notwithstanding this loss, the method is simpler and cheaper than those previously described.

Amongst the various other methods which have been described for the preparation of this acid, one proposed by Clarke may be mentioned, inasmuch as by this method a dilute acid may readily be prepared having an approximately known strength. For this


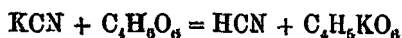


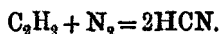
FIG. 197.

purpose nine parts of tartaric acid are dissolved in sixty parts of water and the solution poured into a flask so that it is nearly filled. Four parts of potassium cyanide are then added and the flask closed by means of a cork. The mixture is then well shaken, and allowed to stand for some time until the whole of the cream of tartar (acid tartrate of potassium) has separated out, after which the dilute hydrocyanic acid is poured off. This should contain 3.6 per cent. of hydrocyanic acid, and only a small amount of cream of tartar in solution; the reaction being represented by the following equation:—



Hydrocyanic acid is also formed when a series of electric

sparks is passed through a mixture of acetylene and nitrogen¹; thus :—



It is also formed by the action of the silent discharge through a mixture of cyanogen and hydrogen.²

413 *Properties.*—Pure anhydrous hydrocyanic acid is a colourless very mobile liquid possessing a characteristic smell resembling that of bitter almonds, and producing when inhaled in small quantities a peculiar irritation of the throat. Its specific gravity is 0.7058 at 7° and 0.6969 at 18° (Gay-Lussac); it boils at 26.5°, and forms a colourless vapour which possesses the specific gravity 0.947. At -15° the liquid solidifies to a mass of colourless feathery crystals. If a drop of the liquid acid be brought on a glass rod into the air, evaporation takes place so quickly, and so much heat is thereby absorbed, that a portion of the liquid freezes. Hydrocyanic acid is miscible in all proportions with water, alcohol, and ether. A very singular phenomenon is observed when hydrocyanic acid is mixed with water, inasmuch as a diminution of temperature occurs without any increase of the volume of the liquid; on the contrary, a diminution of volume takes place, and this is the greatest when equal volumes of water and acid are mixed. In this mixture the proportions correspond to the relations, $3\text{H}_2\text{O} + 2\text{HCN}$, and, in this case, the diminution in bulk which occurs is from 100 to 94 (Bussy and Buisine). The anhydrous acid as well as its concentrated aqueous solution is easily inflammable, and burns with a beautiful violet flame. It decomposes very readily on exposure to light, with separation of a brown body, and formation of ammonia, whilst in the case of the pure dilute acid, formic acid, ammonia, and other bodies are produced. The tendency to decomposition is much diminished by the presence of traces of mineral acid or of formic acid. Concentrated mineral acids, as well as boiling alkalis, decompose hydrocyanic into ammonia and formic acid, water being taken up; thus :—



On the other hand, hydrocyanic acid and water are formed when the ammonium salt of formic acid is quickly heated.

Pure hydrocyanic is one of the most powerful and rapid

¹ Berthelot, *Comptes Rendus*, lxxvii. 1141.

² Boillot, *Comptes Rendus*, lxxvi. 1132.

of known poisons. When a small quantity of the vapour of the pure substance is drawn into the lungs instant death ensues; small quantities produce headache, giddiness, nausea, dyspnoea, and palpitation.

A few drops brought into the eye of a dog kill it in thirty seconds, whilst an internal dose of 0·05 grain is usually sufficient to produce fatal effects upon the human subject, but cases have been known in which 0·1 grain has been taken without death ensuing. As antidotes, ammonia and chlorine water have been proposed, and these appear to be efficacious, although we are unable to explain their mode of action, for ammonia can only form ammonium cyanide, and chlorine cyanogen chloride, both of which are bodies as poisonous as prussic acid itself. Prussic acid is used as a medicine and is a constituent of several official preparations, such as laurel water, bitter-almond water, &c., which are obtained by distilling the leaves of the common laurel, or bitter almonds, with water. These plants do not contain the prussic acid ready formed; but, in common with most of the plants of the same family, contain *amygdalin*, a complicated compound which, under certain circumstances, splits up into sugar, oil of bitter-almonds, and prussic acid.

414 To estimate the quantity of hydrocyanic acid contained in these preparations, an excess of potash solution is added to a measured or weighed quantity of the liquid, and then by means of a burette a solution of nitrate of silver containing 6·3 gram. in one liter is dropped in until a permanent precipitate appears. Each cbc. corresponds to two milligrams of anhydrous prussic acid. In this reaction the double cyanide, $\text{AgCN} + \text{KCN}$, is formed, which is not decomposed by alkalis, and is soluble in water. Hence as soon as exactly half the quantity of prussic acid present is converted into silver cyanide, one drop more of the silver solution will produce a permanent precipitate of silver cyanide.¹

To detect hydrocyanic acid, as in cases of poisoning, the suspected matter is acidulated with tartaric acid, and the prussic acid distilled off by means of a water bath. The distillate is made alkaline with caustic soda, and a mixture of a ferrous and ferric salt (a solution of ferrous sulphate oxidized by exposure to the air) is added, and then an excess of hydrochloric acid. Prussian blue remains undissolved if prussic acid is present. If the quantity contained be very small, the solution appears

¹ Liebig, *Ann. Chem. Pharm.* lxi. 102.

first of a green colour, and, on standing, deposits dark blue flakes. When dilute prussic acid is mixed with yellow ammonium sulphide, and the liquid evaporated to dryness over a water-bath, ammonium thiocyanate is formed. The presence of this body is made known by means of ferric chloride, which produces in a solution of thiocyanate a deep blood-red coloration.¹

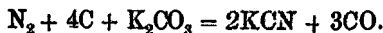
TRIHYDROCYANIC ACID, $C_3N_3H_3$.

415 If aqueous hydrocyanic acid to which a few drops of caustic potash has been added, be allowed to stand, a polymeric modification of the acid is formed, together with the brown substance already mentioned. This modification, which has the composition $C_3N_3H_3$, crystallizes from hot water in oblique prisms, and these when heated to 180° melt and then are resolved, with explosion, into three molecules of hydrocyanic acid.²

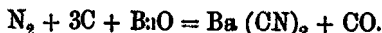
THE CYANIDES.

416 Hydrocyanic acid turns blue litmus paper red, but it is so weak an acid that its soluble salts are decomposed by the carbonic acid of the air, and they therefore smell of hydrocyanic acid, and have an alkaline reaction even when their solution contains excess of hydrocyanic acid.

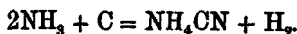
Cyanides can be prepared in a variety of ways. Carbon and nitrogen do not unite together even under the action of the electric spark, but if these elements are heated in presence of an alkali, a cyanide is formed. Thus, for instance, potassium cyanide is obtained when nitrogen is led over a heated mixture of carbon and potash:—



If, instead of potash, caustic baryta is taken, barium cyanide is obtained:—



According to Kuhlman, ammonium cyanide is formed when ammonia is passed over red-hot charcoal:—

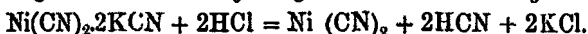
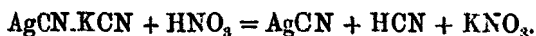


¹ Liebig, *Ann. Chem. Pharm.* lxi. 127.

² Lauge, *Deutsch. Chem. Ges. Ber.* vi. 99, and Wippermann, *ibid.* vii. 767.

Cyanides are also easily formed when nitrogenous organic bodies such as hoofs, clippings of hides, wool and blood, are heated with an alkali such as potash. The potassium cyanide thus obtained is prepared on the large scale, and forms the starting points of the cyanogen compounds. As this substance is difficult to purify on account of its great solubility, it is converted into ferrocyanide of potassium or yellow prussiate of potash, which is used for the preparation of the other cyanogen compounds.

The cyanides of the alkali-metals, and those of the metals of the alkaline earths, are soluble in water, and smell, as has been already stated, of hydrocyanic acid, as they are decomposed by the atmospheric carbonic acid. They are, therefore, just as poisonous as the free acid itself. The cyanides of the other metals, with the exception of mercuric cyanide, are insoluble in water. They dissolve, however, in the cyanides of the alkali metals with the formation of soluble double cyanides. These double cyanides may be divided into two distinct classes. The compounds of the first class are easily decomposed by dilute acids with the formation of an insoluble metallic cyanide, and free hydrocyanic acid; of these, silver-potassium cyanide and nickel-potassium cyanide may serve as examples.



The second class of the double cyanides, although containing, like the others, two different metals, possess wholly distinct properties. The best known of these are the yellow prussiate of potash or ferrocyanide of potassium, $\text{Fe(CN)}_2.4\text{KCN}$, and the red prussiate of potash or ferricyanide of potassium, $\text{Fe(CN)}_3.3\text{KCN}$. If to a solution of the first of these salts dilute hydrochloric acid be added, no hydrocyanic acid is evolved, but a white crystalline precipitate is obtained having the composition $\text{H}_4\text{Fe(CN)}_6$. This compound is a powerful acid, to which the name of *ferrocyanic acid* has been given, and in which the four atoms of hydrogen can be either partially or wholly replaced by metals. In the same way the potassium can also be replaced in the red prussiate of potash by hydrogen, and thus *ferricyanic acid*, $\text{H}_3\text{Fe(CN)}_6$, can be obtained.

Similar double compounds are known, especially those of cobalt, manganese, platinum, and of the metals allied to it.

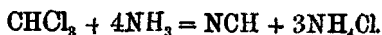
Hence it has been assumed that these compounds contain peculiar metallo-organic radicals. The constitution of these radicals and their compounds will be explained under each separate metal.

417 *Detection and determination of cyanogen and the cyanides.*—The detection of cyanogen in the cyanides, such as those of the alkalis and alkaline earths, which are easily decomposed by dilute acid is simple enough. If the solution is not already alkaline, a solution of caustic soda is added; next, a few drops of a solution of ferrous sulphate (green vitriol) which has been partially oxidized by exposure to the air; an excess of hydrochloric acid is then added, when a precipitate of Prussian blue is thrown down. Cyanides which do not evolve hydrocyanic acid on the addition of a dilute acid, are decomposed by fusing them with dry carbonate of soda. The fused mass is then dissolved in water, and the filtered liquid treated according to the above-mentioned process.

In the soluble cyanides, as well as in those which are decomposed by dilute acids, the quantity of cyanogen can readily be determined by precipitation with nitrate of silver. A precipitate of cyanide of silver is obtained, which, after washing and drying at 110°, is weighed. This method, however, cannot be employed in the case of mercuric cyanide, potassium ferrocyanide, and analogous compounds. Concerning the qualitative and quantitative analysis of such compounds we must refer to treatises on analytical chemistry.

COMPOUNDS OF HYDROCYANIC ACID WITH THE HYDRACIDS OF THE CHLORINE GROUP OF ELEMENTS.

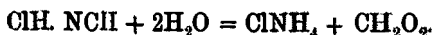
418 Although hydrocyanic acid possesses weak acid properties, yet it behaves in many respects as a weak base which, like ammonia, is capable of direct union with certain acids. This property depends upon the fact that its chemical constitution is analogous to that of ammonia, for hydrocyanic acid is formed when ammonia is heated with chloroform under pressure; thus:—



According to this mode of formation, hydrocyanic acid may be considered to be ammonia in which the three atoms of hydrogen have been replaced by the triad radical methenyl CH, whence it might be termed methenylamine.

Methenylamine hydrochloride, $\text{ClH}\cdot\text{NCH}$.—In order to pre-

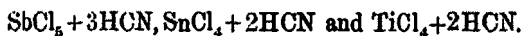
pare this body, dry hydrochloric acid is led to saturation into anhydrous prussic acid cooled down to -10° . The solution is then heated in sealed glass tubes to $35-40^{\circ}$. A sudden and violent reaction then takes place, and on cooling this compound separates out in crystals. In order, however, to convert the whole of the hydrocyanic acid into hydrochloride, the above operations must be several times repeated.¹ This compound is a white crystalline body which absorbs moisture with avidity, and forms, when brought in contact with water, formic acid and sal-ammoniac; thus:—



When preserved in a vacuum this compound decomposes spontaneously into hydrochloric and hydrocyanic acids.

Methenylamine hydrobromide, BrHNCH .—This is obtained in the form of a light crystalline mass when dry hydrobromic acid is passed into well-cooled hydrocyanic acid.² In the same way a compound is obtained by the action of hydriodic acid, which possesses an analogous composition, namely, IHNCH .³

Hydrocyanic acid also combines with metallic chlorides to form crystalline compounds, as



COMPOUNDS OF CYANOGEN WITH THE ELEMENTS OF THE CHLORINE GROUP.

CYANOGEN CHLORIDE, ClCN . Density = 30.67.

419 Berthollet obtained this compound in 1787 by the action of chlorine on hydrocyanic acid, and believed it to be oxygenated hydrocyanic acid. Its true composition was recognised by Gay-Lussac in the year 1815. According to Wöhler⁴ this compound is easily obtained by passing chlorine gas into a saturated aqueous solution of mercuric cyanide containing some of the solid salt, until the liquid is saturated with the gas, and the air which remains above the liquid is replaced by chlorine. The vessel is then well closed and placed in a dark room till all the mercuric chloride has dissolved, or all the chlorine has combined. In order to remove any free chlorine which may remain

¹ Gautier, *Comptes Rendus*, lrv. 410 and 472.

² Gal. *Bull. Soc. Chim.* iv. 431.

³ Gautier, *Ibid.* iv. 89.

⁴ *Ann. Chém. Phys.* xcv. 200

the solution is shaken up with mercury, and the liquid heated in order to expel the cyanogen chloride, the volatile product being condensed by passing through a bent tube plunged into a freezing mixture. The compound thus obtained forms at -18° long transparent prisms, which at from -12° to -15° melt to a colourless liquid, and at a temperature somewhat higher, pass into the gaseous state, giving rise to an unbearably powerful odour which painfully affects the eyes. The specific gravity of the gas is 2.124; it condenses to a liquid under a pressure of four atmospheres.

In the year 1847 Wurtz¹ obtained a compound by the action of chlorine on hydrocyanic acid, which he believed to be different from the gaseous cyanogen chloride above described. To this he gave the name of *liquid chloride of cyanogen*, and he assumed that this body possessed the formula $(CN)_3Cl_2$. Salet,² however, afterwards showed that the specific gravity of the vapour is 1.23. Its molecular formula is therefore identical with that of gaseous chloride of cyanogen. In smell, as well as in chemical reaction, the two bodies exhibit the same properties, so that it is assumed that they are identical, the gaseous chloride being only the vapour of the liquid compound.

According to Gautier³ the liquid chloride is best obtained by leading chlorine into a mixture of one part of hydrocyanic acid and four parts of water contained in a retort or flask which is connected with an inverted Liebig's condenser. As soon as the liquid has attained a green colour, the current of chlorine is stopped, and an excess of mercuric oxide and calcium chloride is added to the liquid, which is well cooled down in a freezing mixture. The chloride of cyanogen is next distilled off and condensed in a well-cooled receiver. It is a liquid which, according to Regnault, boils at a temperature of $12^{\circ}.7$, and solidifies at about -7° .⁴

SOLID CYANOGEN CHLORIDE, OR CYANURIC CHLORIDE, $(CN)_3Cl_3$.
Vapour Density = 92.02.

420 Pure chloride of cyanogen may be kept for years without undergoing any change. If, however, the impure liquid which has not been treated with mercuric oxide be allowed to stand, it soon undergoes a spontaneous change into solid crystalline chloride

¹ *Ann. Chem. Pharm.* lxl. 308.

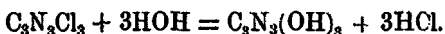
² *Bull. Soc. Chim.* [2], iv. 105.

³ *Ibid.* [2], iv. 403.

⁴ *Jahresb.* 1863, 70, 74.

of cyanogen, first obtained, in 1827, by Serullas, by the action of chlorine in the sunlight upon hydrocyanic acid, or upon moist mercuric cyanide, and afterwards more carefully examined and analysed by Liebig.¹

According to Gautier the solid chloride is best obtained by passing a slow current of dry chlorine into a mixture of four parts of anhydrous ether and one part of hydrocyanic acid. Oily drops separate out, which soon solidify, and, after standing for twenty-four hours, chloride of cyanogen is obtained in large monoclinic crystals, which melt at 140° and boil at 190° (Serullas). It has a pungent odour, causing a flow of tears; whilst in the dilute condition it smells like the excrements of mice. It has a slightly acrid taste, and, like the liquid chloride, it acts as a powerful poison. The specific gravity of the crystals is 1.320, and that of the vapour 6.39 (Bineau). It is slightly soluble in cold water, but is decomposed by boiling water with formation of hydrochloric and cyanuric acids; thus:—



CYANOGEN BROMIDE, CNBr,

421 Discovered in the year 1827 by Serullas,² is formed by the action of bromine on hydrocyanic acid, or on the metallic cyanides. If bromine is added drop by drop to a well-cooled aqueous solution of potassium cyanide, crystals separate out, which consist of a mixture of cyanogen bromide and potassium bromide.³ When these crystals are heated to a temperature of from 60° to 65°, cyanogen bromide sublimes in the form of delicate transparent prisms, which soon pass into the cubical form. It has an exceedingly pungent smell, and acts very powerfully upon the eyes. It is also poisonous; one grain dissolved in a small quantity of water brought into the oesophagus of a rabbit produced instant death (Serullas). According to Bineau the specific gravity of its vapour is 3.607. When cyanogen bromide is heated in sealed tubes to a temperature of from 130° to 140° it is converted into an amorphous mass, which volatilizes only when strongly heated, and probably consists of *cyanuric bromide*, $\text{C}_3\text{N}_3\text{Br}_3$, since on heating this substance with water cyanuric acid is formed.⁴

¹ *Ann. Chem. Pharm.* x. 8.

² *Ann. Chim. Phys.* xxxiv. 100

³ Langlois, *Ann. Chim. Phys.* [3], li. 482.

⁴ Eghis, *Zeitsch. f. Chem.* [3], v. 376.

CYANOGEN IODIDE, CNI.

422 This compound was discovered by Davy in the year 1816,¹ and is easily formed by the action of iodine on cyanide of mercury and other metallic cyanides, whilst it frequently occurs as an impurity in commercial iodine. According to Liebig it can be best obtained by dissolving iodine in a warm concentrated solution of potassium cyanide until the liquid solidifies on cooling to a crystalline mass. Cyanogen iodide forms long delicate white needles, easily soluble in alcohol and ether, and from these solutions the compound crystallizes in four-sided tables. It is sparingly soluble in water. It volatilizes readily, although it does not boil until far above 100°. It has a smell similar to that of the bromide, and it is equally poisonous.

CYANIC ACID, NCOH.

423 Cyanic acid was first observed by Vauquelin in the year 1818, although it was first distinctly recognised as a peculiar acid and its properties more exactly investigated by Wöhler in 1822. Its salts are formed when cyanogen gas is led into an alkali: thus:—



When potassium cyanide is melted in the presence of air, or, better, with the addition of an easily reducible oxide or peroxide, potassium cyanate is formed.

Cyanates are readily decomposed by dilute acids, but the cyanic acid at the same time takes up water, carbon dioxide and ammonia being formed. Therefore on adding a dilute acid to potassium cyanate effervescence takes place, carbon dioxide being given off. This has a pungent smell due to the presence of a trace of cyanic acid. By acting on a cyanate with dry hydrochloric acid, cyanic acid is set free. It at once combines, however, with hydrochloric acid to form the compound HCl NCOH, a colourless liquid, fuming in the air. It is impossible to isolate cyanic acid from this compound, because it at once changes into polymeric cyanuric acid, $(\text{CN})_3(\text{OH})_3$.

The only reaction by which cyanic acid can be obtained,

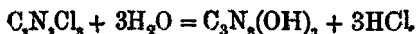
¹ *Gibb. Ann.* liv. 384.

is by the decomposition of cyanuric acid by heat, when it is resolved into three molecules of cyanic acid, the vapours of which must be condensed by means of a freezing mixture. Cyanic acid is a colourless mobile liquid having a most pungent smell. On taking the vessel containing it out of the freezing mixture the liquid soon becomes turbid and hot, and with a crackling noise, or if in large quantity with explosive ebullition, is soon converted into a white porcelain-like mass which is a polymeric modification, called *cyamelide*, the molecular weight of which is unknown. On heating cyamelide it is reconverted into cyanic acid.

Of the cyanates the most interesting salt is the *ammonium cyanate*, $\text{NCO}(\text{NH}_3)$, obtained as a white crystalline mass by mixing the vapour of dry cyanic acid with dry ammonia. The freshly prepared aqueous solution gives the reactions of cyanic acid and of ammonia, but on standing for some time or on heating, the ammonium cyanate is transformed into the isomeric *carbamide* or *urea*, $\text{CO}(\text{NH}_2)_2$. The dry salt also undergoes the same transformation on heating.

CYANURIC ACID, $\text{C}_3\text{N}_3(\text{OH})_3$.

424 This compound was first observed by Scheele in the dry distillation of uric acid, and by him called pyro-uric acid.¹ In the year 1827 Serullas obtained the same acid by boiling cyanuric chloride with water²; thus:—



Wöhler showed, at a later date, that this acid is formed by heating urea. Its properties and composition were accurately ascertained by Liebig and himself³ in the year 1830.

The ordinary method for preparing cyanuric acid is the one proposed by Wurtz,⁴ namely, that of passing dry chlorine over melted urea.



The residue is treated with cold water to remove the sal-ammoniac, and the residual cyanuric acid crystallized from solution in hot water. It forms transparent prisms, having the composition $\text{C}_3\text{N}_3(\text{OH})_3 + 2\text{H}_2\text{O}$, which effloresce on exposure to air.

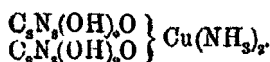
¹ *Opuscula*, ii. 77.

² *Ann. Chim. Phys.* [2], xxxviii. 369.

³ *Pogg. Ann.* xx. 369.

⁴ *Ann. Chim. Pharm.* lxiv. 307.

Amongst its salts sodium cyanurate, $C_3N_3(ONa)_3$, is characteristic; whilst soluble in cold, it is insoluble in a hot concentrated solution of caustic soda, so that on warming a solution saturated in the cold it separates out in long needle-shaped crystals (Hofmann). If a solution of cyanuric acid be added to an ammoniacal solution of copper sulphate, a beautiful violet precipitate which has the following composition is thrown down:—



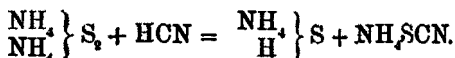
By the action of phosphorus pentachloride, cyanuric acid is converted into cyanuric chloride; thus:—



THIOCYANIC ACID, NCSH.

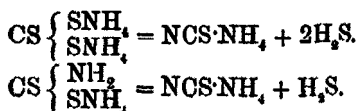
425 This acid, to which the name of sulphocyanic acid has also been given, was mentioned by Bucholz in 1798, but first properly examined by Porret in 1808. He obtained it by boiling a solution of potassium sulphide with Prussian blue. Its quantitative composition was ascertained by Berzelius in 1820.¹

Salts of this acid are formed by the direct union of sulphur with a cyanide. Thus, for instance, potassium thiocyanate is easily obtained by melting together potassium cyanide and sulphur or dried prussiate of potash with potash and sulphur. The ammonium salt is obtained by warming hydrocyanic acid with yellow sulphide of ammonium; thus:—



Ammonium thiocyanate is easily obtained in large quantities by warming a mixture of alcoholic concentrated ammonia and bisulphide of carbon which has stood for a considerable time.

Ammonium thiocarbonate and thiocarbamate are formed, and these are decomposed on heating, with evolution of sulphuretted hydrogen (Millon); thus:—



¹ *Schweig. Journ.* xxxi. 42.

For this purpose it is best to take eight parts of carbon disulphide, thirty parts of alcohol, and thirty parts of concentrated ammonia. As soon as the carbon disulphide is dissolved, the solution is concentrated, and, on cooling, the salt separates out in crystals.¹ If a solution of mercuric nitrate be added to a solution of ammonium or potassium thiocyanate a heavy white precipitate of mercuric thiocyanate, $(\text{CNS})_2\text{Hg}$, is thrown down. This substance when dry is easily inflammable and burns with a pale sulphur flame, leaving a very voluminous residue behind. This salt is used for the preparation of the so-called Pharaoh's Serpents.

When dry sulphuretted hydrogen is led over the mercuric salt, anhydrous thiocyanic acid is obtained. It is a colourless liquid with a pungent smell resembling that of concentrated acetic acid, boiling according to Vogel at $102\cdot5^\circ$, and solidifying in six-sided prisms at $-12\cdot5^\circ$. Aqueous thiocyanic acid may be readily obtained by distilling a thiocyanate with dilute sulphuric acid. In this reaction, however, if the acid be only moderately diluted, a considerable quantity of the substance decomposes with absorption of water into carbonyl sulphide and ammonia, whilst at the same time some hydrocyanic acid is formed. Thiocyanic acid and its soluble salts are coloured blood-red by ferric chloride, ferric thiocyanate being formed. The soluble thiocyanates produce with silver an insoluble precipitate of silver thiocyanate which is insoluble even in presence of the stronger acids. A solution of the potassium or ammonium thiocyanate of known strength is, therefore, used for the purpose of determining the quantity of silver contained in a solution, by adding some nitric acid and ferric sulphate and then dropping in a standard solution of ammonium thiocyanate from a burette until the formation of a slight red colour shows that all the silver has been thrown down.²

Silicon thiocyanate, $\text{Si}(\text{SCN})_4$.—This compound is formed by the action of silicon chloride upon lead thiocyanate. It forms colourless needle-shaped crystals melting at 142° and boiling at 300° . They are very easily decomposed by water with formation of silicic and thiocyanic acids. For this reason the compound constantly gives off the pungent vapour of the last-named substance.³

¹ Claus, *Liebig's Annalen*, cxxxix, 112.

² Volhard, *Journ. Pract. Chem.* [2], ix, 217.

³ Mignel, *Bull. Soc. Chim.*

PERTHIOCYANIC ACID, OR HYDRO-PERSULPHOCYANIC ACID,
 $H_2C_2N_2S_3$.

426 Anhydrous thiocyanic acid readily undergoes spontaneous decomposition into this compound; thus:—

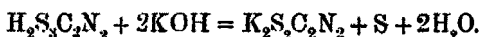


In this way a yellow precipitate of perthiocyanic acid is formed, which, however, may be obtained much more readily by treating a concentrated solution of potassium thiocyanate with hydrochloric acid. It is insoluble in cold water, but soluble in boiling water, crystallizing from solution in long golden-yellow needles. The hot solution gives with nitrate of lead a yellow precipitate of $PbC_2N_2S_3$.

Perthiocyanogen, or Pseudosulphocyanogen. $C_3N_3S_3H$, is an amorphous deep yellow powder, obtained by the action of nitric acid or chlorine upon a boiling solution of potassium thio-cyanate.

DITHIOCYANIC ACID, $H_2S_2C_2N_2$.

427 The potassium salt of this acid is formed by the action of caustic soda on perthiocyanic acid; thus:—



Dilute sulphuric acid precipitates the dithiocyanic acid from the potash solution in the form of a yellow amorphous powder. The solution of the potassium salt when warmed is partially transformed into potassium thiocyanate, and this change is complete when the dry salt is melted.¹

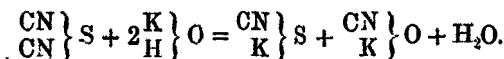
CYANOGEN SULPHIDE, OR THIOCYANIC ANHYDRIDE, $(CN)_2S$.

428 In order to prepare this compound, silver thiocyanate is added to an ethereal solution of iodide of cyanogen, the solution evaporated, and the residue treated with hot carbon disulphide.² If the solution be allowed to cool to 0°, cyanogen sulphide separates in rhombic tables, which possess a smell like that of cyanogen iodide. They melt at 60°, but when heated above

¹ Fleischer, *Liebig's Annalen*, cxxxix. 204

² Linnemann, *Ann. Chem. Pharm.* lxx. 36.

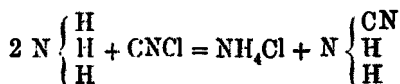
30° they already begin to volatilize. They are very soluble in water, alcohol, and ether, and are decomposed by caustic alkalis as follows:—



Cyanogen Selenide, $(\text{CN})_2\text{Se}$, is obtained by adding dry silver cyanide to a solution of selenium bromide in bisulphide of carbon. It crystallizes in tables, which are decomposed by water into selenium, selenious acid, and hydrocyanic acid.¹

CYANAMIDE, CN.NH_2 .

429 This body was discovered by Bineau,² who prepared it by the action of dry ammonia on gaseous cyanogen chloride. The solid mass thus obtained was supposed by him to be the chloride of cyanammonium, $\text{ClCN}(\text{NH}_2)$, but Clöz and Cannizzaro³ showed in 1851 that this substance consists of a mixture of ammonium chloride and cyanamide:—



Cyanamide is most readily obtained, however, by the action of mercuric oxide upon a cold, not too dilute, solution of thio-urea:—⁴



The mercuric oxide must be very finely levigated, or a dense precipitated oxide may be employed; this is suspended in water and gradually added to the solution of thio-urea; an excess of the oxide must most carefully be avoided. The end of the reaction may be easily recognised, a drop of the solution being brought on to filter paper, and then a drop of ammoniacal silver solution added; this produces a black spot as long as thio-urea is present. As soon as all the thio-urea has been decomposed the solution is filtered and evaporated down on a water-bath, and the residue treated with ether; on evaporation of the ethereal solution, pure cyanamide is left behind. It

¹ Schneller, *Pogg. Ann.* cxxix. 364.

² *Ann. Chim. Phys.* [2] lxxvii. 368, and lxx. 251.

³ *Comptes Rendus*, xxxii. 62.

⁴ Volhard, *Journ. Pract. Chem.* [2], ix. 6, and Drechsel, *ibid.* 284.

forms small colourless crystals, deliquescent on exposure to the air, and melting at 40° . If a few drops of nitric acid be added to its solution, cyanamide is transformed into urea :—



Cyanamide acts as a weak base. The hydrochloride, $\text{CN.NH}_2, 2\text{HCl}$, is obtained as an easily crystallizable powder when hydrochloric acid gas is passed into a solution of cyanamide in anhydrous ether (Drechsel). The hydrogen of the cyanamide may also be replaced by metals; thus, for instance, if an ammoniacal silver solution be added to an aqueous solution of cyanamide, an amorphous yellow precipitate, CN.NAg_2 , is thrown down, which crystallizes from hot ammonia in microscopic needles. In the same way, if one part of sodium be dissolved in 15 parts of absolute alcohol, and to the cold liquid an alcoholic solution of cyanamide be added, a light crystalline powder falls down, possessing, according to Drechsel, the composition CN.NHNa .

DICYANDIAMIDE, $\text{C}_2\text{N}_2(\text{NH}_2)_2$

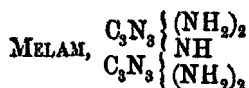
430 This compound is obtained by allowing an ammoniacal solution of cyanamide to evaporate slowly (Haag),¹ or by heating an ethereal solution to 150° (Drechsel). It forms transparent rhombic tables, melting at 205 . When heated in a rapid stream of ether vapour it decomposes, forming again two molecules of cyanamide.

TRICYANTRIAMIDE, OR CYANURAMIDE, $\text{C}_3\text{N}_3(\text{NH}_2)_3$

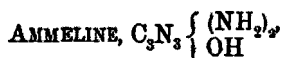
431 This compound, which was formerly termed *melamine*, was discovered by Liebig² in 1834, and is formed when the monamide is heated above 150° (Clöz and Cannizzaro), or when the diamide is heated above its melting-point. In each case a violent reaction occurs when the trimolecular compound is formed. It is also obtained when melam is boiled with dilute caustic soda. Cyanuramide forms large glittering rhombic octohedrons, insoluble in alcohol and ether, slightly soluble in cold, and readily soluble in boiling water. With acids it forms crystalline salts.

¹ *Ann. Chem. Pharm.* cxvii 22.

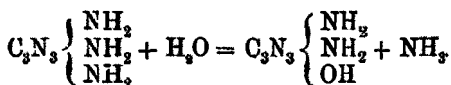
² *Ibid.* x. 18, and xxvi. 187.



432 Liebig obtained this body by heating one part of potassium thiocyanate with two parts of sal-ammoniac, and then, after washing with water and carbonate of potash, dissolving the residue in warm caustic potash, when melam separates out on cooling as a white granular powder.



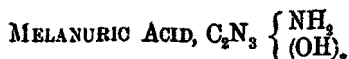
is formed when melam is boiled with dilute sulphuric acid, or when cyanuric acid is treated with dilute nitric acid; thus :—



Ammeline, which acts as a weak base, is precipitated from its solution by ammonia as a white powder.



is obtained when the preceding compound is dissolved in sulphuric acid, and then precipitated with alcohol. It is a white powder, soluble in acids, and may be looked upon as a compound of ammeline with the following compound.



is produced, together with cyanuric acid, when urea is heated. It consists of a white chalky powder, insoluble in water, but decomposed when heated with alkalis with formation of ammonia and cyanuric acid.

THE MELLONE COMPOUNDS.¹

433 When the compounds just described, as well as ammonium thiocyanate and mercury thiocyanate, are heated

¹ Liebig, *Ann. Chem. Pharm.* x. 8; 1. 30; lvii. 3; lxi. 262; and xcv. 257.

strongly, a light yellow insoluble powder remains behind, to which the name of *mellone* has been given; the composition of this substance is not very certainly known, though it appears to possess the formula C_9N_{12} . On treatment with boiling nitric acid, it is gradually changed into cyanuric acid. When *mellone* is melted with potassium thiocyanate, a potassium salt of tribasic *hydromellonic acid*, $C_9N_{13}H_3$, is obtained. This same salt is also formed when potassium thiocyanate is heated:—



This compound is, however, most readily obtained, according to Liebig, when three parts of antimony trichloride are gradually added to seven parts of melted potassium thiocyanate, and then the mixture heated so strongly that the antimony sulphide which is formed melts. The cold mass is then exhausted with boiling water, the potassium sulphide precipitated by lead hydroxide, and the solution filtered whilst boiling. On cooling, fine silky glittering needles, having the composition $K_3C_9N_{13} + 3H_2O$, separate out. The same salt is obtained in an almost pure state, by heating melam until no further evolution of gas takes place, and then melting the residue with potassium carbonate (Vollhard). When acetic acid is added to the concentrated solution of this salt, $HK_3C_9N_{13}$ separates out in glistening scales, whilst hydrochloric acid produces a white precipitate of the di-hydrogen salt, $H_2KC_9N_{13}$. When a solution of nitrate of silver is added to one of potassium mellonide, *silver mellonide*, $Ag_3C_9N_{13}$, is thrown down as a white precipitate, which on treatment with sulphuretted hydrogen yields free *hydromellonic acid*, $H_3C_9N_{13}$. This substance is soluble in water, has a strongly acid reaction, and on heating decomposes into ammonia and mellone.

Cyamelic Acid, $(HO)_3C_6N_7$.—The potassium salt of this acid is formed, together with melanuric acid and ammonia, when potassium mellonide is boiled with a concentrated solution of potash. It forms needle-shaped crystals, and gives on addition of mineral acids a crystalline precipitate of cyameluric acid, which is easily soluble in hot, and slightly soluble in cold, water.

ON THE CONSTITUTION OF THE POLYMERIC CYANOGEN COMPOUNDS.

434 The chemical constitution of the radical cyanogen has already been explained in the introduction to the cyanogen compounds. We have now seen that the liquid cyanogen compounds possess the peculiar property of being readily converted into compounds possessing a higher molecular weight, or they possess in a high degree the power of *polymerization* (πολυμερής, consisting of many parts). The polymeric bodies thus formed, may, under certain circumstances, again be converted into the simple ones. Amongst these compounds the oxy-acids, the chlorides, and the amides are the best investigated. Their mutual relations can be most simply represented by the following structural formulæ:—

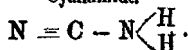
Cyanogen chloride.



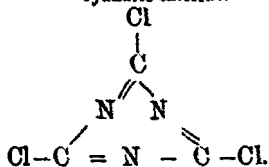
Cyanic acid.



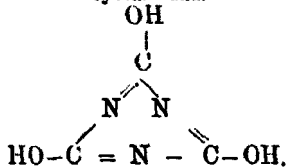
Cyanamide.



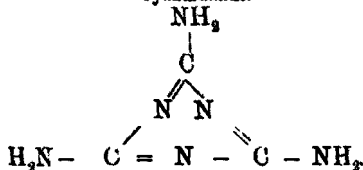
Cyanuric chloride.



Cyanuric acid.

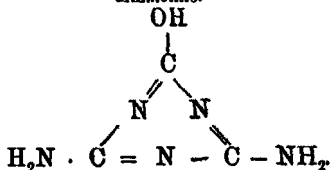


Cyanuramide.

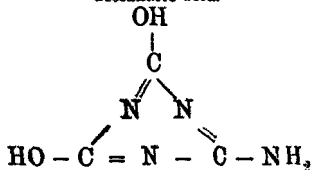


Ammeline and melanuric acid are compounds standing between cyanuric acid and cyanuramide, and melam is obtained by the elimination of ammonia from two molecules of cyanuramide, whose residues then combine:—

Ammeline.

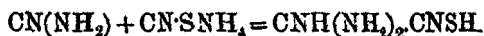


Melanuric acid.



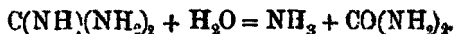
the same time small quantities of cyanuric acid, ammeline, and guanidine.¹

The best method, however, of preparing guanidine is from ammonium thiocyanate,² which must be heated for twenty hours to a temperature of 190°, when the thio-urea which is formed decomposes, with evolution of sulphuretted hydrogen into cyanamide, and this is decomposed by the ammonium thiocyanate still present; thus:

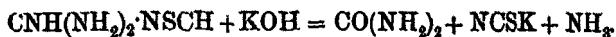


A residue of guanidine thiocyanate is obtained, whilst large quantities of ammonium thiocarbonate sublime, the formation of which will be explained further on.

Other guanidine salts can be obtained from the thiocyanate as well as the free base. In order to prepare these, 100 grams are dissolved in lukewarm water, and to the concentrated solution 58 grams of pure potassium carbonate are added, the solution evaporated to dryness, and the residue treated with alcohol in order to dissolve the potassium thiocyanate, whilst carbonate of guanidine, $(\text{CH}_2\text{N}_3)_2\cdot\text{CO}_3\text{H}_2$, remains behind, and can be purified by recrystallization from aqueous solution. The carbonate yields, on treatment with acids, the other guanidine salts, of which the nitrate, $\text{CH}_2\text{N}_3\cdot\text{NO}_3\text{H}$, crystallizing in tables, is remarkable from its difficult solubility in water. The sulphate forms crystals tolerably soluble in water, and yields the free base when treated with baryta water; the solution may then be evaporated in a vacuum, and the base obtained in the form of a crystalline mass having a caustic taste and strongly alkaline reaction, which on exposure to the air quickly absorbs moisture and carbonic acid. When guanidine is heated with dilute sulphuric acid, it is resolved into urea and ammonia; thus:—



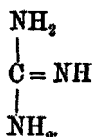
A cold solution of potash decomposes guanidine thiocyanate in a similar way; thus:—



These reactions, as well as all the modes of formation of guanidine, show that it possesses the following constitution;—

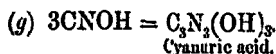
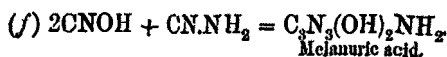
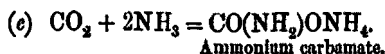
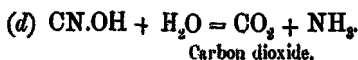
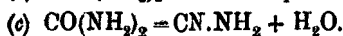

¹ Bouchardat, *Comptes Rendus*, lxi. 961.

² Volhard. *Journ. Pr. Chem.* [2], ix. 6, and Delitsch, *ibid.* 1.

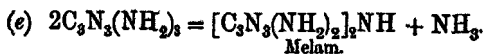
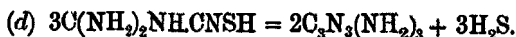
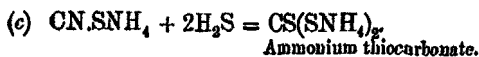
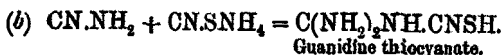
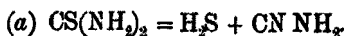


436 The amido-compounds which have been described, as well as guanidine, are formed when urea or thio-urea is heated. The following equations show the decompositions which in these cases take place: the names of only the final products of the reaction are given. The formation of these can be best explained by assuming the existence of intermediate reactions which are here shown, although the formation of these intermediate products has as yet not been observed.

I. Action of heat upon urea¹ :—



II. Action of heat upon thio-urea² :—

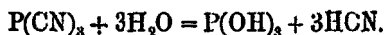


¹ Drechsel, *Journ. Pr. Chem.* [2], ix. 284.

² Volhard, *ibid.* 6.

PHOSPHORUS TRICYANIDE, $P(CN)_3$.

437 In order to prepare this compound a mixture of phosphorus trichloride and dry silver cyanide is heated in closed tubes for several hours to a temperature of $120-40^\circ$. When cold the tubes are opened, the excess of phosphorus trichloride driven off by moderate heating, and the residue brought into a tubulated retort, and heated in an oil-bath to $130-40^\circ$ in a stream of carbon dioxide. The phosphorus tricyanide sublimes in long glistening white needles or thick plates. It takes fire when slightly warmed, and burns in the air with a bright white flame; it is decomposed by water into prussic and phosphorous acids;¹ thus:—



COAL-GAS.

438 It was noticed so long ago as 1726 that when coal is heated in a closed vessel an inflammable gas is evolved. In that year Stephen Hales published his *Vegetable Staticks*, in which he states that by the distillation of 128 grains of Newcastle coal he obtained 180 cubic inches of an inflammable gas which weighed 51 grains. Bishop Watson, in his *Chemical Essays*, describes experiments made on coal-gas, and mentions that it does not lose its illuminating power when it is passed through water. The first to apply these facts practically to the manufacture of coal-gas was William Murdoch, a Scotchman living at Redruth in Cornwall. He distilled coal in an iron retort, and lighted his house with the gas which he thus manufactured. Murdoch was afterwards employed in the celebrated engine works of Boulton and Watt at Soho near Birmingham. Whilst there he improved his process for the manufacture of gas; and in 1798 the Soho factory was for the first time lighted with coal-gas. In 1802 there was a public display of gas illumination at Soho in honour of the Peace of Amiens; and during the next three years Murdoch's process became so far perfected that in 1805 the large cotton mill of Messrs. Phillips and Lee in Manchester was lighted with gas.

The success of this undertaking attracted the attention of

¹ Wehrhane and Hübner, *Ann. Chem. Pharm.* cxxviii. 254, and cxxxii. 277.

several men of ability, especially Dr. William Henry and Mr. Clegg. To the former we owe the first accurate investigation of the chemical composition of coal-gas; to the latter we are indebted for many of the mechanical inventions still in use for its preparation and purification, without which the present enormous extension of the manufacture would have been impossible.

The streets of London were not lighted with gas until 1812, and it was not introduced into Paris until after the peace of 1815.

When coal is subjected to *dry distillation* at a temperature of a cherry-red heat, a variety of products are formed. These may be divided into three classes.

1. *Coal-gas*, a mixture of many gaseous compounds.
2. *Coal-tar*, a thick, oily, strongly-smelling liquid.
3. *Gas-water or Ammoniacal Liquor*, an aqueous distillate containing ammonia, carbonate, and sulphide of ammonium, and other products in solution.

The apparatus needed in the manufacture of coal-gas is: (1) the retorts in which the distillation occurs; (2) the condensers in which the liquid products of the distillation are condensed and separated from the gaseous products; (3) the purifiers in which the gaseous impurities are removed; (4) the gas-holders in which the gas is stored, and whence it is distributed through the gas-mains and pipes to the place where it is to be burnt.

439 *The Retorts*, originally introduced by Clegg in 1812, were made of iron, but these soon gave place to retorts made of fire-clay or fire-brick. Several common forms of gas retort are shown on Figs. 198, 199, and 200. They are often 2.0 to 2.5 m. in length, and 0.4 to 0.6 m. in breadth, and 0.3 to 0.4 m. in height, and contain frequently a charge of 75 to 100 kilos of coal. One end of the retort is closed, to the other end a *neck* or *mouth-piece* of iron, shown in section in Fig. 201, and in end elevation in Fig. 202, is riveted, on to which an iron lid, Fig. 203, is screwed by means of a holdfast and screw. The body of the retort being exposed to the fire requires frequent renewal, whereas the mouth-piece lasts without injury for a long time. An upright, wide tube (*d*), cast on to the mouth-piece, carries away the gases, which pass up the vertical tubes (H H H, Fig. 204), and thence into the horizontal *hydraulic main* (G G, Fig. 204). An arrangement by which five D-shaped retorts (A A A) are heated by one fire (D) is shown in elevation in Fig. 204, and in section

in Fig. 205. In some cases even a larger number of retorts are heated by one fire. Occasionally the retort passes through the




FIG. 198.



FIG. 199.

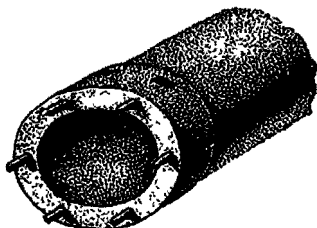


FIG. 200.




FIG. 201.

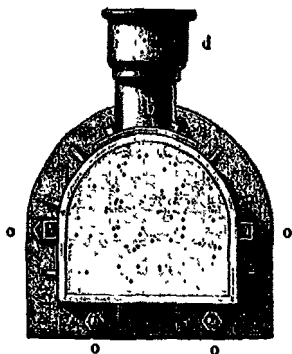


FIG. 202.

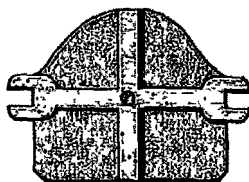


FIG. 203.

furnace from side to side, and each end is furnished with a mouth-piece and lid, so that the charge is brought in at each end. These are termed "through" retorts, and each is capable

of distilling one ton of coal and furnishing 10,000 cubic feet of gas in twenty-four hours.

440 *The Condensing Apparatus.*—A large quantity of volatile products make their way from the retorts into the hydraulic main as gases, but are there condensed into liquids. The end of the upright pipe from each retort (*n*, Fig. 205), termed the




FIG. 204.

dip-pipe, passes for about three or four inches under the surface of the liquid in the hydraulic main; so that the gas as it is evolved can readily pass, but all entrance of air into the main when the retort is opened is prevented. The tarry products as well as the ammonia-water, collecting in the hydraulic main, run off when they reach a certain height by a pipe which communi-

cates with the *tar-well*, where all the liquid products of the distillation are allowed to collect.

Owing to the several water-joints which are necessary in various parts of the apparatus, the back pressure on the gas in the retorts is very considerable, and much loss of gas ensues owing to the necessarily porous nature of the fire-clay retort.

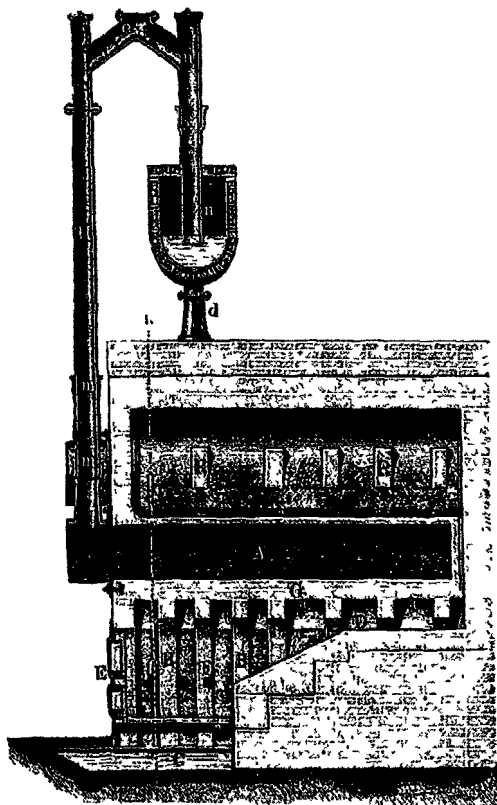


FIG. 205.

To obviate this loss, and also to avoid the decomposition of the dense hydrocarbons into gas-carbon and marsh gas which takes place when the coal is distilled under pressure, an exhauster or fan, worked by an engine, is employed to draw out the gas from the retorts, and pass it on through the condensers and purifiers,

so that the pressure within the retort is always slightly below the atmospheric pressure.

The gas then usually passes through a series of upright iron tubes, the construction of which is shown in Figs. 206 and 207, termed atmospheric condensers. In these the gas is cooled, and a large quantity of tar and ammonia liquor is deposited. The gas passes alternately up and down these tubes, and the liquids




FIG. 206.

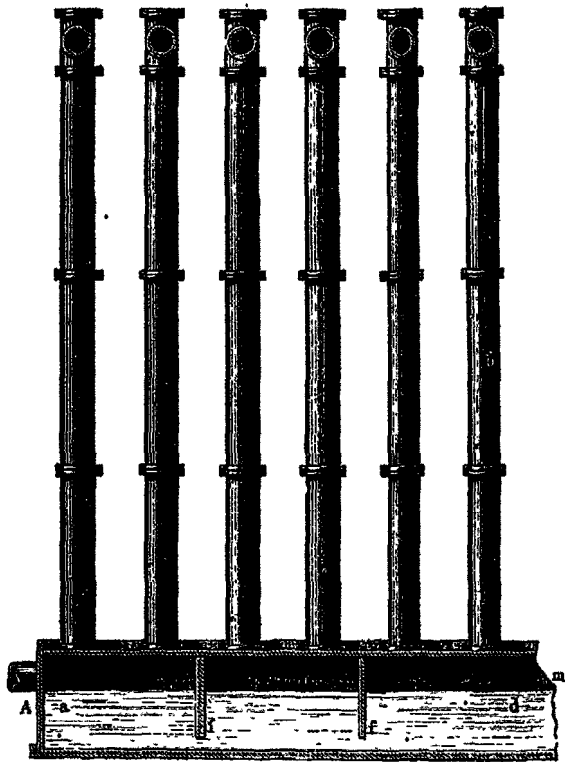


FIG. 207.

deposited in its passage, flow into the reservoirs below the tubes; shown in the figures. In order to free the gas still more completely from the tarry matters, and especially for the purpose of absorbing sulphuretted hydrogen gas and the vapour of carbon disulphide, which impurities, derived from the sulphur in the coal, are always present in the crude gas, an apparatus termed a *scrubber* is employed. The construction of these scrubbers

is shown in Fig. 208. They consist of towers built of wrought-iron plate thirty feet in height filled with coke. The gas passes in at the bottom of one tower, and then meets a finely-divided spray of water, or better still of the ammonia-water of the gas-works. From the top of the first scrubber the gas passes to the bottom of the second tower, where it again meets with another spray. The alkaline spray absorbs the sulphuretted hydrogen




FIG. 208.

with formation of ammonium sulphide, and the vapour of carbon disulphide, with formation of ammonium thiocarbonate $(\text{NH}_4)_2\text{CS}_3$, a soluble salt which dissolves in the alkaline liquors, already described.

• 441 *Purification*.—Although almost all the tarry matters are thus got rid of, some of the sulphuretted hydrogen, and

carbon disulphide vapour, and nearly all the carbon dioxide pass out unabsorbed from the scrubbers. Carbon dioxide acts injuriously on the gas inasmuch as the presence of even a small quantity considerably lowers the illuminating power of the gas; sulphuretted hydrogen and carbon disulphide form on combustion sulphurous acid, and this soon becomes oxidized to sulphuric acid, which acts most prejudicially on metal and leather work exposed to its influence. In order to remove these compounds several processes are adopted in gas-works; the first of these is to pass the gas over layers of slaked lime, contained in trays placed in the *dry lime purifiers*; the second is to expose the gas in the same manner, to the absorbent action of finely divided hydrated ferric oxide. The slaked lime absorbs the carbon dioxide, and sulphuretted hydrogen, and decomposes any volatile cyanogen compounds which may be present. The "spent" lime from the gas-works possesses a very disagreeable smell and has a greenish colour. It contains carbonate, sulphite, sulphide, cyanide, and thiocyanate of calcium. For every 1,000 cubic feet of gas about five pounds of caustic lime is required, and the gas is allowed to pass in regular order through several purifiers, in such a way that the impure gas first comes into contact with lime which has been already used, and at last is passed over a purifier containing fresh lime. The construction and arrangement of a dry-lime purifier is seen in Figs. 209 and 210.

The process of iron purification depends upon the fact that hydrated ferric oxide when brought into contact with sulphuretted hydrogen is reduced to the ferrous hydrate with deposition of sulphur and formation of water. After this reduction has taken place the mass loses its purifying power, but on exposure to the air, the ferrous hydrate passes again into the ferric compound, and the same material serves for a number of operations. When the quantity of sulphur contained in the powder reaches 30 to 40 per cent. it is sent to the sulphuric acid manufacturer, where the sulphur is burnt out, the pure oxide again employed as before.

By this method the carbon dioxide is not absorbed, and a more efficacious plan is to use a mixture of equal parts of ferrous sulphate, or green vitriol and sawdust, with half the weight of slaked lime. A mixture containing slaked lime, hydrated ferric oxide, and sulphate of lime is thus obtained, made porous with sawdust, and this acts as an excellent absorbent. The spent mixture

consists chiefly of carbonate of lime and ferric sulphide, Fe_2S_3 , and this latter body being in a fine state of division only needs to be exposed for a short time to atmospheric oxygen, when $\frac{1}{3}$ of its sulphur is oxidized, ferrous sulphate, FeSO_4 , being formed, and this again decomposes in contact with the carbonate of lime,

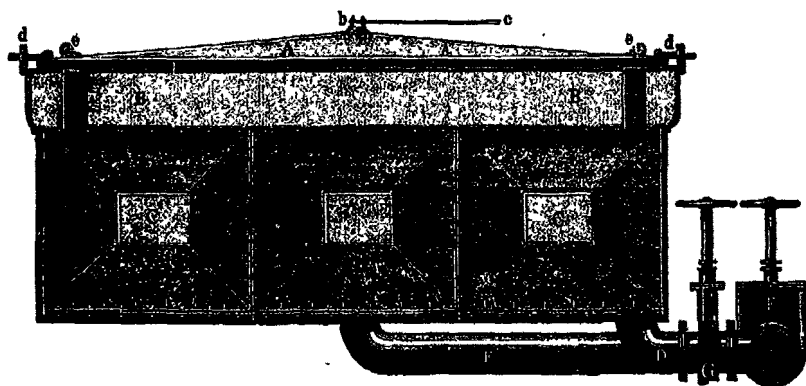


FIG. 209.

forming sulphate of lime and ferrous carbonate, which latter compound again oxidizes to ferric hydrate.

In order to ascertain whether the gas has been sufficiently freed from sulphuretted hydrogen it is customary to allow the




FIG. 210.

gas from the last purifier to blow out against the surface of a piece of white paper moistened with acetate of lead solution; if on exposure to the gas for a few seconds it becomes discoloured, the gas has not been properly purified. This reaction, however,

does not prove that other volatile sulphur compounds are absent, inasmuch as the vapour of carbon disulphide does not act upon lead paper, and in order to detect the presence of these compounds it is necessary to burn the gas and estimate the amount of sulphuric acid formed. According to the recent *Metropolis Gas Acts* the quantity of sulphur in gas supplied to London is not allowed to exceed more than 20 grains in 100 cubic feet (0.38 gm. in 1 cubic meter), whilst usually it is found to contain about from 7 to 10 grains of carbon disulphide in 100 cubic feet.

442 Composition of Coal-gas.—Coal-gas thus purified is a mixture of combustible gases and vapours, which may be divided into two classes, viz.: (1.) Those which burn with luminous flame and are termed the illuminating constituents. (2.) Those which burn with non-luminous or scarcely luminous flame, and are termed the diluents.

The most important of the first class, which are also termed heavy hydrocarbons, are:—

Ethylene, C_2H_4 ,	Acetylene, C_2H_2 ,
Propylene, C_3H_6 ,	Allylene, C_3H_4 ,
Butylene, C_4H_8 ,	Benzene-vapour, C_6H_6 ,

To the second class belong hydrogen, carbon monoxide, and marsh gas. In addition to these constituents, coal-gas usually contains small quantities of atmospheric nitrogen and oxygen as well as the above-mentioned impurities, which cannot be altogether removed.

The composition of coal-gas varies with the nature and composition of the coal used in its manufacture, as also with the conditions under which the distillation takes place. Thus cannel coal yields upon distillation large quantities of gas possessing a high illuminating power, whilst ordinary bituminous coal heated in the same way may yield the same quantity of gas, but its illuminating power is greatly inferior to that of the cannel gas.

The influence of the composition of the coal upon that of the gas obtained by its distillation is seen in the following table showing the composition of gas from bituminous and from cannel coal.

COAL-GAS FROM CANNEL COAL.

	Manchester Gas. (Bunsen & Roscoe.)	Manchester Gas. (C. R. A. Wright.)	Rochdale Gas. (C. R. A. Wright.)	London Gas. (Frank land.)
Hydrogen	45.58	52.71	53.44	35.94
Marsh Gas	34.90	31.05	29.87	41.99
Carbon Monoxide	6.64	4.47	5.86	10.07
Olefines	6.46	11.19	10.83	10.81
Nitrogen	2.46	—	—	—
Carbon Dioxide	3.67	0.58	—	1.19
Oxygen	—	—	—	—
Sulphuretted Hydrogen	0.29	—	—	—
	100.00	100.00	100.00	100.00

COAL-GAS FROM BITUMINOUS COAL.

	London Gas. (Frankland.)		Heidelberg Gas. (Landolt.)
	a	b	
Hydrogen	50.05	51.24	44.00
Marsh Gas	32.87	35.28	38.40
Carbon Monoxide	12.89	7.40	5.73
Olefines	3.87	3.56	7.27
Nitrogen	—	2.24	—
Carbon Dioxide	0.32	0.28	4.23
Oxygen	—	—	0.37
Sulphuretted Hydrogen	—	—	—
	100.00	100.00	100.00

443 The influence of change of temperature on the composition of coal-gas is clearly shown by experiments made by Dr. Henry, who collected and analysed samples of coal-gas at various stages of the process of manufacture. The following table gives the results of these experiments made on a large scale, in five different gas-works, showing that during the first hour the specific gravity of the issuing gas was high, whilst that of the gas coming off during the fifth hour became much lower, and at the end of the operation attained a still lower point. This diminution of density is accompanied by an alteration in the percentage chemical composition as is shown in the table:—

	Specific Gravity.	Hydrogen.	Marsh Gas.	Olefines.	Carbon monoxide.	Nitrogen.
1st hour .	0·633	8·3	70·8	12·3	5·8	2·7
5th hour .	0·500	21·3	56·0	7·0	11·0	4·7
10th hour .	0·345	60·0	20·0	0·0	10·0	10·0

Similar experiments made by Erdmann and Kornhardt gave the following numbers for the specific gravity of the gas issuing at different periods of the manufacture:—

	Hours after commencement—						Sp. Gr.
	1	2	3	4	5	6	
Erdmann ...	0·6	0·52	0·43	0·37	0·37	0·30	" "
Kornhardt ...	0·416	0·397	0·353	0·282	0·240	—	" "

The volume of gas yielded by a given sample of coal depending upon the temperature at which the distillation occurs, it is necessary, in order to ascertain the gas-producing value of a coal, to limit the temperature, and thus to render the bulk of gas constant, and then to examine the illuminating power of the gas obtained. If the distillation be conducted at too low a temperature, the volume of gaseous products obtained is small and the quantity of liquid products known by the name of gas-tar is large, whereas if the temperature be raised too high, or if the distillation be conducted too slowly and continued for too long a time, a gas having little or no illuminating power and containing large quantities of non-combustible nitrogen is given off. The following table shows the relation existing between the weight of gas, tar, ammonia-water, and coke produced by the destructive distillation of 1 ton of a mixture of equal parts of cannel and bituminous coal when distilled at such a rate and at such a temperature as to yield 10,000 cubic feet of gas having a specific gravity of 0·6.

	Gas.	Tar.	Ammonia water.	Coke.
1 . .	22·25	8·50	9·5	59·75
2 . .	20·01	7·85	7·14	65·00
3 . .	20·40	6·40	5·40	67·84
4 . .	21·70	7·50	5·80	65·00
5 . .	16·50	10·70	8·00	65·00

444 *Wood-gas*.—In countries where wood is cheap and coal dear the former material is distilled for the purpose of yielding an illuminating gas. The first to propose the use of wood for this purpose was the French engineer, Le Bon, at the end of last century. His proposal was, however, not carried out, inasmuch as the gas thus obtained did not possess a sufficient illuminating power, consisting of a mixture of hydrogen, carbon monoxide, carbon dioxide, and a little marsh gas. With these gaseous products a large quantity of easily condensable liquid oils distil over, and in 1849 Pettenkofer showed that if these oils are exposed to a high temperature they are partially decomposed into heavy gaseous hydrocarbons. This observation was practically applied by Rüdinger, who in this way succeeded in preparing a gas from wood which could be used for illuminating purposes, and many towns in Germany and in Switzerland are now lighted with gas thus made from wood.

The retorts used in this manufacture are made of cast iron, and when their temperature is raised to a red-heat, they are completely filled with wood. The products of decomposition are rapidly evolved, and the vapours of the oils coming into contact with the red-hot sides of the retort are decomposed with formation of the necessary quantity of the heavy hydrocarbons. Wood-gas contains no volatile sulphur-compounds, but large quantities of carbon dioxide, which are got rid of by purification by lime.

The following numbers give the average composition of wood-gas :—

	Per cent.
Heavy hydrocarbons (ethylene and its homologues)	10·6 to 6·5
Light " (marsh gas " ")	35·3 to 9·4
Hydrogen	48·7 to 18·7
Carbon monoxide	61·8 to 22·3

Wood-tar consists of a mixture of a variety of substances, amongst which creosote is the most important. The watery




FIG. 211.

distillate does not contain much ammonia in solution, but a number of organic products, such as acetone, wood-spirit (methyl alcohol), and acetic acid are present.

445 *Determination of the Illuminating Power of Coal-gas.*—The value of coal-gas naturally depends chiefly on its illuminating power. This can be determined in various ways. Of these, the most practically useful and easiest is the photometric method, the amount of light emitted by a gas flame, burning at the rate of five cubic feet per hour, being compared with that given off by a standard sperm candle consuming 120 grains of sperm (7.79 grams) per hour. For this purpose, Bunsen's photometer, see Fig. 211, is employed. This depends upon the fact that the intensity of the illumination from a luminous point is inversely proportional to the square of the distance of the illuminated surface from that point. For flames of coal-gas or candles, this law is of course only approximately true, but sufficiently so for practical purposes, and it, therefore, serves as the basis of a useful, though not very accurate, method of testing the illuminating power of coal-gas. All that is necessary is to ascertain the distances at which the standard candle and the gas-flame both produce the same illuminating effect; it then only remains to take the squares of these distances in the inverse order to obtain the relative illuminating power of the two sources of the light. In Bunsen's photometer, the surface illuminated by the candle- and gas-flames, consists of a diaphragm of paper, Fig. 211, which, with the exception of a small circle in the centre, Fig. 212, has been painted over with a solution of spermaceti in benzene, which renders the whole surface, with the exception of the central disc, transparent. This diaphragm is placed in a frame fixed to a moveable slide, which fits on to the long divided rod of the photometer (o'o), Fig. 211. Over this frame is placed a black shade containing two pieces of mirror-plate so fixed, that when the observer looks at the diaphragm in a direction at right angles to the divided rod, he sees in the two mirrors a reflection of each side of the waxed paper. At the right hand extremity of the rod is fixed the standard candle, whilst at the other the gas flame is allowed to burn, the rate of its combustion being accurately determined by means of the experimental gas-meter (P).

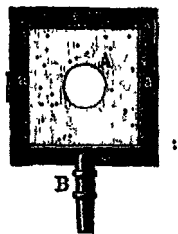


FIG. 212.

If we now assume that the gas- and candle-flames have an equal illuminating power, then it is clear that each side of the diaphragm will appear equally illuminated when the diaphragm is equidistant from the two sources of light. By moving it out of this position, the disc will appear dark on a light ground on the one side, and light on a dark ground on the other side. If, as is usually the case, the two sources have an unequal illuminating power, a position on the rod will be found, not equidistant from the two sources, at which an equal degree of illumination on both sides of the diaphragm will be observed. A simple reading of the graduations on the rod at this point gives the required relation between the illuminating power of the candle, taken as the unit, and that of the gas flame. Cannel-gas is thus found to be equal to 34.4 candles, or to give 34.4 times more light than the standard candle, whilst the illuminating power of common coal-gas is equal to thirteen candles.

For further information concerning the details of this and other modes of measurement, we must refer the reader to Sugg's *Gas Manipulation*.

The determination of the specific gravity of coal-gas is also sometimes employed for ascertaining its value, inasmuch as the heavier the gas the more powerful is its illuminating power. This can be ascertained by a simple apparatus also suggested by Bunsen, by measuring the rate at which the coal-gas passes through a very fine orifice in a platinum plate.¹

Another means of testing the luminous quality of coal-gas is Lowe's jet-photometer, which depends upon the fact that the height of a flame of gas burning from a jet under fixed conditions of pressure, depends upon the illuminating power of the gas.

446 Chemical analysis of Coal-gas.—The determination of the composition of a mixture of gases is a problem of importance and constitutes a special branch of analytical chemistry, to which the name of gasometric analysis has been given.

The principles upon which this general method depends, are (a) measuring with great accuracy the volume of a gaseous mixture, and (b) determining the volume of each constituent, either (1) by special absorbents, or (2) by exploding the mixture with a measured volume of either oxygen or hydrogen, and ascertaining the volume of carbon dioxide, or of water formed

¹ *Gasometry*, p. 121.

by the combination, as well as the volume of the contraction which occurs after the combustion. From these data and




FIG. 213.

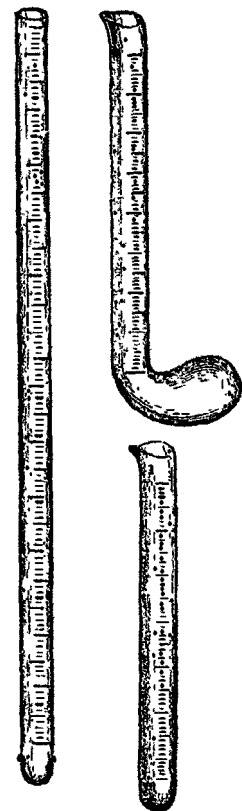
from the known laws of volume combination of gases, the volumes of the constituent gases can be calculated, provided

always, that at least one independent equation can be obtained for every unknown quantity requiring determination.

We are indebted to Bunsen for a masterly investigation of the whole field of gasometric or eudiometric analysis, so that, with due care, the chemical composition of a gaseous mixture can now be ascertained with at least as great a degree of accuracy as that of any mixture of solid or liquid bodies.

The arrangements for conducting a gas analysis according to Bunsen's method are shown in Fig. 213, which is a sketch of his gas-analysis room.

"All eudiometric investigations," says Bunsen, "must be conducted in a situation which is as much as possible protected from changes of atmospheric temperature, and, at the same time, light enough to admit of exact measurement with a telescope. For this purpose it is desirable to employ a room having thick walls not adjoining heated chambers, and with one or two large windows having a north aspect. The temperature of such a gas laboratory does not vary more than 1°C . a day, even when sudden variations of 8° to 12° occur in the open air. The experiments are conducted upon a large table, Fig. 213, furnished with a rim, and a tube *a* to carry off the mercury which is spilled during the operations. Two upright supports, *b b*, about 1.5 mm. to 2 mm. high, are firmly fixed at each end of the table; these supports are furnished with moveable arms, *cc*, which can be placed in any direction on the table, and serve as holders for the barometer, *d*, and the eudiometer, *m*. The cathetometer used for reading off the height of the volumes of mercury in both of these instruments is represented in the figure at *pp*.



Figs. 214, 215, and 216.

The measurement of the volume of a gas is effected in eudiometers and absorption tubes, on which millimeter divisions

have been finely etched, the corresponding volumes being afterwards accurately determined. The absorption tube, Fig. 214, is about 250 mm. long and 20 mm. in diameter, and of about 60 cb.c. capacity; the open end, as is seen in the figure, is furnished with a small lip, by means of which the measured volume of gas can be transferred over mercury without loss. The explosion eudiometer, Fig. 215, is about 20 mm. in diameter, and from 500 mm. to 600 mm. long, and has a capacity of about 160 cb.c. Besides this instrument, the glass of which need only be about 2 mm. in thickness, two others of similar construction but of larger dimensions are required. One of these eudiometers, having the same diameter and thickness of glass as the first, is from 700 mm. to 800 mm. long, the other is from 500 to 600 mm. in length, and is 22 mm. in internal diameter. Platinum wires for passing electric sparks through the gases are fused into these tubes, the wires are bent into the curve of the tube, so that the ends remain only about 1 mm. to 2 mm. apart."

Other methods of measuring, absorbing, and exploding volumes of gases have been proposed by Regnault and Reiset,¹ Williamson and Russell,² and Frankland and Ward.³ For an account of these and other processes, we must refer to the article, Analysis Volumetric of Gases in Watts's *Dictionary of Chemistry*, whilst for further details of Bunsen's method his *Gasometry* may be consulted.

447 The constituents of coal-gas may, for the purposes of analysis, be divided into three classes:—

CLASS I.—Carbon dioxide and oxygen, absorbable by caustic potash and by an alkaline solution of pyrogallie acid, $C_6H_4O_3$.

CLASS II.—The heavy hydrocarbons, consisting of ethylene, propylene, benzene vapour, absorbable by fuming sulphuric acid.

CLASS III.—Nitrogen, hydrogen, marsh gas, carbon monoxide, all determinable by combustion analysis.

The following analysis of a sample of Heidelberg coal-gas by Bunsen illustrates the methods of gasometric analysis.

The members of Class I. were determined as follows:—

	Calculated for 0° and 1 meter of pressure.
Volume of gas employed	92.91
After treatment with caustic potash	90.06
After treatment with potassium pyrogallate .	89.51

¹ *Ann. Chim. Phys.* [3], xxvi. 299.

² *Chem. Soc. Journ.* xvii. 238.

³ *Ibid.* vi. 197.

Hence 100 volumes of the gas contain the volumes of oxygen and carbon dioxide found in Column I. of the following table, giving the total composition of the gas:—

	I.	II.	III.	IV.
100 vols.	{ Carbon di-oxide . 3·01 Oxygen . 0·65 Residue . 96·34	{ Absorbable by Sulphuric acid . . . 5·09 Residue . . . 91·25	{ Nitrogen . 2·15 Hydrogen . 46·20 Marsh gas . 34·02 Carbon mon-oxide . 8·88	{ Ethylene . 2·55 Propylene . 1·21 Benzene . 1·83

A portion (A) of the residual gas, free from carbon dioxide and oxygen, is filled into a eudiometer and kept for subsequent combustion-analysis, and another portion (B) filled into an absorption-tube, and the heavy hydrocarbons absorbed by sulphur trioxide, giving the following results:—

	At 0° and 1m.
Volume employed . . .	63·08
„ after absorption . . .	59·75

Hence 5·09 volumes of heavy hydrocarbons are contained in 100 volumes of the coal-gas.

The portion (A) is now measured in the eudiometer, then a measured volume of oxygen added.

Then a measured volume of atmospheric air added.

The mixture exploded by the electric spark and the residual volume measured.

The carbon dioxide formed absorbed, and its volume measured.

A measured volume of hydrogen gas added.

The mixture exploded and the residual volume measured.

(a) The volume of gas employed . . .	25·1
(b) After addition of oxygen	80·1
(c) „ „ hydrogen	218·2
(d) After the explosion	179·2
(e) After absorption of carbon dioxide . . .	167·4
(f) After addition of hydrogen	308·9
(g) After the second explosion	135·9

Hence these 25·1 volumes yield—

$$(1) e - \frac{f-g}{3} - 0.7904(c-b) = 0.59 \text{ vols. of nitrogen.}$$

$$(2) (d-e) = 11.8 \text{ vols. of carbon dioxide.}$$

$$(3) (c-d) = 39.0 \text{ vols. of contraction.}$$

$$(4) a - 0.59 = 24.5 \text{ vols. of combustible gas.}$$

And these values calculated for 91.25 volumes become—

Volume of nitrogen	2.15 = <i>A</i> .
„ combustible gases	89.11 = <i>B</i> .
„ carbon dioxide formed	42.90 = <i>C</i> .
„ contraction	141.79 = <i>D</i> .

From these data the volumes of the three combustible gases, hydrogen, marsh gas, and carbon monoxide, can be obtained:—

Let <i>x</i> signify the unknown volume of hydrogen.	
„ <i>y</i> „ „ „ marsh gas.	
„ <i>z</i> „ „ „ carbon monoxide.	

Then

$$(1) x = B - C = 46.20.$$

$$(2) y = \frac{2}{3}C + \frac{2}{3}D - B = 34.02.$$

$$(3) z = \frac{1}{3}C + B - \frac{2}{3}D = 8.88.$$

It only now remains to determine the composition of the heavy hydrocarbons, the volume of which, absorbed by sulphuric acid, was 5.09. For this purpose the following analysis was made of a portion of the gas, from which the carbon monoxide and oxygen were removed, but in which the heavy hydrocarbons are still contained.

	At 0° and one meter.
Volume of gas employed	21.5
After addition of oxygen	77.3
After addition of air	200.4
After the explosion	166.2
After absorption of the carbon dioxide	152.9
After addition of hydrogen	351.3
After the second explosion	184.8

Hence the above volume of gas yielded 13.3 volumes of carbon dioxide, and 34.2 volumes of contraction on 96.34 volumes in Column II. of the table, yield—

Carbon dioxide	59.60 volumes.
Contraction	153.24 „

These 96.34 volumes contain 5.09 volumes of heavy hydrocarbons, and 91.25 volumes of other combustible gases, this latter, however, yielded 42.90 volumes of carbon dioxide; hence the carbon dioxide yielded by the heavy hydrocarbons is $59.60 - 42.90 = 16.70$ volumes, CO_2 . In the same way, the contraction due to the 5.09 volumes of heavy hydrocarbons is found to be 11.45.

Now let x' y' z' represent respectively the unknown volumes of ethylene, propylene, and benzene vapour contained in the mixture; we then have —

$$\left. \begin{aligned} A' &= x' + y' + z' \\ C' &= 2x' + 3y' + 6z' \\ D' &= 2x' + \frac{5}{2}y' + \frac{5}{2}z' \end{aligned} \right\} \text{ and } \begin{cases} x' = 5A' - 2D' \\ y' = \frac{1}{8}(8D' - 14A' - C') \\ z' = \frac{1}{8}(2A' + D' - 2C') \end{cases}$$

By substituting the numerical values in the equations, we obtain $x' = 2.55$, $y' = 1.21$, $z' = 1.33$.

The percentage composition of the Heidelberg coal-gas is as follows:—

Carbon dioxide	3.01
Nitrogen	2.15
Oxygen	0.65
Ethylene	2.55
Propylene	1.21
Benzene vapour	1.33
Hydrogen	46.20
Marsh gas	34.02
Carbon monoxide	8.88
	100.00

CRYSTALLOGRAPHY.

448 When a chemical substance passes from the gaseous or the liquid state into that of a solid, it generally assumes a definite geometrical form, and it is said to *crystallize*.

A *crystal* is a solid body, bounded by plane surfaces arranged symmetrically according to definite laws. As a rule, every chemical substance in the solid state possesses a distinct form in which it crystallizes, and by which it can be distinguished.

The occurrence of various mineral substances in distinct crystalline forms was noticed by the ancients, and they gave the name crystal (*κρῖσταλλος*, ice) to one of these, viz., to quartz or rock-crystal, because they believed that this body owed its formation to the effect of cold. Geber was aware that crystals can be obtained artificially by the evaporation of a solution of a salt. He describes the production of several chemical compounds in the crystalline condition, and shows how they may be purified by recrystallization. Many years, however, elapsed before this property of matter was regarded as anything more than an unimportant one. Libavius, it is true, asserted in the year 1597, that the nature of the saline components of a mineral-water could be ascertained by an examination of the crystalline forms of the salts left on the evaporation of the water. But so imperfect were the views regarding the formation of crystals that Lemery classed crystals simply according to their thickness, believing that this is dependent upon the size of the ultimate particles of the acids contained in the salts. In the year 1703, Stahl pointed out that the compounds obtained by the action of acids upon sea-salt crystallized in forms different from those assumed by the corresponding compounds of potash, and hence he concluded that sea-salt contains peculiar alkali, distinct from the common alkali potash. Gulielmini appears to have held much more rational views than Lemery concerning the formation of crystals. In his *Dissertatio de Salibus*, published in 1707, he asserts that the smallest particles possess definite crystalline forms, and that the differences in form which we observe between the crystals of alum, nitre, and sea-salt, are caused by similar differences existing in the forms of the smallest particles.

It is, however, to Haüy (1743—1822) that we are indebted for the foundations of the science of crystallography. Haüy was the first to point out the fact that every crystalline substance possesses certain definite and characteristic forms in which it crystallizes, and that all these different forms can be derived from one fundamental form which can be ascertained by measurement of the angles of the crystal. Upon this principle he founded in 1801 his celebrated system of the classification of minerals.

Parts of a Crystal, Faces, Edges, and Angles.—The plane surfaces by which crystals are bounded are termed *faces*. The straight lines formed by the intersection of two contiguous faces are termed *edges*. *Angles* are made by the incidence of the bounding surfaces or faces, and are sometimes termed solid angles or summits, and are distinguished as three-faced, four-faced, &c., according to the number of faces by which they are formed.

Similar faces are those which resemble each other in form

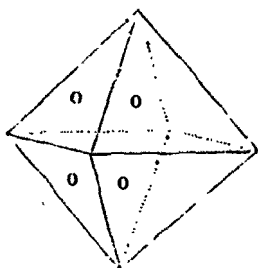


FIG. 217.

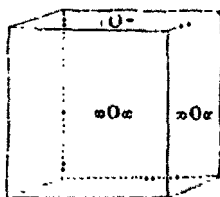


FIG. 218.

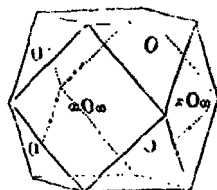


FIG. 219.

and have a similar relative position. *Dissimilar faces* are those which are unequal, and occupy different positions. The crystals represented by Figs. 217 and 218 are bounded by similar faces; that shown in Fig. 219 is bounded by dissimilar faces. In Fig. 219 the four-sided faces lying between four triangular faces are similar, and these latter are also similar.

Simple and Complex Forms.—A crystal which is bounded by similar faces is termed a simple form. A form in which dissimilar faces occur is termed a complex form, or a combination. Every complex form is made up of two or more simple forms. This will be understood if we imagine the size of one set of its similar faces to be extended until all dissimilar faces have disappeared. Thus, if the triangular faces in Fig. 219 be extended until they inclose space, the form will become that of

the octohedron. Whereas a similar extension in the square faces gives rise to a cube.

Faces are said to be *dominant* when they are the largest present in a given combination, or when their simplest form most closely resembles that of the combination. *Subordinate*

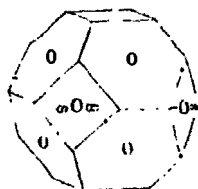


FIG. 220.

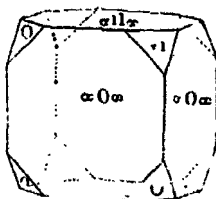


FIG. 221.

or *secondary* faces, on the other hand, are the smallest ones seen in a combination, or those which are unimportant, and do not determine the form of the combination. Figs. 219, 220, and 221 represent combinations of the octohedron and the cube. In Fig. 219 the faces of both forms are equally developed; in Fig. 220 the octohedral faces are dominant, in Fig. 221 those of the cube.

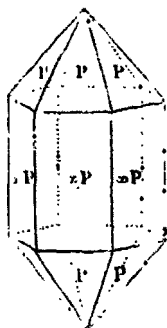


FIG. 222.

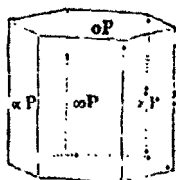


FIG. 223.

The simple dominant form is termed the *fundamental form*; simple forms are again distinguished as closed and unclosed forms. The first of these classes includes all those whose faces, or faces produced, inclose space. Such a form is shown for the faces marked *P*, Fig. 222, which will, if produced, give rise to the double six-sided pyramid. The second class is made up of forms which cannot thus inclose space, and an example of such a form is seen in Fig. 222, in which the faces marked ∞P are arranged in directions parallel to each other, and cannot inclose

space. Fig. 223 is a crystal made up of two open forms, the faces $\propto P$, and the faces $O P$.

449 *Crystallographic Axes*.—As a rule every crystal is constructed in such a way that each face, edge, or angle situated at one side of the crystal is represented by a similar face, edge, or angle situated at the other side of the crystal. Certain exceptions to this rule will be hereafter considered. If we now imagine straight lines to be drawn from certain of these parts on the one side to the similar parts on the opposite side, these straight lines will intersect at a point in the centre of the crystal. The lines thus drawn are termed *axes*. The faces of the crystal lie symmetrically round the axes, and the directions which they follow point out the directions in which the crystals have been symmetrically developed. The length and position of these imaginary axes determine the positions of the several faces of the crystal; for these axes serve as a kind of skeleton upon which the faces may be supposed to be constructed. In the case of the octohedron and cube, for example, we assume the existence of three axes all equal, and all placed at right angles to the other. In the octohedron the three axes end in the six solid angles. Consequently, if the distance from the centre to the end of each axis be termed a , each face cuts the three axes at the distance a . Hence the formula for the octohedron is $a : a : a$, or in place of this, the shorter expression O generally is used. In the cube the ends of the axes cut the centre of each of the six faces, so that each face is represented by the formula $a : \propto a : \propto a$, or each face of the cube cuts one axis at the distance a , and runs parallel to the other two axes, the abbreviated symbol being $\propto O \propto$.

450 *Holohedral and Hemihedral Forms*.—A simple crystal containing the maximum number of faces which can, in accordance with its formula, be arranged round its axes, is termed a *holohedral form*. To this class the octohedron belongs, for eight is the maximum number of triangular faces which can be arranged round three equal and rectangular axes, so that all the faces are equidistant from the centre. It is, however, possible to arrange four triangular faces round the axes so as to inclose space (Figs. 224 and 225). A figure termed a tetrahedron is thus formed, and this is called a *hemihedral* or half-developed form. The tetrahedron may be regarded as having been derived from the octohedron by an extension in each alternate face, taking place until the others disappear. This mode of derivation is shown in Fig.

225. The tetrahedron has been formed by the extension of the faces *afd*, *abg*, *bfe*, *egd* of the inscribed octohedron. If, on the other hand, we suppose that a tetrahedron has been formed by the extension of the other four sides of the octohedron, it will occupy the position shown in Fig. 226. This difference in position between the two tetrahedrons is indicated by their formulæ $+\frac{0}{2}$ and $-\frac{0}{2}$. They both possess an identical form, but their difference becomes visible in the combinations to which

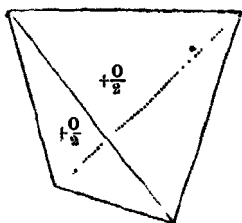


FIG. 224.

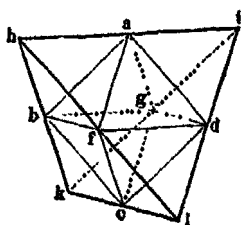


FIG. 220.

they give rise. Figs. 227 and 228 represent the combination of the tetrahedron shown in Fig. 224, with the cube.

451 *Single Crystals and Twin Crystals, or Macles.*—Holo-hedral crystals having their faces symmetrically arranged about their axes, are termed *simple crystals* in contradistinction to those which, although formed according to a certain law, are not subject to the same symmetrical arrangement. This latter class are called *twin crystals* or *macles*. In one portion of

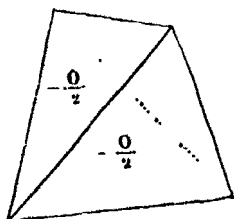


FIG. 226.

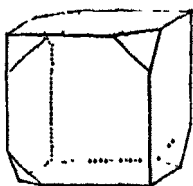


FIG. 227.

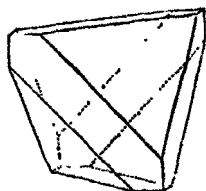


FIG. 228.

such crystals the axes lie in a different position from that which they occupy in another portion, and the twin may be supposed to be derived from the single or normal crystal by the latter having been cut into two portions parallel to a certain plane, and one part having been turned round on the other through a given angle. Fig. 229 represents such a twin crystal or *hemitrope*, often found in magnetic iron ore, and obtained by turning one half of an octohedron (Fig. 230) through an angle of 180° on the

other half. Fig. 231 exhibits a twin form often observed in gypsum.

These twin forms are distinguished from single crystals by the occurrence in them of *re-entering angles*, as shown in the figures. *Intersecting twin crystals*, as opposed to *twins by contact*, such as those shown in Figs. 229, 232, frequently occur in fluor-spar and in sal-ammoniac.

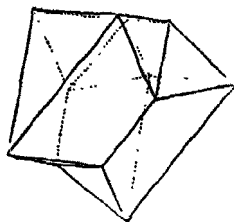


FIG. 229.

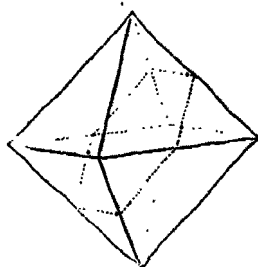


FIG. 230.

452 Perfect Crystals and Imperfect or Distorted Crystals.—It not unfrequently happens that crystals found in nature are distorted or irregularly developed. For instance, crystals of quartz generally occur in the forms shown in Figs. 233, 234, and 235, which apparently bear no relation to the regular and much



FIG. 231.

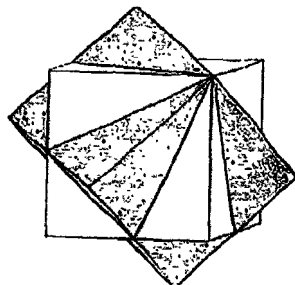


FIG. 232.

rarer form of quartz seen in Fig. 236. There is, however, no difficulty in ascertaining the simple form of these crystals in spite of this apparent want of conformity due to the increase of certain faces and the decrease of others, and in spite even of the fact that only half of the complete crystal is often seen, as in Fig. 234.

If the angles which the similar faces in the perfect and the

imperfect crystals make with one another be carefully measured, we find that the corresponding angles in the distorted forms are identical with those in the perfect crystal. Thus, for instance, the contiguous faces of the prisms cut each other at a constant angle of 120° , whilst each face of the pyramid cuts the next face at an angle of $130^\circ 44'$.

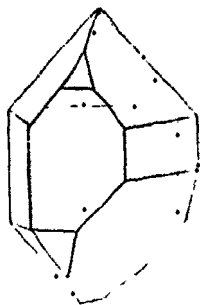


FIG. 233.



FIG. 234

Similar distorted growths are observed in the case of many artificial crystals. These are produced by the undue development in some special direction owing to the alteration of external circumstances of the perfect crystal which is first formed. Thus crystals of alum, which are octohedral, appear

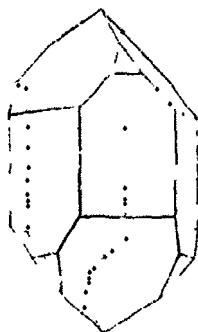


FIG. 235.

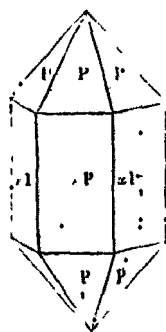


FIG. 236.

not unfrequently in the form shown in Fig. 237, which is derived, as is seen in Fig. 238, by an irregular growth of the octohedron.

In describing or drawing the crystalline form of any chemical substance, the perfect forms only are considered. All irregularities and distortions are ignored, and the corresponding faces of the crystal are supposed to be placed at equal distances from the origin.

The determination of this ideal form, to which the actual crystals more or less closely approach, is obtained by an exact measurement of the various angles of the crystal, for the angles of a crystal of alum, for example, however irregularly that crystal may be formed, or however imperfect it may be, always exhibit the same constant values. The faces form with each other an angle of $190^{\circ} 28'$, whilst the two edges meeting each other in a solid angle cut one another at an angle of 90° .

Artificial Growth of Crystals.—The small crystals which are first deposited from a solution are usually perfect. If these are placed in a concentrated solution of the substance, and carefully turned every day so that all the faces of the crystal are equally exposed to the action of the solution, large and perfectly developed crystals can be obtained. The same end is attained

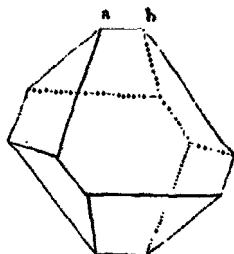


FIG. 237.

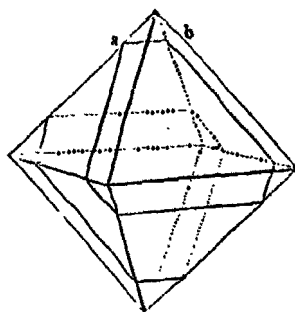


FIG. 238.

by hanging a small and perfect crystal in the saturated solution suspended by a fine hair. The solution gradually evaporates, and the crystal grows symmetrically. Perfect crystals of alum of large dimensions can in this way readily be grown.

453 *Determination of Crystalline Forms.*—The angles which the faces of a crystal make with one another serve as the data from which the crystalline form is determined, for it is by the measurement of these angles that the length and the mutual inclination of the axes can be ascertained. Similar measurements are needed for the recognition of the nature of the modifications which crystals undergo, as well as for the determination of the relation of the secondary to the primary faces of a crystal. Having obtained the necessary angles by actual measurement, the determination of the system or special crystalline form

which any substance assumes is simply a matter of geometrical construction.

The instruments used for this purpose are the hand goniometer (Fig. 239) and the reflecting goniometer (Figs. 240 and 241). The first of these instruments was made in the last century by Carangeot of Paris, for the use of the French crystallographer Romé de l'Isle. It can only be used for the measurement of tolerably large crystals, and consists of a divided semi-circle, a, b, c, d , to which two metallic rules are adapted. One of these (km) is fixed, the other (gh) is moveable round an axis (c) placed at the centre of the semi-circle. The crystal to be measured is placed between the rules (gh) and (km), so that the edges or these rules may both be at right angles to the line of intersection of the two faces whose angular distance is to be measured. The angle is then read off on the divided circle. This instrument, though very useful, and indeed necessary for large crystals,

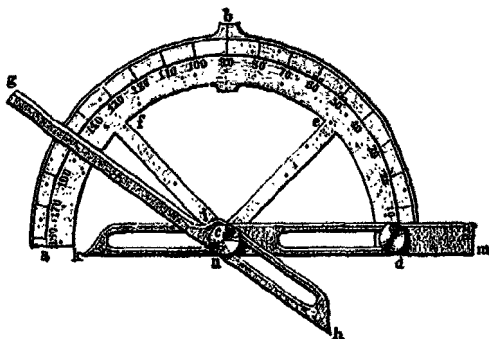


FIG. 239.

is quite inapplicable to small ones, and in any case cannot yield very accurate measurements.

To obviate these difficulties the reflecting goniometer was invented by Wollaston in the year 1809. It is arranged on the following principle. The divided circle gh (Fig. 240) carries a moveable axis or arm upon which the crystal to be examined is fixed. This crystal, shown in section in $abcd$, fixed on the arm by means of some wax, must now be placed in such a position that the edge (c), the angle over which (bcd) has to be measured, is placed exactly parallel with the axis of the instrument. Having placed the goniometer opposite a window, the eye of the observer being at (o), the reflection of one rib of the window in one bright face of the crystal is noticed. The

divided circle is now moved round, the crystal moving with it, until the second face (*dc*) of the crystal comes round to the position formerly occupied by the first (*cb*), as ascertained by the reappearance of the rib of the window frame. The angle through which the crystal has been turned is evidently the supplement of the required angle, so that if the pointer (*p*) stood at 0° to begin with, and after the circle was turned at x° , the angle of the crystal is $180^\circ - x^\circ$. A simple form of reflecting goniometer is seen in Fig. 241. The crystal (*a*) is fastened with wax upon the end of the moveable rod (*oo*), which can be bent so as to enable the crystal to be properly adjusted. The screw (*u*) serves to turn the divided circle (*E*), so that 180° on the circle is made to coincide with the zero point on the nonius

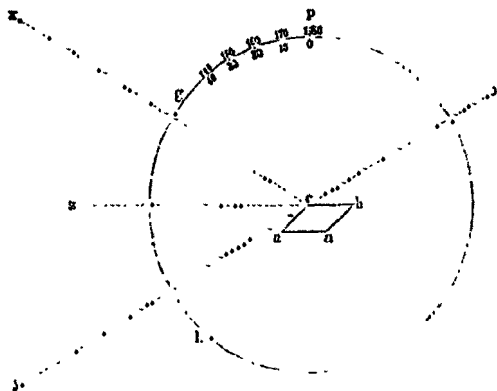


FIG. 241.

(*n*). When this is done the screw (*u*) is tightened, and thus the circle is held fast.

Cleavage of Crystals.—The cohesion of a crystal is as a rule less in one direction than in another. This direction is dependent upon the special form of the crystal, and is termed cleavage. This facility of breaking more readily in one direction than another is well seen when calc spar or rock salt is broken. The planes of cleavage in a crystal can be ascertained by means of a chisel and hammer, or by the help of a strong knife.

454 *Systems of Crystallography.*—Although the number of known forms is extremely large, they can all be arranged in six groups or systems. Each of these systems contains a series of

forms which stand in an intimate relationship to each other as regards the length and position of their axes, and each system has a primary or fundamental form which is the simplest mode in which the peculiar symmetry of the crystals belonging to this group can be represented. All the other forms are derived from this fundamental form by a series of different modifications or replacements, by which is meant, the symmetrical replacements or truncation of the edges or angles by one or more plane surfaces.




FIG. 211.

These six systems are distinguished as follows :—

I. The regular or cubic system, with three equal axes at right angles.

II. The hexagonal system, with four axes, three of which are situated in one plane and cut one another at angles of 60° , whilst the fourth axis, unequal in length to the rest, is placed at right angles to the plane of the other three.

III. The quadratic or square prismatic system, with three axes, all at right angles, but only two of the same length.

IV. The rhombic system, with three axes all at right angles, but all of different length.

V. The monoclinic or monosymmetric system, with three unequal axes: two of these axes are at right angles to each other, whilst the third, or principal axis, is placed at right angles to one of the other two, and obliquely to the other.

VI. The triclinic or asymmetric system includes all the forms which can be arranged about three unequal axes, all obliquely inclined to each other.

The regular system possesses three equal axes; in the hexagonal and quadratic systems, we have two different kinds of axes; whilst in the other systems all the three axes are different. The relation of the lengths of the axes in different crystals belonging to the last five systems varies widely; but when we examine the relation of the lengths of the axes of the different crystalline forms of one mineral species or of the artificial crystals of one chemical compound, we find that this relation remains constant for the same substance, however many different forms in the same system it may assume.

I.—THE REGULAR OR CUBIC SYSTEM.

455 The fundamental form of this system is the *regular octohedron* (Fig. 242). Each of its eight faces cuts the three axes at an equal distance from the origin. This distance being (a) the general formula for this form is $a : a : a$ (Weiss), abbre-

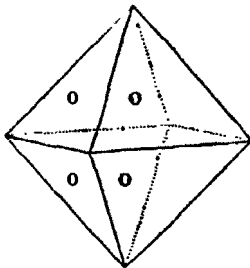


Fig. 242.

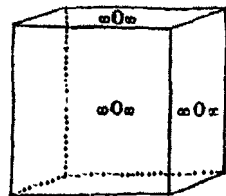


Fig. 243.

viated to the symbol 0 (Naumann). Many substances crystallize in octohedra, amongst others, spinelle, mercury, magnetic oxide of iron, alum, and lead nitrate.

The next simple form is the *cube* (Fig. 243). Each face of the

cube cuts one axis at the distance (a) and lies parallel to the other two axes. The formula for this form is $\infty a : a : \infty a$ or $\infty 0 \infty$. The combinations of octohedron and cube have been already

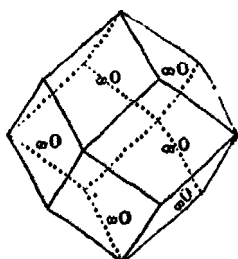


FIG. 244.

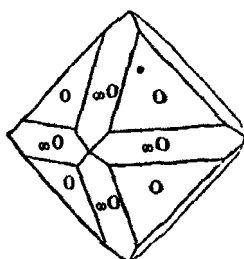


FIG. 245.

mentioned. Sodium chloride, potassium iodide, and fluor-spar are substances which crystallize in cubes, whilst galena, sulphide of silver, and lead nitrate occur in various combinations of octohedron and cube, which are produced by a truncation of the six summits of the octohedron to a greater or less degree.

The third simple form is the *rhombic dodecahedron* (Fig. 244). The formula for this form is $a : a : \infty a$, or abbreviated 0∞ , as each face of this crystal cuts two of the axes at the same distance from the origin, whilst it is parallel to the third axis. The rhombic dodecahedron is derived from the octohedron by replacing each of its twelve edges, as is shown in Fig. 245. The combination in which the dodecahedron is dominant is seen in Fig. 246. Fig. 247 indicates the form obtained by the combination of cube and dodecahedron. The following substances

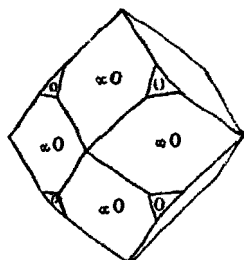


FIG. 246.

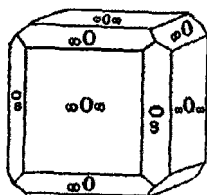


FIG. 247.

crystallize in dodecahedra and its combinations: garnet, phosphorus, cuprous oxide (Fig. 245), magnetic oxide of iron (Fig. 246), and alum when deposited from an alkaline solution (Fig. 247).

Each of the simple crystals which we have described are incapable of assuming more than one form. Other crystalline forms occur which, belonging to the regular system, can exist in several modifications. The first of this class of forms is the *Icositetrahedron* (Fig. 248). The formula of this form is $a : ma : ma$, or shortly, $m0m$. This signifies that if a face cuts one axis at the distance (a) it cuts the two other axes at a different distance, m times (a), when the face is produced. The form $a : 2a : 2a$ (Fig. 248) occurs frequently. This means that the distance at

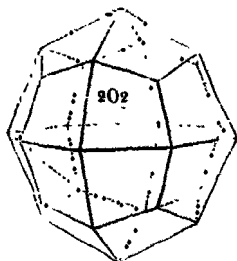


Fig. 248.

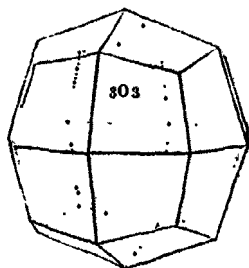


Fig. 249.

which two axes cut the face produced is twice as great as that at which the third axis cuts it. Fig. 249 has the formula $a : 3a : 2a$, and other forms such as $a : \frac{2}{3}a : \frac{3}{2}a$ are also found, though not so frequently. Combinations of the icositetrahedron with the foregoing forms are seen in Figs. 250 and 252. The simple

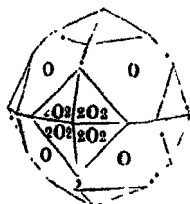


Fig. 250

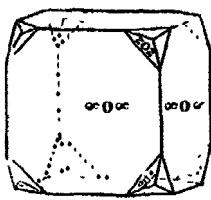


Fig. 251

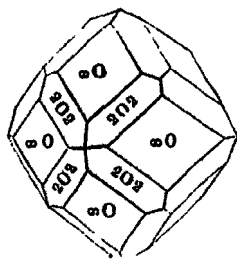


Fig. 252.

form (Fig. 248) occurs in silver glance. The combination (Fig. 250) has been observed in spinelle; Fig. 251 occurs in analcime, and Fig. 252 is often noticed in garnet.

456 The *Triakisoctohedron*, or *pyramid octohedron* (Fig. 253), is represented by the formula $a : a : ma$, or $m0m$. The value of m is generally 2. The simple form does not occur frequently, but it

is often seen in combination. If a four-sided pyramid replace each side of the cube we obtain the *Tetrakishehedron* (Fig. 254). Each face in this form cuts an axis at the distance (a) from the centre; the second axis at the distance (ma); and the third axis at the distance ∞ . Hence the general formula for this is $a : ma : \infty a$, abbreviated into $\infty 0 m$. The more common forms

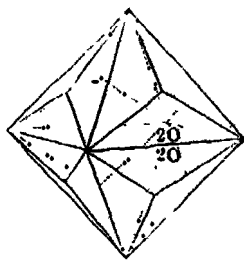


FIG. 253.

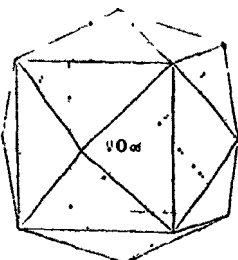


FIG. 254.

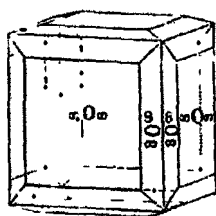


FIG. 255.

are $\infty 0 2$, and $\infty 0 3$. The first of these occur in gold and copper (Fig. 254), whilst the second form is found in fluor-spar, when it usually occurs with the cube, as seen in Fig. 255.

The last holohedral form of the regular system is the *Hexakisoctohedron* (Fig. 256), or the forty-eight sided figure. This form is represented by $a : ma : na$, or $m 0 n$. Of these, the forms $3 0 \frac{3}{2}$ and $4 0 2$ most frequently occur, although generally met with in

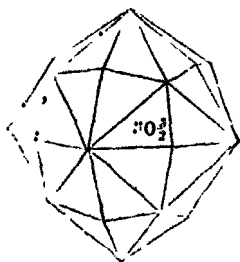


FIG. 256.

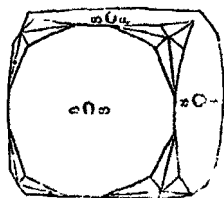
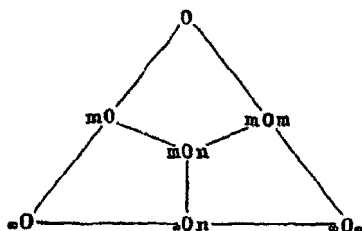


FIG. 257.

combinations. The form $3 0 \frac{3}{2}$ is found in garnet; $4 0 2$ in fluor-spar. A combination of this form with the cube is seen in Fig. 257.

The hexakisoctohedron is the most complicated of all the holohedral forms of the regular system, and therefore the other

six forms may be represented as special cases of this more general expression. This is seen, if special values are given to m ; thus, $m = n$; $m = 1$; $m = \infty$, &c. The relation between this and the other forms of the regular system are shown by the following diagram:—



457 *Hemihedral forms of the Regular System.*—The tetrahedron (Fig. 224) is one of the most important of these forms. This is formed by the growth of the alternate faces of the octohedron until the other faces disappear. The formula of the tetrahedron is $\frac{0}{2}$, and as it can be placed in two positions the tetrahedron is

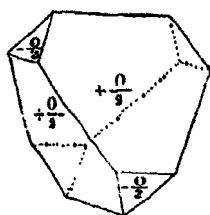


FIG. 258.

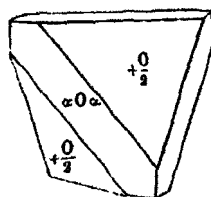


FIG. 259.

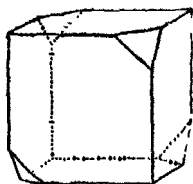
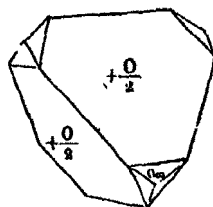


FIG. 260.



261.

further distinguished by the signs $+$ (Fig. 224) and $-$ (Fig. 226). A combination of the two tetrahedrons is seen in Fig. 258; Figs. 259 and 260 are combinations of the tetrahedron and cube, and Fig. 261 is a tetrahedron on which the faces of the rhombic

dodecahedron appear. The following substances crystallize in tetrahedrons: sodium sulphantimoniate, sodium chlorate, cuprous chloride, and fahl-ore. Combinations of two tetrahedrons are frequently seen in boracite. In this case the two tetrahedrons are equally developed, so that the crystal appears to be an octohedron, but it can be distinguished from this by the fact that

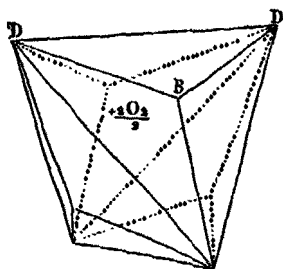


FIG. 262.

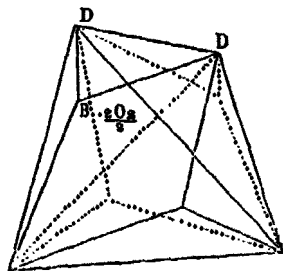


FIG. 263.

four of its faces are bright, whilst the other four are non-reflecting. With the above-mentioned compounds are found to occur Fig. 259, as well as other combinations. The *trikistetrahedron* is derived from the icositetrahedron, and therefore exists in several modifications. The general formula is $\frac{m0m}{2}$ and each form

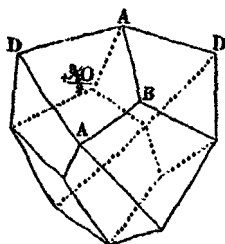


FIG. 264.

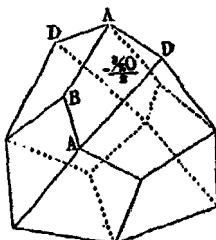


FIG. 265.

can have a positive or negative position. These occur as complete forms, and also in combination, as in the case of fahl-ore (Figs. 264 and 265).

The hemihedral forms of the triakisoctohedron are termed *Deltoid-dodecahedrons* (Figs. 264 and 265). Their general formula is $\frac{m0}{2}$ and they may be either positive or negative.

The hexakisoctohedron in like manner yields hemihedral forms, termed *Hexakistetrahedrons* (Figs. 266 and 267). These forms are found in combination in fahl-ore and boracite, and alone in diamond.

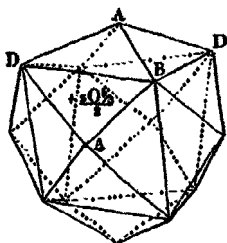


FIG. 266.

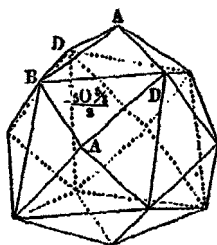


FIG. 267.

Another class of hemihedral forms are also derived from the hexakisoctohedrons. These are termed *Dyakisdodecahedrons*, or

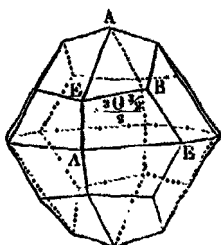


FIG. 268.

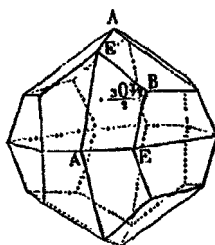


FIG. 269.

trapezoid dicoitetrahedrons (Figs. 268 and 269). In order to distinguish these forms from those of the hexakistetrahedron the

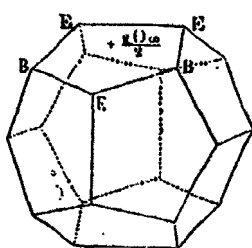


FIG. 270.

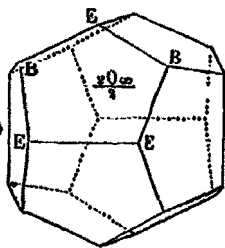


FIG. 271.

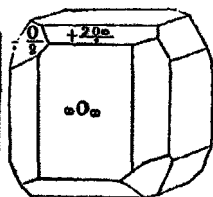


FIG. 272.

faces are represented by the same general formula, but bracketed thus, $\left(\frac{mOn}{2}\right)$. They occur in cobalt glance and iron pyrites.

The *pentagonal dodecahedron* is the hemihedral form of the tetrahishexahedron, and therefore has the formula $\frac{m0\alpha}{2}$. The form $\frac{20\alpha}{2}$ occurs most frequently in pyrites and cobalt glance (Figs. 270 and 271). The same substance is also found in the combination, Fig. 272.

II. THE HEXAGONAL SYSTEM.

458 The double six-sided pyramid is the fundamental form of this system. The principal or primary axis (c) is longer or shorter than the other three, and passes through the summits of the pyramid. The other axes (a) are all at right angles to the principal axis, and all in one plane, cutting each other at an angle of 60° and passing through the six horizontal solid angles of the pyramid. Each face of the pyramid is cut by the principal axis and two of the secondary axes and runs parallel to the third. The formula for the pyramid is therefore $a : a \propto a : c$, or, abbreviated, P. The principal axis of an acute pyramid is of course longer

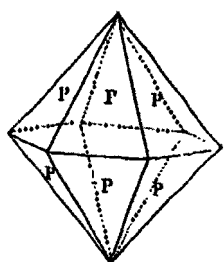


FIG. 273.

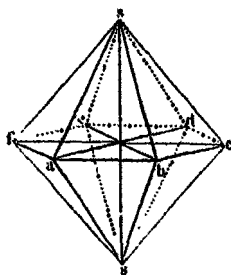


FIG. 274.

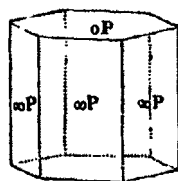


FIG. 275.

than the secondary axes, whilst that of an obtuse pyramid is shorter than the secondary axes; thus the relation of the axes in the case of the acute pyramid of quartz is 1:1 to 1, whilst that in the case of the obtuse pyramid of beryl is 0.498 to 1.

When the length of the primary axis is reduced to 0, the end-faces will be represented by the sign $0P$, and if the same axis be infinitely produced, an hexagonal prism (Fig. 275) is obtained, the faces of which are represented by the formula ∞P , and both these form the closed combination $\infty P0P$. The prisms and pyramids in which the secondary axes pass through the angles are termed forms of the *first order*. A second series

of similar forms occur in this system. In these, the secondary axes cut the centre of each side; such prisms and pyramids are termed *secondary forms*. A similar difference is, of course, observed in the case of combinations. Fig. 276 exhibits the

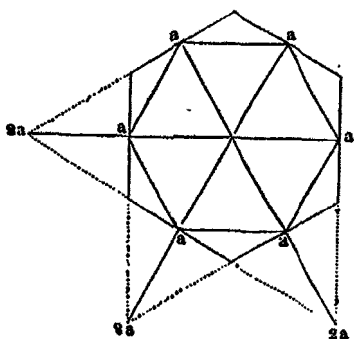


FIG. 276.

arrangement of pyramids of the first and second order. This shows that the secondary axes cut one of the secondary faces at the distance (a), whilst the face produced cuts the other two axes at a distance ($2a$). The formula of the pyramid of the second order is accordingly $2a : a : 2a : mc$ or $mP2$; whilst that of the secondary prism is $2a : a : 2a : \infty c$ or $\infty P2$.

In the case of the combination of two or more pyramids, the lengths of the several primary axes exhibit a simple ratio, such as 1 to 2, 1 to 3, 1 to 5, &c. Combinations oscillating between the pyramids of the first and those of the second order occur; when they are equally developed the combination assumes the

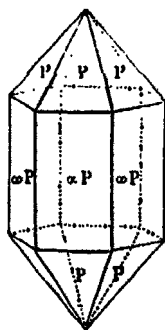


FIG. 277.

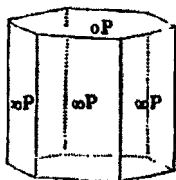


FIG. 278.

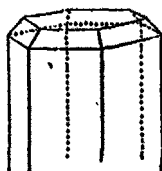


FIG. 279.

form of a symmetrical twelve-sided pyramid. Its faces lie in the directions $a : na : pa : mc$, abbreviated into mPn . It is built up of twenty-four isosceles triangles, fourteen solid angles of two kinds, viz., two terminal and twelve lateral; there are also

thirty-six edges of two kinds, viz., twenty-four terminal and twelve lateral edges.

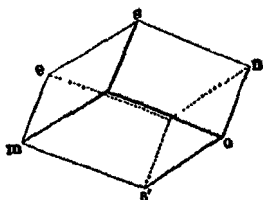


FIG. 280.

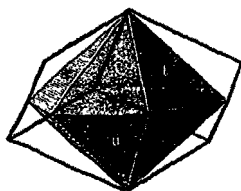


FIG. 281.

The closed holohedral forms of the hexagonal system do not occur frequently. On the other hand, combinations such as

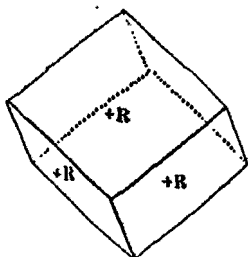


FIG. 282.

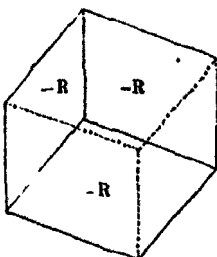


FIG. 283.

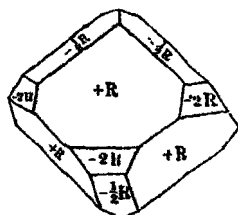


FIG. 284.

shown in Fig. 277 are found in quartz; Fig. 278 exhibits a form found in calc-spar, and Fig. 279 a combination seen in apatite.

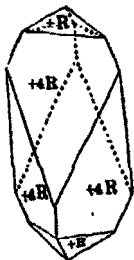


FIG. 285.

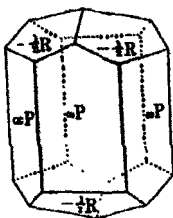


FIG. 286.

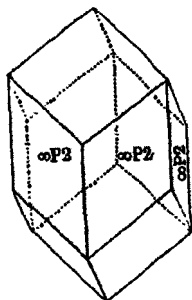


FIG. 287.

459 *The hemihedral forms in the hexagonal system are numerous and important, occurring even more frequently than the*

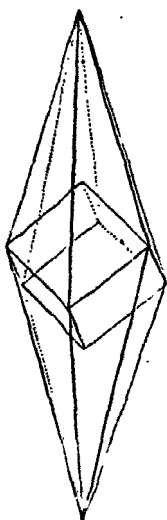


FIG. 288.

holohedral forms. The most important of these are the *rhombohedral*s (Fig. 280), which are all derived from the hexagonal pyramid by extending the alternate faces until they cover the others. These faces have the symbol $\frac{P}{2}$ or R.

Calc-spar, iron-spar, and sodium nitrate, occur in the form of simple rhombohedra. The rhombohedron, like the tetrahedron, may occupy two positions according as the one or the other set of alternate faces of the six-sided pyramid are extended. These are shown on Figs. 282 and 283; the two rhombohedrons are distinguished by the signs + and -. Combinations of the rhombohedron also frequently occur. These are represented by Fig. 284, which exhibits a combination of several

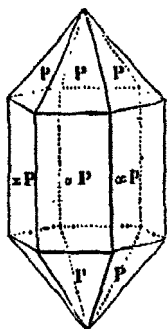


FIG. 289.

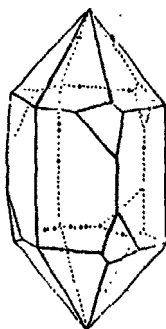


FIG. 290.

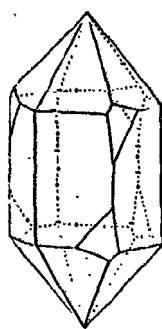


FIG. 291.




FIG. 292.

rhombohedral forms of different orders as occurring in chabasite. Fig. 285 represents a combination of two rhombohedrons of the same order, a form which occurs in calc-spar. A combination of the rhombohedron with a prism of the first order is seen in Fig. 286; this form has also been observed in calc-spar. A combination of a rhombohedron with a prism of the second order is shown in Fig. 287. This has been observed in diopase.

The second series of hemihedral forms of this system are the *scalenohedrons*. These are obtained from the symmetrical twelve-sided pyramid, by extending the alternate pairs of planes, thus giving rise to a positive (+) and negative (−) scalenohedron. If we suppose a rhombohedron to be placed within a scalenohedron, the lateral edges of both forms will be seen to have a similar position with regard to the axes. This is termed the inscribed rhombohedron. It is clear that the scalenohedron may be supposed to be derived from such a rhombohedron by an elongation of the axis to the distance n , lines being drawn from the end of this axis to the lateral solid angles of the rhombohedron, as seen in Fig. 288. Although in this way an infinite number of scalenohedrons may be formed, we find that only those forms actually exist in which the length of the primary axis bears some simple ratio to that of the inscribed rhombohedron. The general symbol for the scalenohedron is $\pm mR^n$. The axis in the case of the commonest scalenohedron occurring with calcite is three times as long as that of the inscribed rhombohedron; hence the symbol for this scalenohedron is $+R^3$.

Tetartohedral Forms.—Some other peculiar forms occur in the hexagonal system which are not congruent, although bounded by the same faces. Such forms, shown in Figs. 290 and 291, occur in the case of quartz. Their mode of derivation is readily understood when we compare them with the simple combination, Fig. 289. Only one quarter, or six out of twenty-four, of the edges between the faces P and ∞P , have been replaced, and thus the tetartohedral or quarter-forms are formed. The replacement of the faces always occurs on the opposite side of a crystal, so that one crystal appears as the reflected image of the other, or one is right-handed and the other left-handed.

A partial occurrence of faces sometimes occurs, and this is termed *hemimorphy*. Thus, we not unfrequently find only the upper faces represented in a combination, whilst in the lower half of the crystal other faces occur. A well-known instance of this is seen in crystals of tourmaline, seen in Fig. 292.

III. THE QUADRATIC OR PRISMATIC SYSTEM.

460 This system, which in many respects closely resembles the hexagonal, differs from it inasmuch as it possesses only two secondary axes which intersect at a right angle. The primary form of this system is that of the *four-sided pyramid* with a

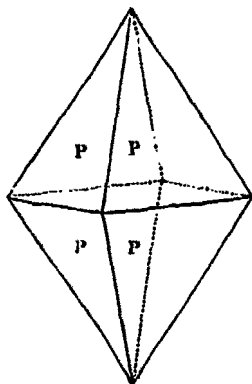


FIG. 293.

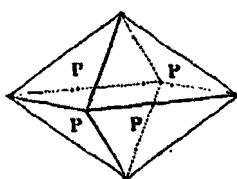


FIG. 294.

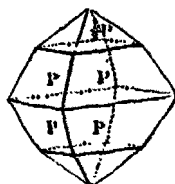


FIG. 295.

square base. This may be either of the first order, $a : a : c$ or P , or of the second order, $a : ca : c$ or Pc . These square pyramids are distinguished as acute and obtuse (Figs. 293 and 294). When several of these square pyramids occur together in a combination, the lengths of the various principal axes stand in a simple ratio to one

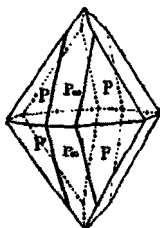


FIG. 296.

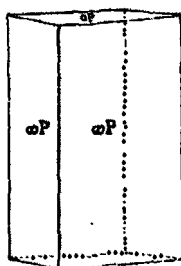


FIG. 297.

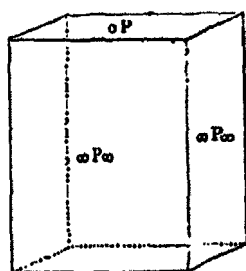
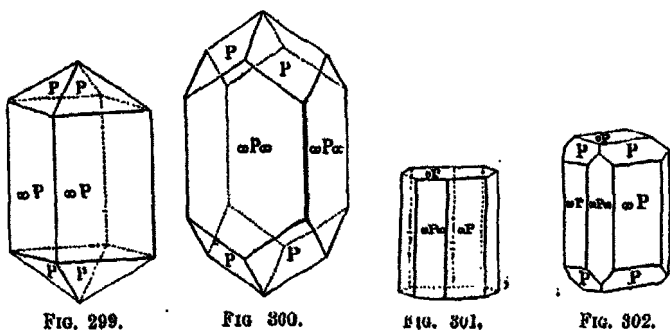


FIG. 298.

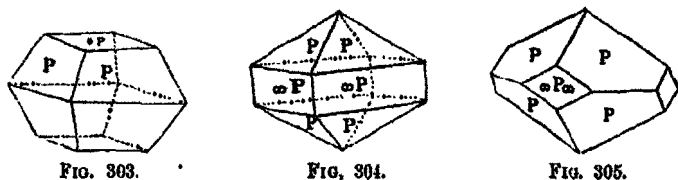
another. This is seen in Fig. 295, which represents a crystal of nickel sulphate. From this it will be seen that the principal axis of the pyramid P is exactly twice as long as that of the pyramid $\frac{1}{2} P$. A combination of pyramids of the first and second order is shown in Fig. 296. This form is likewise found in nickel sulphate. When the principal axis equals 0, the basal

terminal planes OP make their appearance, and when it is infinitely prolonged we obtain the faces of the prism of the first

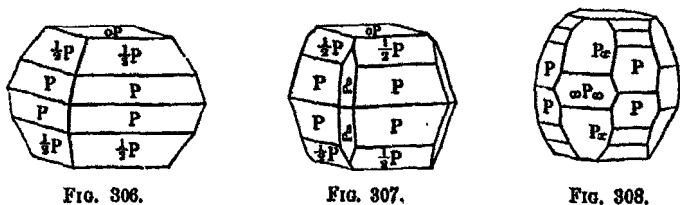


order, ∞P , or those of the secondary prism, $\infty P \infty$. See Figs. 297 and 298.

Combinations of the quadratic system are seen in Figs. 299 and



300; the first of these is found in zircon, the second in crystals of calcium copper acetate. Fig. 303 represents another common form of this system, the crystals of potassium ferrocyanide.



The usual form of tin-stone (stannic oxide) is seen in Fig. 304, that of mellite in Fig. 305. Figs. 306 to 308 exhibit the more complicated forms of nickel sulphate.

A remarkable form of the quadratic system occurs in the mineral leucite. This is a combination of P with $4P_2$, their forms being equally developed (Fig. 309). This form can only with difficulty be distinguished from that of the regular icositetrahedron (202). So close indeed is the resemblance of these forms that leucite was long supposed to crystallize in this form of the cubic system, and the name leucitohedron was given to it. We owe the discovery of the true crystalline form of the mineral to Vom Rath.¹

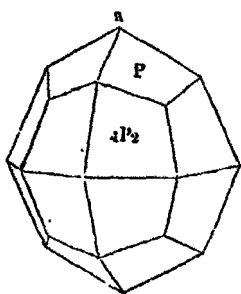


FIG. 309.

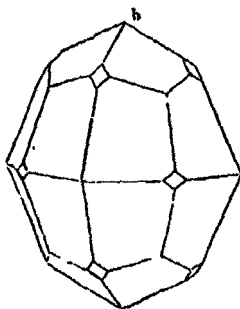


FIG. 310.

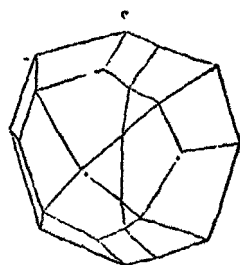


FIG. 311.

The combination, Fig. 310, clearly shows the quadratic form, inasmuch as small faces of a third pyramid as well as those of a prism occur. The twin crystal (Fig. 311) occurring in the case of leucite also shows that the form is a quadratic one.

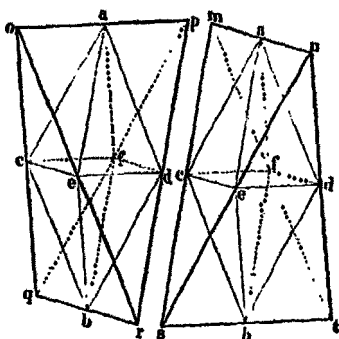


FIG. 312.

FIG. 313.

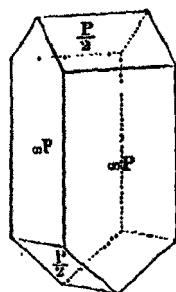


FIG. 314.

Hemihedral forms can be derived from the quadratic prism by the same process as that by which the tetrahedron is derived

¹ *Pogg. Ann. Ergänz. Bd. vi. 198.*

from the octohedron. The forms thus obtained are termed *quadratic sphenoids*. These can occur in two positions, shown in Figs 312 and 313; and they are distinguished from the regular tetrahedrons inasmuch as each face is a scalene and not an isosceles triangle. They are not often found in nature; Fig. 314 shows a combination which occurs in the case of Epsom salts and of zinc vitriol.

IV. THE RHOMBIC SYSTEM.

461 This system possesses three unequal axes. Of these the principal axis is that lying in the direction in which the crystal is most fully developed, or in which most modifications are observed. This is called (*c*) and is placed vertically. Of the other two, the longest, termed the *macrodiagonal* (*b*), is placed from back to front of the observer and the shorter, the *brachydiagonal* (*a*), is placed from right to left. The varying lengths of their axes are ascertained by a measurement of the angles of the crystal. Thus the crystals of natural sulphur have the relation $a : b : c$ of 0.811 : 1 : 1.898, and the crystals of saltpetre are represented by the numbers 0.584 : 1 : 0.703.

The primary form of this system is the rhombic pyramid (Fig. 315), having the formula $a : b : c$ or P . Secondary octohedra also occur, and these are indicated by the signs \bar{P} or $\vee P$ placed over the P , according as the length of the macrodiagonal or the brachydiagonal is altered.

The amount of this alteration is represented by a number placed behind the letter P , whilst the alteration effected on the primary axis is denoted by a number placed before the P . Thus $3\bar{P}2$ signifies a form whose face cuts the macrodiagonal at the distance b , the principal axis at the distance $3c$, and the brachydiagonal at the distance $2a$ from the centre.

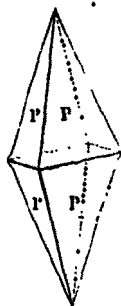


Fig. 315.

As we have noticed in the last system, so in this, the relation between the lengths of the secondary axes is a simple one. Rhombic pyramids likewise occur which differ from the fundamental form by having a primary axis m times longer than that of the fundamental form; these are represented by the symbol mP . Other forms again occur in which the macrodiagonal or the brachydiagonal are n times longer or shorter than the

corresponding axes of the fundamental form. These are represented by the symbols $\bar{P}n$ and $\check{P}n$.

The rhombic pyramid has six solid angles of three kinds, viz., two terminal solid angles, two in the macrodiagonal, and two in the brachydiagonal. Each pair of these solid angles can be replaced independently of the others. If the terminal solid

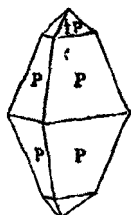


FIG. 316.

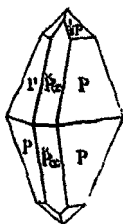


FIG. 317.

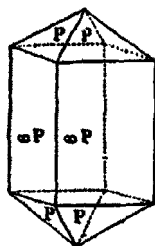


FIG. 318.

angles be replaced, we get the pyramid combined with the basal terminal planes P . If the solid angles in the brachydiagonal are replaced, we get a figure termed *macropinacoid*; if the solid angles in the macrodiagonal, we get a figure called a *brachypinacoid*. By replacing the four edges in the macrodiagonal we get

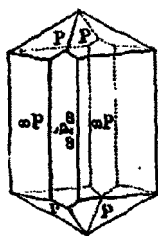


FIG. 319.

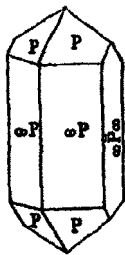


FIG. 320.

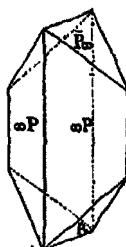


FIG. 321.

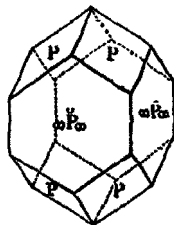


FIG. 322.

a form called a *macrodiagonal prism*, or a *brachydome*; whilst by replacing the edges in the brachydiagonals, a form termed a *macrodome* is obtained (Fig. 321). These domes are simply horizontal prisms. By replacing the four horizontal edges in the rhombic pyramid we obtain the vertical rhombic prism. There are other pyramids and prisms in the rhombic system

besides the primary ones, depending upon the position of the faces in reference to the lateral axes.

The position of the faces of the different forms of the rhombic system in reference to the axes is as follows: a = brachydiagonal, b = macrodiagonal, c = vertical axis.

Rhombic Pyramids.

$a : b : mc$, abbreviated into mP = primary rhombic pyramid.

$na : b : mc$ " " $m\check{P}n$ = brachypyramid.¹

$a : nb : mc$ " " $m\bar{P}n$ = macropyramid.

Domes or Horizontal Prisms.

$\alpha a : b : mc$, abbreviated into $mP\alpha$ = brachydome.

$a : \alpha b : mc$ " " $mP\infty$ = macrodome.

Terminal Planes.

$\alpha a : \alpha b : \alpha c$, abbreviated into $OP = \left\{ \begin{array}{l} \text{basal terminal plane} \\ \text{or pinacoid.} \end{array} \right.$

$\alpha a : b : \infty c$, " " $\alpha\check{P}\alpha = \left\{ \begin{array}{l} \text{brachyterminal plane} \\ \text{or pinacoid.} \end{array} \right.$

$a : \alpha b : \alpha c$, " " $\alpha\bar{P}\alpha = \left\{ \begin{array}{l} \text{macroterminal plane} \\ \text{or pinacoid.} \end{array} \right.$

A form termed the *right rhombic prism* is formed by the combination of the three terminal planes, and is found in nature as Anhydrite, CaSO_4 . By continuing the vertical axis of the rhombic octohedra to the distance α , we get the vertical prisms as follows:—

Vertical Prisms.

$a : b : \alpha c$, abbreviated into αP = rhombic prism (primary).

$na : b : \alpha c$, " " $\alpha\check{P}n$ = brachyprism.

$a : nb : \alpha c$, " " $\alpha\bar{P}n$ = macroprism.

Sulphur is one of the most important substances crystallizing in this system. It occurs in rhombic pyramids and in numerous combinations. Fig 315 exhibits the fundamental form of sulphur,

¹ The sign ($\check{}$) is placed over brachyforms and ($\bar{}$) over macroforms.

and Figs. 316 and 317 various combinations in which this element is found. Zinc sulphate is found in the forms represented in Figs. 318, 319, 320. Barium formate crystallizing in a combination of a prism with a dome, is shown in Fig. 321. Fig. 322 represents a crystal of uranium nitrate, possessing two basal terminal faces. Potassium sulphate crystallizes in several

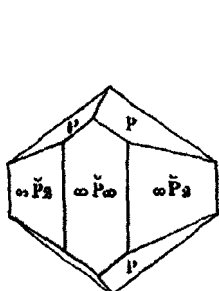


FIG. 323.

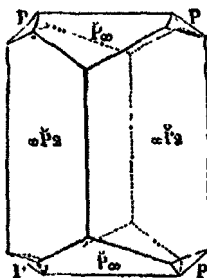


FIG. 324.

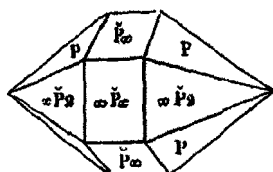


FIG. 325.

interesting forms. Of these, Figs. 323 and 324 may at once be recognised as belonging to the rhombic system, whilst Figs. 325 and 326 might at first sight be mistaken for hexagonal forms.

The most important *hemihedral* forms of the rhombic system are the *rhombic sphenoids*. The faces of the two forms of these sphenoids (Figs. 327 and 328) are equal in number, and exactly

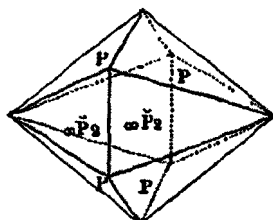


FIG. 326.

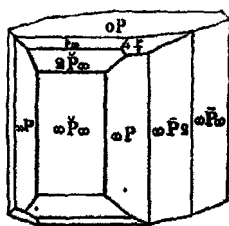


FIG. 327.

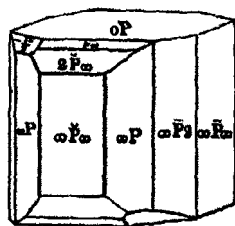


FIG. 328.

similar in form, but developed on opposite sides, so that the one may be regarded as a reflected image of the other. Fig. 327 is the double sodium and ammonium salt of ordinary tartaric acid, which is termed dextro-tartaric acid, from its having the power of turning the plane of polarization to the right. Fig. 328 is a salt of the same bases combined with a very similar

acid, differing only from ordinary tartaric acid in its power of deviating the plane of polarization to the left. Another interesting example of a rhombic sphenoid is found in the ordinary crystals of magnesium sulphate, $MgSO_4 + 7H_2O$. In these the domes at the summits of the vertical prism are placed in opposite directions.

V. THE MONOCLINIC OR MONOSYMMETRIC SYSTEM.

462 Two out of the three unequal axes of this system do not intersect at a right angle, whilst one axis is placed at right angles to the plane of the other two.

In drawing the forms belonging to this system it is usual to represent the axes which cut one another at an acute angle, as being in the plane of the paper, whilst the axis at right angles to this plane is foreshortened and is supposed to pass from front to back. Thus one of the oblique axes is taken to be the primary parallel to which the most modifications occur, or in whose direction the crystal is symmetrically developed. The primary axis is placed vertically to the other two axes, which are termed *the orthodiagonal* and *the clinodiagonal*, according as they are at a right angle or obliquely inclined to their primary. In this system not only every form requires a determination of the relation of the lengths of the axes, the clinodiagonal being taken as unit, but the angle (α) of inclination of the primary to the clinodiagonal has to be ascertained. Thus for instance the crystalline form of felspar is determined by the following data— $a : b : c = 1.519 : 0.844$, $\alpha = 63^\circ 53'$.

The primary form of this system is the monoclinic pyramid (Fig. 329), which differs from those in the foregoing figure inasmuch as the faces of this form are not all of one kind, and it is, therefore, not a simple form. One set of similar faces are termed + P, the other - P, and this form may be considered as composed of two hemioctohedra, each consisting of four similar faces but dissimilar to the faces of the other half. Other pyramids are derived from the primary one as in the last system by varying the length of any of the three axes. The perfect monoclinic pyramids are never met with in nature, and occur only in combination with other forms such as the oblique rhombic prisms. The prisms whose faces and edges are parallel to the two subsidiary axes are termed *clinodiagonal domes* and *orthodiagonal*

domes. The following figures represent the form of a variety of well-known chemical compounds crystallizing in this system.

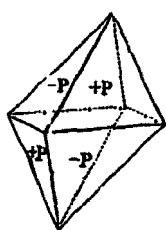


FIG. 329.

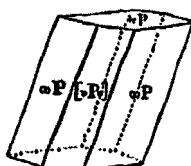


FIG. 330.

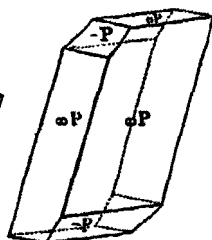


FIG. 331.

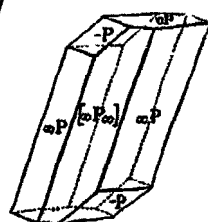


FIG. 332.

Figs. 330, 331, and 332 give the crystalline form of sodium acetate; Fig. 333 that of cane-sugar; Fig. 335 that of nickel potassium sulphate; Fig. 334, ferrous sulphate (green vitriol),

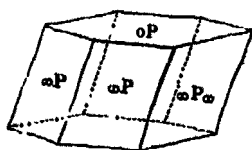


FIG. 333.

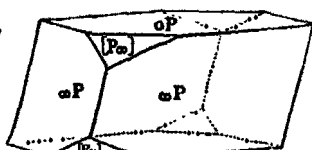


FIG. 334.



FIG. 335.

$\text{FeSO}_4 + 7\text{H}_2\text{O}$. In this latter form the primary axis cuts the clinodiagonal at an angle of $75^\circ 40'$, and the relation of the axes $a : b : c = 0.8476 : 1 : 1.267$. Gypsum, $\text{CaSO}_4 + 2\text{H}_2\text{O}$, frequently




FIG. 336.

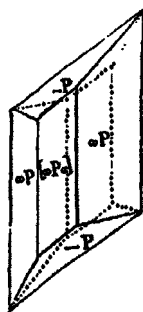


FIG. 337.

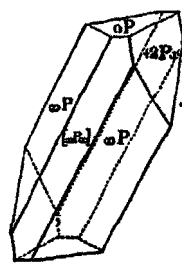


FIG. 338.

occurs in fine monoclinic crystals. The form of gypsum is shown in Figs. 336 and 337; the relation of these axes is as $a : b : c = 1.4504 : 1 : 0.6003$, with an inclination of $80^\circ 57'$.

Although the modifications in this system usually occur in the direction of the primary axis, it sometimes happens that they occur parallel to one of the secondary axes. This accounts for the fact, that some substances, such as felspar, crystallize in forms which are apparently very different (Figs. 338 and 339). Crystals of Glauber salts and oxalic acid are found modified in the direction of the orthodiagonal (Figs. 340 and 341).

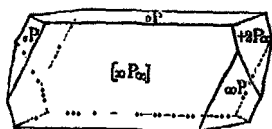


FIG. 339.

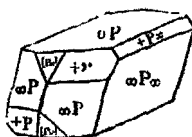


FIG. 340

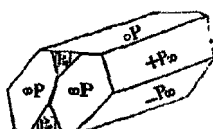


FIG. 341.

The most important *Hemihedral* form of this system is that formed by the occurrence of only two faces of the clinodiagonal dome. Dextro-tartaric acid not unfrequently crystallizes in the simple form Fig. 342. More usually, however, the 4 angles at the front are replaced by a dome (Fig. 343), whilst in the case of the levro-tartaric acid the four angles at the back are similarly replaced, as shown in Fig. 344.

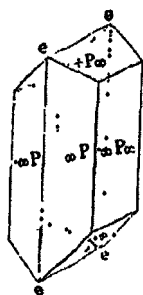


FIG. 342.

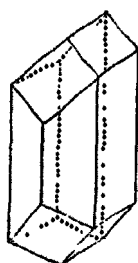


FIG. 343.



FIG. 344.

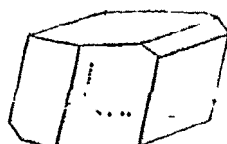


FIG. 345.

It is a singular fact that hemihedral forms of this kind generally occur in the case of bodies which are optically active, that is which possess the power of deviating the plane of polarization. They are accordingly found (Fig. 345) in the case of cane-sugar, which also possesses this optical property.

VI. THE TRICLINIC OR ASYMMETRIC SYSTEM.

463 The axis (*c*) in whose direction the crystal is chiefly developed is taken to be the primary in this system. The other two secondary axes are termed (*a*) the *brachydiagonal*, and (*b*) the *macrodiagonal*. These two latter are supposed to lie in a horizontal plane. Five values have to be given in order completely to determine a triclinic form, viz. $a : b : c$, the length of the two secondary axes as referred to the other axis as unit, and the three acute angles (α, β, γ) which they form with each other.

The possible forms belonging to this system correspond closely with the forms of the rhombic system. In addition to the faces *P* of the fundamental pyramid, the following faces of a secondary pyramid occur, $mP, \check{P}n, \check{P}n, m\check{P}n, m\check{P}n$, together with the surfaces of the prisms, $\infty P, \infty \check{P}n, \infty \check{P}n$. Then we have the domes, $\infty \check{P} \infty, m\check{P} \infty, m\check{P} \infty$, and the basal end-faces, $0P, \infty \check{P} \infty, \infty P \infty$.

The fundamental form contains eight faces. It may be considered to be made up of four independent pyramids, and each prism or doma of two independent forms. These forms having similar and parallel faces are represented by accentuated letters. Thus P' represents a face of the fundamental form, which occurs in the upper front of the crystal to the right, whereas the similar and parallel face P is one which occurs in the

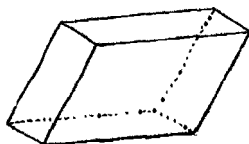


FIG. 346.

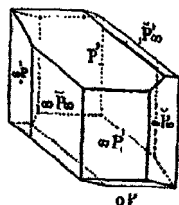


FIG. 347.

lower part of the crystal to the left. Thus the symbol $\infty P'$ indicates the two faces of the prism ∞P , one of which occurs above to the left; $m\check{P} \infty$ denotes the faces of a brachydiagonal dome which lie above to the right and below to the left.

The direction in which crystals belonging to the triclinic system are placed is a purely conventional one. Thus Fig. 346

may in the first place be regarded as a combination of the forms $\alpha\bar{P}\infty$, $\alpha\bar{P}\alpha$, $0P$; or secondly as $\alpha'P$, $\alpha P'$, $0P$; whilst if the upper face be supposed to be that of one of the four component pyramids, the crystal may lastly be represented by the symbols $\alpha'P$, $\alpha P'$, and $0P$.

The following figures exhibit some commonly occurring triclinic forms:—

Copper sulphate, $\text{CuSO}_4 + 5\text{H}_2\text{O}$, Fig. 347. Calcium thio-sulphate, Fig. 348. Albite, Figs. 349 and 350.

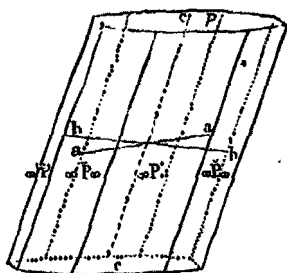


FIG. 348.

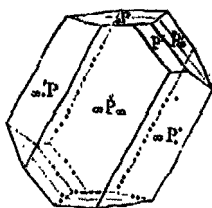


FIG. 349.

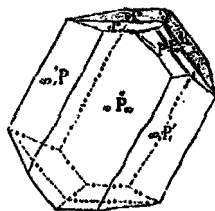


FIG. 350.

Other common substances crystallizing in this system are axinite, boric acid, cupric selenate, manganese sulphate, potassium anhydrochromate, and sodium succinate.

ISOMORPHISM.

464 In his celebrated system of classifying minerals devised in 1801, Haüy propounded the principle that a difference in the primary form of two crystals invariably indicates a difference of chemical composition. It was however soon found that his principle could not be applied in all its generality, for Leblanc had shown so long ago as 1787 that crystals of an identical form could be obtained from solutions containing sulphate of copper and sulphate of iron mixed in very different proportions. He likewise states that crystals of alum, a sulphate of aluminium and potassium, may frequently be found to contain a considerable quantity of iron, although no alteration in the crystalline form can be noticed. Vauquelin, too, showed in 1797 that common potash alum may contain large quantities of

ammonia, and yet the crystalline form of the substance does not undergo any change. It was also well known that many minerals which are identical in crystalline form may possess a very different chemical composition. Thus in certain specimens of red silver ore, arsenic is present as an essential constituent, whilst in others antimony takes its place. In like manner, the common garnet, crystallizing in the regular system, sometimes contains much iron and little aluminium, and sometimes large quantities of aluminium and little iron. Berthollet considered facts like these to be in accordance with his view, that the elements do not combine in definite proportions. But Proust explained them by supposing that we have here to deal not with chemical compounds but rather with mechanical mixtures.

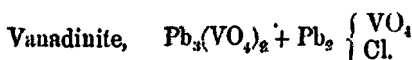
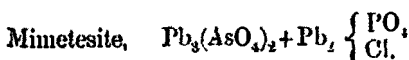
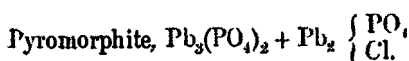
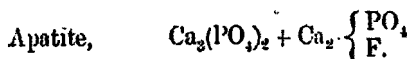
In the year 1816 Gay-Lussac made the remarkable observation that when a crystal of common potash alum is hung up in a saturated solution of ammonia alum it grows exactly as if it had been placed in the solution from which it was originally obtained. From this fact he drew the conclusion that the molecules of these two alums possess the same form. Later on, in 1819, Beudant noticed that if solutions containing two of the following salts, sulphate of zinc, sulphate of iron, or sulphate of copper, be crystallized, the crystals which are deposited always possess the form of one of these salts, although they contain a considerable quantity of the other salt, which, when crystallized by itself, possesses a totally different form.

In order to explain these and similar well-recognised facts, Haüy threw out the notion that certain bodies possess the power of crystallization to such a degree, that even when present in small quantities they compel other bodies to adopt their crystalline form.

Clear light was thrown on this subject by the researches of Mitscherlich, the results of which were communicated to the Berlin Academy in 1819. Mitscherlich showed that the compounds of various elements possessing a similar constitution have also identical crystalline form, as ascertained by the measurement of their angles. The first substances examined by Mitscherlich were the arsenates and phosphates of soda, potash, and ammonia. He showed that the crystals of the phosphate and arsenate of the same metal not only contain the same quantity of water of crystallization, and crystallize in the same form, but that when the two salts are mixed in varying

quantities, the crystals which such a solution deposits are of the same form as those obtained from solutions of the pure salts, whilst the proportion of each ingredient found in the crystal deposited from the mixed solution varies according to the proportions in which the ingredients were mixed. Hence Mitscherlich concluded that analogous elements or groups of elements can replace one another in compounds without any alteration of crystalline form. Such substances are said to be *isomorphous* (*ἰσός*, equal to, *μορφή*, shape). A large number of other compounds were shown by Mitscherlich to conform to the above law. Subsequent investigations have, however, proved that the angles of isomorphous crystals are not absolutely identical, but that each substance differs slightly from the other in this respect. When several of such substances are crystallized from solution together, the angles of the crystal deposited are the mean of those of the pure substances.

465 The following minerals serve as an excellent illustration of the law of Isomorphism:—



The isomorphous chemical elements in these minerals are:—

(1) phosphorus, arsenic, vanadium. (2) calcium and lead. (3) chlorine and fluorine.

They all crystallize in hexagonal prisms, seen in Figs. 351 to 354, derived from the fundamental form P. The values of the terminal solid angle α , the lateral solid angle β , and the length of the primary axis (c), that of the secondary axes being taken as the unit, are found to be:—

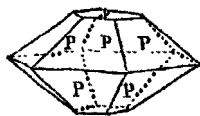


FIG. 351.

	$c.$	$a.$	$\beta.$
Apatite . . .	0.7321	142° 20'	80° 25'
Pyromorphite . .	0.7362	142° 15'	80° 44'
Mimetesite . . .	0.7392	142° 70'	80° 58'
Vanadinite . . .	0.7270	142° 30'	80° 0'

Not unfrequently both chlorine and fluorine occur in the same specimen of apatite; and phosphorus and arsenic, not unfrequently, replace one another in pyromorphite.

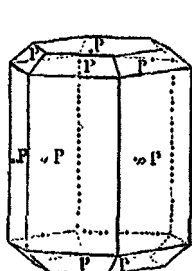


FIG. 352

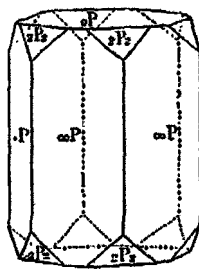


FIG. 353.

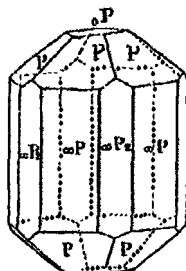


FIG. 354.

466 Another well-marked case, is that of the rhombohedral carbonates of the magnesian class of metals, calcium, magnesium, iron, zinc, and manganese. These minerals all crystallize in similar rhombohedra, and the several metals can replace one another in varying proportions without any change of form occurring. It has, however, been observed that the angles of the different rhombohedra are not exactly equal, but that the different members of the series vary in this respect by one or two degrees; thus:—

	Angle on terminl. edge.
Calcium carbonate, or calc-spar,	CaCO_3 . . 105° 5'
Calcium magnesium carbonate, or dolomite, $(\text{CaMg})\text{CO}_3$	106° 15'
Magnesium carbonate, or magnesite,	MgCO_3 . . 107° 25'
Ferrous carbonate, or spathic iron ore,	FeCO . . 107° 0'
Zinc carbonate, or calamine,	ZnCO . . 107° 40'
Manganese carbonate, or diallogite,	MgCO_3 . . 106° 5'

This difference may probably be explained by the facts, that crystals do not expand uniformly in all directions when heated, and that the co-efficients of expansion of the different constituents are different.

The replacement in minerals of varying and inconstant

proportions of the different isomorphous compounds is well illustrated by the following percentage analysis of Spathic Iron ore:—

Ferrous oxide,	FeO	45.55
Manganous oxide,	MnO	12.50
Lime,	CaO	1.57
Magnesia,	MgO	1.80
Carbonic acid,	CO ₂	38.58
		100.00

If we now divide the percentage of oxide by its combining weight thus $\frac{45.55}{72}$ for ferrous oxide, etc., etc., we obtain the following numbers as respecting the proportion between the number of atoms of the several constituents present:—

FeO = 0.6327, MnO = 0.1761, CaO = 0.0280, MgO = 0.451, or summing these we have 0.8819. This is, however, very nearly the proportion which must be present in order to unite with $\frac{38.58}{44} = 0.8771$ atoms of CO₂, the difference being owing to errors of experiment. In other words the number of molecules of the basic magnesian oxides present is the same as that of the carbon dioxide; hence the formula for this spathic iron ore is (Fe, Mn, Ca, Mg)CO₂, signifying that the relative quantities of the metals in question present are indeterminate, but as such in the aggregate as are needed to combine with CO₂. Hence we have the following as the composition of the mineral:—

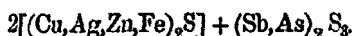
Ferrous carbonate,	FeCO ₃	73.39
Manganese carbonate,	MnCO ₃	20.24
Calcium carbonate,	CaCO ₃	2.80
Magnesium carbonate,	MgCO ₃	3.95
		100.38

467 Fahl-ores offer another striking example of isomorphism. The simple formula for this mineral is 2Cu₂S + Sb₂S₃, but usually part of the copper is replaced by iron, zinc, silver or mercury, and some of the antimony by arsenic. This is seen by the following analysis:—

Sulphur, S . .	25.48 ÷ 31.98 =	0.796	} 0.300
Antimony, Sb . .	17.76 ÷ 122.0 =	0.146	
Arsenic, As . .	11.55 ÷ 74.9 =	0.154	
Copper, Cu . .	30.73 ÷ 63.0 =	0.488	} 0.649
Iron, Fe . .	1.42 ÷ 55.9 =	0.023	
Zinc, Zn . .	2.53 ÷ 64.9 =	0.339	
Silver, Ag . .	10.53 ÷ 107.66 =	0.099	

100.00

If the several percentage weights be divided by the corresponding atomic weights, and if the resulting quotients of the isomorphous constituents be added together, the relation between these quotients will be found to correspond closely with the 5 : 2 : 4, or the formula of the Fahl-ore is—



DIMORPHISM AND TRIMORPHISM.

468 Even before Haily started the idea that bodies which possess an identical chemical composition crystallize in the same form, Vauquelin had noticed that titanitic acid occurs as rutile and anatase, two minerals possessing distinct crystalline forms. In like manner, Klaproth pointed out that hexagonal calcspar is the same chemical compound as rhombic arragonite. These exceptions to Haily's law were then explained by the presence in the compound, of some impurity which has the power of altering the crystalline form. Thus, arragonite was found to contain small quantities of strontium carbonate, a mineral which is found crystallized in the same form, and this small proportion was supposed to exert so powerful an action as to compel the calcium carbonate to assume a rhombic form.

In 1821, Mitscherlich proved that this property of one and the same substance crystallizing in two distinct forms is common to many bodies both elementary and compound, and he termed such bodies *Dimorphous*.

Other substances, again, are capable of existing in *three* distinct crystalline forms. These Mitscherlich termed *Trimorphous* substances. If, lastly, two substances exhibit a double isomorphism, they are said to be *Isodimorphous*. The trioxides of

arsenic and antimony serve as a striking example of isodimorphism. For a long time these compounds were only known to occur in two forms which were not isomorphous, and this was the more remarkable as their elementary constituents exhibited such a close analogy. It was afterwards found that arsenic trioxide, As_2O_3 , which usually crystallizes in regular octohedrons, is occasionally met with in rhombic crystals, exactly identical in form with that in which the antimony trioxide, Sb_2O_3 , commonly occurs in nature. A mineral consisting of this latter oxide, and called senarmonite, was next discovered. In this the crystals are octohedral, so that the isodimorphism of these substances is now completely proved, especially since it has been found possible to produce the octohedral crystals of antimony trioxide artificially.

Dimorphous and trimorphous bodies are not only distinguished by their difference in crystalline form. The other physical properties, such as specific gravity, hardness, refractive power, &c., are all different. One of the best examples of a trimorphous compound is titanium dioxide, TiO_2 . The commonest form of this compound is rutile. This mineral crystallizes in the quadratic system with the combinations $P, \infty P, P \infty$ and $\infty P \infty$; the relations of the axes are $a:b = 1:0.6442$; its specific gravity is 4.2494. The second form of titanium dioxide is anatase, Fig. 355; it likewise crystallizes in the quadratic system, but the relation of the axes is in this case quite different from that in the case of rutile, viz. $a:b = 1:1.777$. Anatase crystallizes as a rule in the fundamental form P . The specific gravity of anatase is 3.826. The third form is brookite; it crystallizes in flat rhombic prisms and possesses a spec. gravity of 4.22.

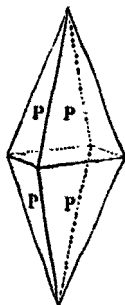


FIG. 355.

THERMIC AND OPTICAL RELATIONS OF CRYSTALS.

469 Crystals which belong to the regular system being equally developed in all directions expand when heated equally in every direction. On the other hand, crystals belonging to the hexagonal and quadratic expand differently in the directions of the primary and of the secondary axes. This is clearly seen in the

following table, which gives the coefficients of expansion of substances crystallizing in these two systems.¹

	Primary axis.	Secondary axis.
<i>Quadratic System.</i> —Tinstone	0·0004860	0·0004526
Zircon	0·0006264	0·0011054
<i>Hexagonal System.</i> —Quartz	0·0008073	0·0015147
Tourmaline	0·0009369	0·0007732

Crystals belonging to the other systems possess co-efficients of expansion which differ for each of the three directions of the axes. Hence whilst the angles of substances crystallizing in the regular system remain constant under change of temperature, those of crystals belonging to the other systems undergo small deviations with alteration of temperature.

The same relation is exhibited by crystals with regard to the conduction of heat as holds good in the case of expansion. The conducting power of crystals of the regular system is the same in all directions. Those belonging to the quadratic and hexagonal systems conduct equally in two directions, and unequally in the third, whilst crystals belonging to the other systems conduct differently in every direction. This difference in the conducting power of crystals can be well shown by covering a face of the crystal with a thin coating of wax, allowing the wax to solidify and then bringing the point of a hot needle or other pointed hot body against the wax coating. If the crystal conduct equally, the wax will melt in a circle of which the hot point is the centre. If the conduction be unequal, the melted wax will be seen to assume an oval form.

Pyro-electric Action of Crystals.—Certain hemimorphous,² or tetrahedral crystalline forms, when heated exhibit a peculiar development of electricity, one end of the crystal, or fragment of crystal, becoming negatively electrified, whilst the other end exhibits positive electricity. Amongst these crystals tourmaline exhibits these properties in a very high degree. Boracite, cane-sugar, topaz, and silicate of zinc, are crystals which exhibit pyro-electrical reactions.

470 Optical Properties of Crystals.—The relations of crystals to light are of great importance as enabling us to determine crystalline forms in cases in which the usual methods either give

¹ *Pfaff, Pogg. Ann.* civ. 171.

² By this term is meant crystals exhibiting dissimilar modifications on each end of the crystal.

uncertain results or fail entirely. Transparent crystals belonging to the regular system exert no peculiar action on a ray of light; they behave in this respect like glass or any other amorphous substance. The incident ray gives rise to one refracted ray, and crystal possesses one refractive index.¹

Crystals belonging to the hexagonal and quadratic systems are *doubly refractive*. Each incident ray separates into two refracted rays, one being bent more out of its course than the other. This phenomenon of double refraction is, however, only observed when the incident ray falls on the crystal in such a direction as to make an angle with the primary axis. If the ray pass into the crystal parallel to this axis no double refraction is observed. Crystals belonging to the hexagonal and quadratic systems are accordingly called *uniaxial* crystals, whilst those of the rhombic and the inclined systems are termed *biaxial* crystals, because they possess two directions in which the ray of light may fall without producing the effect of double refraction.

Polarization by Absorption in Crystalline Media.—Doubly refracting crystals, especially tourmaline, have the power of only allowing rays of light to pass through them when those rays are polarized in a given direction with regard to their optic axes. Thus, if a ray be allowed to pass through a plate of tourmaline cut with its faces parallel to the optic axis (the axis *c* of the hexagonal system), it will refract doubly, but the ordinary ray will be completely absorbed and only the extraordinary ray will pass through. This plane is polarized in a plane perpendicular to the axis of the crystal, and so that a second plate of tourmaline cut in a similar way and placed with its axis in a direction



FIG. 356.

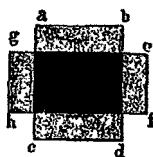


FIG. 357.

at right angles to that of the first will not allow any light to pass, as in Fig. 357, though when the two axes are placed parallel

¹ Cases have indeed been observed by Brewster in which a crystal belonging to the cubic system exhibits double refraction, but this is due to unequal tension in the mass of the crystal and resembles the case of double refraction by unequally-heated or compressed glass.

to each other the polarized ray will be transmitted by both crystals, as in Fig. 356. The first crystal used to polarize the ray is termed the *polarizer*, whilst the second, used to examine the direction of the polarization, &c., is termed the *analyzer*.

The property of *circular polarization* is possessed not only by crystals but also by many organic liquids such as solution of sugar, tartaric acid, and many essential oils. In these substances the plane of polarization is rotated sometimes to the right, sometimes to the left hand. The *specific rotatory power* of any substance is the angle of rotation which a substance, in a column of the unit of length and of density, imparts to the rays a particular colour termed the *sensitive tint*.

By Act of Parliament (27 and 28 Vict. cap. 117, 29th July, 1864) the use of the Metrical System of Weights and Measures is rendered legal.
The weight of the Kilogram is settled by this Act to be equal to 15432·348 English grains.

COMPARISON OF THE METRICAL WITH THE COMMON MEASURES. BY DR. WARREN DE LA RUE.

MEASURES OF LENGTH.					
	In English Inches.	In English Feet = 12 Inches.	In English Yards = 3 Feet.	In English Fathoms = 6 Feet.	In English Miles = 1,760 Yards.
Millimeter	0·03937	0·0032809	0·0010936	0·0005468	0·0000006
Centimeter	0·39371	0·0328090	0·0109363	0·0054682	0·0000062
Decimeter	3·93708	0·3280899	0·1093633	0·0546816	0·0000621
Meter	39·37079	3·2808992	1·0936331	0·5468165	0·0006214
Decameter	393·70790	32·8089920	10·9363310	5·4681655	0·0062138
Hectometer	3937·07900	328·0899200	109·3633100	54·6816550	0·0621382
Kilometer	39370·79000	3280·8992000	1093·6331000	546·8165500	0·6213824
Myriometer	393707·90000	32808·9920000	10936·3310000	5468·1655000	6·2138244
1 Inch = 2·539954 Centimeters.			1 Yard = 0·91438348 Meter.		
1 Foot = 3·0479449 Decimeters.			1 Mile = 1·6093149 Kilometer.		
MEASURES OF SURFACE.					
	In English Square Feet.	In English Square Yards = 9 Square Feet.	In English Poles = 27·25 Square Feet.	In English Roods = 10,890 Square Feet.	In English Acres = 43,560 Square Feet.
Centiare or square meter	10·7642998	1·1960383	0·0395383	0·000988457	0·0002471148
Are or 100 square meters	1076·4299342	119·6038260	3·9538290	0·098845724	0·0247114810
Hectare or 10,000 square meters	107642·9934183	11960·3326020	395·3828959	9·884572398	2·4711430996
1 Square Inch = 6·4513669 Square Centimeters.		1 Square Yard = 0·83609715 Square Meter or Centiare.			
1 Square Foot = 9·2903040 Square Decimeters.		1 Acre = 0·404671021 Hectare.			

MEASURES OF CAPACITY.

	In Cubic Inches.	In Cubic Feet = 1,728 Cubic Inches.	In Pints = 34·65923 Cubic Inches.	In Gallons = 8 Pints = 377·27384 Cubic Inches.	In Bushels = 8 Gallons = 2718 19075 Cubic Inches.
Milliliter, or cubic centimeter	0·061027	0·0000353	0·001761	0·00022010	0·000027512
Centiliter, or 10 cubic centimeters	0·610271	0·0003532	0·017608	0·00220097	0·000275121
Deciliter, or 100 cubic centimeters	6·102705	0·0035317	0·176077	0·02200967	0·002751208
Liter, or cubic decimeter	61·027052	0·0353166	1·760773	0·22009668	0·027512086
Decaliter, or centistere	610·270515	0·3531658	17·607734	2·20096677	0·275120846
Hectoliter, or decistere	6102·705152	3·5316581	176·077341	22·00966767	2·751208459
Kiloliter, or stera, or cubic meter	61027·051519	35·3165807	1760·773414	220·09667675	27·512084594
Myrioliter, or decastere	610270·515194	353·1658074	17607·734140	2200·96676750	275·120845937

1 Cubic Inch = 16·3861759 Cubic Centimeters.

1 Cubic Foot = 28·3153119 Cubic Decimeters.

1 Gallon = 4·543457969 Liters.

MEASURES OF WEIGHT.

	In English Grains.	In Troy Ounces = 480 Grains.	In Avoirdupois Lbs. = 7,000 Grains.	In Cwts. = 112 Lbs. = 784,000 Grains.	Tons = 20 Cwt. = 15,680,000 Grains.
Milligram	0·015432	0·000032	0·0000022	0·00000002	0·000000001
Centigram	0·154323	0·000322	0·0000220	0·00000020	0·000000010
Decigram	1·543235	0·003215	0·0002205	0·00000197	0·000000098
Gram	15·432349	0·032151	0·0022046	0·00001968	0·000000984
Decagram	154·323488	0·321507	0·0220462	0·00019684	0·000009842
Hectogram	1543·234880	3·215073	0·2204621	0·00196841	0·000098421
Kilogram	15432·348800	32·150727	2·2046213	0·01968412	0·000984206
Myriogram	154323·488000	321·507267	22·0462126	0·19684113	0·009842059

1 Grain = 0·064798950 Gram.

1 Troy oz. = 31·103496 Gram.

1 Lb. Avd. = 0·45359265 Kilog.

1 Cwt. = 50·80237689 Kilog.

INDEX.

INDEX.

A.

- AACHEN**, hot springs at, 248
Abnormal vapour densities, 97
Absorptiometer, Bunsen's, 237
Absorption of hydrogen by metals, 105; of gases by water, 236
Absorptive power of charcoal, 594
Acetic acid, boiling point of, 77
Acetylene, 614
Acids, nomenclature of, 91, 93; nature and properties of, 193; their poisonous action, 495; arsenic, 529; atmospheric carbonic, 449; boric, 542, 548; carbonic, 41; chloric, 272; cyanic, 670; cyanuric, 671; dithionie, 350; graphitic, 640; hydriodic, 158; hydrobromic, 148; hydrochloric, 124, 130, 139; hydrocyanic, 659; hydrofluoric, 167; hydropersulphocyanic, 674; hydrosulphurous, 314; hypobromous, 278; hypochlorous, 285; hyponitrous, 420; hypophosphorous, 487; hypsulphurous, 314; iodic, 280; metaboric, 552; metaphosphoric, 500; metasilicic, 572; muriatic, 133; nitric, 399; nitrosulphonic, 432; nitrous, 423; nitroxypyrosulphuric, 434; orthoboric, 548; orthophosphoric, 496; orthosilicic, 570; oxythiocarbamic, 653; pentathionic, 353; perbromic, 280; perchloric, 274; periodic, 283; perthiocyanic, 674; phosphoric, 494; sulphurous, 489; pyroboric, 552; pyrophosphotriamic, 514; propionic, 77; prussic, 656; pyrophosphoric, 503; selenic, 363; selenious, 362; silicic, 570; sulphocyanic, 672; sulpho-nitro, 431; sulphuric, 303; sulphurous, 312; silico-fluoric, 564; tetrathionic, 353; thiocarbamic, 654; thiocyanic, 672; thiocarbonic, 644; thiophosphoric, 511; thiosulphuric, 348; trithionic, 352.
- Acid-forming oxides**, 193
Action, chemical, 45
Adamantine boron, 542
After-damp, 609
Agate, 568, 570
Agate knife-edge for balances, 58
Agricola, his treatise on metallurgy, 8
Air, researches of Priestley and Cavendish, 16, 18; composite nature of, 42, 47, 48, 244; elements in the, 53, 55, 171; pressure of, 75; former and present use of the term, 434; analysis of, by weight, 442; analysis of, by volume, 445, (and see Atmosphere).
- Albertus Magnus**, 6, 516
Albite, crystals of, 739
Albright and Wilson, their phosphorus works near Birmingham, 462
Alchemists, names and symbols of planets applied to metals by, 88; their knowledge of hydrochloric and nitric acids, and arsenic, 124, 400, 516
Alcohol, boiling-point of, 77
Aldelyde, 202
Alkalis, 194; Black's researches on, 15
Alkaline waters, 248
Allen and Pepys, nature of the diamond, 578
Allotropic modifications of matter, 56
Alum, 234; crystals of, 717
Aluminium, atomic weight of, 52; in the earth's crust, 55
Ammelke, 677
Ammonia, 377; known to early alchemists, 378; preparation and properties of, 379, 80; liquefaction of, 383; composition of, 388; detection and estimation of, 393; hydroxylamine, or oxy-ammonia, 394; in air and rain-water, 453, 455
Ammoniacal liquor, 684
Ammonio chloride of boron, 546

- Amorphous boron, 542
 Amorphous carbon, 588
 Amorphous phosphorus, 469
 Amorphous silica, 568
 Amygdallin, 668
 Analcime, crystals of, 718
 Analysis and synthesis, 59, 66, 72
 Analyses, of charcoal, 592; of coal, 596, 599; of coke, 589; of fire-damp, 609; of granite rocks, 55; of water, 254, 255
 Analysis, spectrum (*see* Spectrum Analysis).
 Analytical chemistry, 60
 Andreef, nitrous oxide, 418
 Andrews, continuity of gaseous and liquid states, 79; properties of hydrogen, 104; heat of combustion, 189, 190, 192; ozone, 195, 196, 198, 199, 201; arsenic, 518; "critical point" of carbon dioxide, 683
 Angles of crystals, 707
 Aniline, boiling point of, 77; a test for nitric acid, 411
 Aniline colours, 393
 Animal charcoal, 592
 Animal tissues, 459
 Anthracite coal, 597
 Antimony, investigations of Basil Valentine, 7; atomic weight of, 52
 Antiphlogistic theory, 26, 30, 31
 Ant-ozone, 202
 Apatite, 459, 725; 741
 Apollinaris water, 248
 Aqua-fortis, 399
 Aqua-regia, 124, 412
 Aqueous hydrochloric acid, 139
 Aqueous vapour, 453 (*see* Steam)
 Aquinas, Thomas, 6
 Arabians, their early study of chemistry, 4
 Aristotle's doctrine of the four elements, 3, 10; yellow and red sulphides of arsenic, 516
 Armstrong, water analysis, 253; carbonyl sulphide, 645
 Arsenic, history of its discovery, natural sources, 516; preparation, 517; properties, 518; its detection in cases of poisoning, 534; atomic weight, 52
 Arsenic and bromine, 522
 Arsenic and chlorine, 521
 Arsenic and fluorine, 523
 Arsenic and hydrogen, 519
 Arsenic and iodine, 523
 Arsenic and phosphorus, 534
 Arsenic and selenium, 534
 Arsenic and sulphur, 531
 Arsenic disulphide, 531
 Arsenic pentasulphide, 533
 Arsenic pentoxide, 528
 Arsenic phosphide, 534
 Arsenic tribromide, 522
 Arsenic trichloride, 521
 Arsenic trifluoride, 523
 Arsenic tri-iodide, 523
 Arsenic trioxide, 524
 Arsenic trisulphide, 532
 Arsenious acid, 524, 527
 Artificial growth of crystals, 712
 Asymmetric system of crystallography, 738
 Atacamite, 111
 Atlantic Ocean, water of the, 257, 258
 Atmolysis, 85
 Atmosphere, the, 434; its pressure, 435; invention of the barometer, 436; height of the atmosphere, 437; its temperature, density, and composition, 439; gravimetric and volumetric analyses of air, 441, 443; its constitution, 447; atmospheric carbonic acid, 449; town, country, mountain, and sea air, 440, 446, 449, 450; moisture, ammonia, ozone, and nitric acid in air, 452, 453; organic matter, 455; ventilation, 456
 Atmospheric ozone, 199
 Atom, definition of, 71, 80
 Atomic theory discovered by Dalton, 33, 35, 36, 65
 Atomic weights of elementary bodies, 52
 Atomic value of elements, 98
 Austin, ammonia, 379
 Averami, combustion of the diamond, 578
 Avogadro, densities and molecules of gases, 38, 70
 Axinite, crystals of, 739
- B.
- BABO, arsenic, 537
 Bacon, Roger, 6
 Baden-Baden, hot springs at, 248, 249
 Bala Lake, water of, 251
 Balance, the, 56
 Balard, bromine discovered by, 142
 Balloons, 110
 Balmain, boron nitride, 554
 Barium, atomic weight of, 52
 Barium formate, crystals of, 734
 Barometer first so named by Boyle, 436
 Barou, on borax, 542
 Basic oxides, 193
 Bath, hot springs at, 248
 Baumé, combustion of diamonds, 578
 Baumert, ozone, 195
 Baumhauer, specific gravity of diamond, 580
 Bayen, his chemical researches, 26
 Becher, J. J., his chemical researches, 12; silica, 555; olifant gas, 611

- Bechi, analysis of rain-water, 456
 Becquerel, ozone, 195
 Benzene, boiling point of, 77
 Bergmann, his chemical researches, 31 ;
 silica, 569 ; the diamond, 577 ;
 carbon dioxide, 623
 Bernoulli, kinetic theory of gases, 80
 Bertholot, meteoric graphite, 585 ;
 marsh gas, 610 ; acetylene, 614 ;
 graphitic acid, 641 ; hydrocyanic acid,
 662
 Berthold, arsenic, 528
 Berthollet's chemical researches, 32 ;
 chlorine gas, 110 ; bleaching power
 of chlorine monoxide, 203 ; chloric
 acid, 272 ; hydrogen persulphide,
 300 ; sulphurous acid, 315 ; am-
 monia, 379 ; marsh gas, 607 ;
 Prussic acid, 655 ; cyanogen chlor-
 ide, 667
 Beryl, crystals of, 723
 Beryllium, atomic weight of, 52
 Berzelius, his chemical researches, 37,
 39 ; synthesis of water, 212 ; selo-
 nium, 354 ; tellurium, 366 ; phos-
 phorus and sulphur, 609 ; boron,
 546, 547, 554 ; silicon, 556, 559 ;
 olefant gas, 612 ; carbon dioxide,
 625 ; thioeyanic acid, 672
 Besanez, ozone, 200
 Beudant, crystallography, 740
 Blauht, apparatus for liquefaction of
 carbon dioxide, 631
 Bitter-almond water, 663
 Bituminous coal, 597, 599, 600, 693
 Bismuth, atomic weight of, 52
 Binret, 652
 Black, Joseph, his chemical researches,
 14, 27 ; carbonic acid gas, 41 ; silica,
 569 ; carbon dioxide, 623
 Black-lead pencils, 577, 583, 586, and
 crucibles, 587
 Bleaching, 114, 120, 310
 Bleaching powder, 114, 176
 Blochman, luminosity of flame, 188
 Blood-charcoal, 593
 Blow-pipe, oxyhydrogen, 220
 Bloxam, hydrogen arsenide, 519
 Boart, or rough diamonds, 583
 Bohemia, manufacture of fuming sul-
 phuric acid in, 343
 Boiling-points of liquids, 77 ; of water,
 231 ; of sulphur, 292 ; of chlorides
 of sulphur, 302
 Bones, phosphorus in, 460
 Bone-black, 592
 Bounonian phosphorus, 458
 Boracite, crystals of, 721
 Borates, 563
 Borax, 542
 Boric acid, 548, 739
 Borocalcite, 551
 Boron, 541 ; amorphous and crystal-
 lized, 542 ; preparation, 542, 543 ;
 manufacture of boric acid, 548 ;
 atomic weight of, 52
 Boron and chlorine, 544
 Boron and fluorine, 546
 Boron and sulphur, 554
 Boron and nitrogen, 564
 Borrowdale, graphite mines at, 588
 Böttger, ozone, 200
 Boussingault, freezing point of water,
 227 ; rain-water of Paris, 247 ;
 analyses of air, 441
 Boyle, Hon. Robert, his chemical re-
 searches, 10, 24 ; law of the expan-
 sion of gases, 75 ; sal-ammoniac,
 378 ; atmospheric pressure, 438 ;
 phosphorus, 458
 Brand, the alchemist, phosphorus dis-
 covered by, 467
 Brandau, chlorine trioxide, 269
 Brandes and Finkhaber, boric acid,
 551
 Brandt, arsenic, 516
 Brazilian diamonds, 579, 583
 Brewster, optical properties of crystals,
 747
 Brisson, combustion of diamonds, 578
 Brodie, ozone, 198, 202 ; graphite and
 graphitic acid, 537, 640, 641
 Bromic acid, 279
 Bromides, application of the term,
 90
 Bromides, chemical combinations of,
 60, 62
 Bromides, of nitrogen, 398 ; of selo-
 nium, 363 ; of sulphuric acid, 345
 Bromine, 142 ; preparation of, 143 ;
 properties, 145 ; bromine and water,
 145 ; bromine and hydrogen, 146 ;
 the bromides, 149 ; detection and
 estimation of, 150 ; atomic weight,
 52 ; boiling point, 77 ; combustion
 in, 192
 Bromine and arsenic, 522
 Bromine and iodine, 164
 Bromine and oxygen, 278
 Bromine and phosphorus, 484
 Bromine and selenium, 359
 Bromine and silicon, 562
 Bromine and sulphur, 304
 Bromine and tellurium, 369
 Bromine gas, ult volume of, 69
 Brucino, a test for nitric acid, 411
 Brunner, analyses of air, 440
 Buchanan, sea-water ice, 229
 Buff, silicon, 561 ; carbon dioxide,
 635
 Bunsen, analyses of granitic rocks,
 55 ; iodine monochloride, 163 ;
 temperature of flame, 184 ; eudi-
 ometric synthesis of water, 207 ; de-
 tonation of oxygen and hydrogen,
 220 ; melting point of paraffin,
 227 ; specific gravity of ice, 228 ;
 absorption of gases by liquids, 238 ;

- his absorptiometer, 238; geisers of Iceland, 247; mineral waters of Dürkheim and Baden-Baden, 249; general volumetric method, 312; nitrogen, 377; liquid ammonia, 381; iodide of nitrogen, 398; analyses of air, 441, 443, 444; arsenic, 527; urea, 651; gasometric analysis, 700
- Bunsen and Roscoe, alleged allotropic condition of chlorine, 120
- Bussy, arsenic, 626
- Butter, early application of the term, 88
- Butyric acid, boiling-point of, 77
- Buxton, hot springs at, 248
- Byzantine writers on alchemy, 6
- C.
- CADET, combustion of diamonds, 578
- Cadmium, atomic weight of, 52; boiling-point of, 77
- Cadmium oxide, 64
- Cadmium sulphide, 64, 65
- Cæsium, 52, 53, 54, 55, 249
- Cagniard de la Tour, continuity of gaseous and liquid states, 79
- Calc-spar, crystals of, 725, 726
- Calcium, atomic weight, 52; in the earth's crust, 55; in meteorites, 56
- Calcium copper, crystals of, 729
- Calcium nitrate, 402
- Calcium phosphate, 459
- Calcium thiosulphate, crystals of, 739
- Calico-printing, 530, 538
- California, borax lake in, 551; black-lead mine, 584
- Calvert and Davies, chlorine peroxide, 270
- Cannel coal, 598, 601, 693
- Cane-sugar crystals, 736, 737
- Caoutchouc balloons, 110
- Cape diamonds, 533
- Capillary attraction of liquids, 68
- Caranget, his hand goniometer, 713
- Carbamic acid, 646
- Carbamide, or urea, 647
- Carbides, application of the term, 90
- Carbon, 576; diamond, 577; anthracite diamond, 581; graphite, 583; amorphous carbon, lampblack, 588; gas carbon, coke, charcoal, 589; animal charcoal, bone black, 592; blood charcoal, 593; absorptive action of charcoal, 595; coal, 596; atomic weight, 52
- Carbon and chlorine, 617
- Carbon in meteorites, 56
- Carbon and hydrogen, 66, 603; fire-damp, 697
- Carbon and nitrogen, 655
- Carbon and oxygen, 66, 618
- Carbon and sulphur, 641
- Carbon monoxide, 618; its poisonous effects, 620
- Carbon dioxide, 622; preparation, 624; properties, 625; liquefaction of, 628; critical point of, 633; solubility of, 635
- Carbon disulphide, 641; preparation, 642; properties, 643; use in arts and manufactures, 643; poisonous effects, 643; boiling point of, 77
- Carbonado, 581
- Carbonate of soda, ammonia employed in producing, 393
- Carbonated waters, 248
- Carbonates, 636
- Carbonic acid, 636; estimation of, 639; boiling point, 77
- Carbonic acid, atmospheric, 449
- Carbonic acid gas, 41, 47, 48, 50, 66, 75
- Carbonic oxide gas, 66
- Carbon oxybromide or carbonyl bromide, 622
- Carbon oxychloride or carbonyl chloride, 621
- Carbon oxysulphide or carbonyl sulphide, 645
- Carbonyldiurea, 653
- Carina, ozone, 201; ammonia in the atmosphere, 454
- Carlisle and Nicholson, decomposition of water, 46
- Carnallite, 111
- Carré, ice made by evaporation of water, 250; freezing machines, 383
- Cavendish, Hon. Henry, his chemical researches, 15, 18; hydrogen gas, 41; water, 202; nitric acid, 400; composition of the atmosphere, 439
- Cerium, atomic weight of, 52
- Ceylon, graphite in, 584
- Chabasite, crystals of, 726
- Chalcedony, 568, 570
- Chalybeate waters, 248
- Chapman, water analysis, 263
- Chaptal, manufacture of sulphuric acid, 320
- Charcoal, 589; preparation of, from wood, 590; properties and chemical composition, 591; analyses of, 592; animal charcoal, 593; uses of charcoal, 593; absorption of gases and effluvia by, 595; charcoal filters, 596; burning, fatal effects of its vapour, 620
- Charles's law of the expansion of gases, 75
- Chemistry, origin of the word, 4
- Chemical action, 45
- Chemical combination and decomposition, 44, 59
- Chemical nomenclature, 87
- Chemical symbols, 71

- Chlorates, 273
 Chloric acid, 272
 Chlorides, application of the term, 90; chemical combination of, 60, 62
 Chloride, 140; detection and estimation of, 141; of nitrogen, 395; danger of experiments with it, 397; formation and properties, 397; of selenium, 362; of sulphuric acid, 345
 Chlorine, 110; preparation, 111; properties, 116; combustions in, 118; alleged allotropic condition of, 120; bleaching power of, 120; hydrate of, 121; aqueous solution of, 122; chlorine and hydrogen; hydrochloric acid, 124; the chlorides, 140; detection and estimation of chlorine, 141; atomic weight of, 52; combustion in, 192; in ice-crystals of sea-water, 229; in water, 254
 Chlorine and arsenic, 521
 Chlorine and boron, 546
 Chlorine and bromine, 151
 Chlorine and carbon, 617
 Chlorine and iodine, 163
 Chlorine and oxygen, 262
 Chlorine and phosphorus, 480
 Chlorine and silicon, 559
 Chlorine and sulphur, 301
 Chlorine and tellurium, 368
 Chlorine trioxide, 269
 Chlorine peroxide, 270
 Chlorine gas, discovered by Scheele, 23; unit volume of, 69, 76
 Chloroform, boiling-point of, 77; chlorine in, 142
 Chlorosulphonic acid, 345
 Chlorous acid, 270
 Chili, iodine, saltpetre, and borax in, 154, 402, 408, 551
 Cholera, produced by impure water, 251
 Choke-damp, 625
 Chromium, atomic weight of, 52
 Clark, Dr., hard and soft water, 250; preparation of hydrocyanic acid, 661
 Claudet, arsenic, 526
 Claudetite, 526
 Claus and Koch, salts of sulpho-nitro acids, 432
 Clausius, kinetic theory of gases, 80
 Cleavage of crystals, 714
 Clogg, preparation of coal-gas, 684
 Clément and Désormes, carbon disulphide, 641
 Clemm, preparation of urea, 648
 Coal, analyses of, 596, 599; plants of the coal formation, anthracite coal, bituminous coals, 597; cannel coal, 598; boghead coal, lignite, jet, earthy brown coal, 598; turf, yield of coal in Great Britain, 602; fire-damp in, 608; destructive distillation of, 695; iodine in, 152
 Coal brasses, spontaneous combustion, 182
 Coal-gas, 379, 633; its manufacture, 685; purification, 689; composition, 692; illuminating power, 697; chemical analysis, 698
 Coal-tar, 634
 Coal-tar colours, 409
 Cobalt, atomic weight of, 52
 Cod-liver oil, iodine in, 152
 Cognet et Fils, their phosphorus works in Lyons, 462
 Coke, properties, uses, and analyses of, 589
 Cold, artificial (*see* Freezing-mixtures and Ice-making machines)
 Collodion balloons, 110
 Colour of diamonds, 582; of water, 223
 Combination, chemical, Dalton's discovery, 33, 44, 45, 59
 Combination in multiple proportions, 67
 Combining volumes, laws of, 69
 Combining weights of elements, 52, 54
 Combustion, Lavoisier's discoveries 27, 29, 31; products of, 47, 48, 51; in oxygen, 178, 190; quick and slow combustion, 191; spontaneous, 182; temperature of ignition, 182; heat of, 189; in chlorine, 192; in bromine and iodine, 192; of diamonds, 577, 581
 Compound bodies, 51
 Compound radicals, 656
 Comte, manufacture of black-lead pencils, 686
 Condensation of gases, 78, 79
 Condensers for preparing coal-gas, 684, 686
 Constant proportions, law of, 63, 65
 Continuity of the gaseous and liquid states of matter, 78
 Contraction and expansion of water, 224, 228
 Copper, atomic weight of, 52; its ancient names, 88
 Copper oxide, 63, 64
 Copper sulphate, crystals of, 739
 Copper sulphide, 64, 65
 Country and town air, 440, 446, 449
 Courtois, iodine discovered by, 37, 151
 Cranbourn meteorite, graphite in the, 641
 Critical point of temperature, its effect on gases and liquids, 79
 Crucibles of graphite, 537
 Cruikshank, carbonic oxide, 618
 Crystallography, 706
 Crystallization, water of, 73, 233
 Crystals, of snow, 228

- Crystallized boron, 542
 Cryophorus, Wollaston's, 229, 230
 Cubic system of crystallography, 716
 Cupric selenate, crystals of, 739
 Cuprous chloride, crystals of, 721
 Cuprous oxide, crystals of, 717
 Cuprum, the ancient name of copper, 88
 Cyanamide, 675
 Cyanic acid, 670
 Cyanides, 664; detection and determination of, 668
 Cyanogen, 656, 657; boiling-point of, 77; detection and determination of, 666
 Cyanogen chloride, gaseous and liquid, 667; solid, 668
 Cyanogen compounds, 655, 667, 679
 Cyanogen gas, or dicyanogen, 658
 Cyanogen bromide, 669; poisonous effects, 669
 Cyanogen iodide, 670
 Cyanogen selenide, 675
 Cyanogen sulphide, 674
 Cyanogens, 656
 Cyanuramide, 676
 Cyanuric acid, 671
- D.
- DALTON, JOHN, his atomic theory, 33, 65; law of gases and vapours, 74, 76; tension of vapours, 78; diffusion of gases, 81; water of crystallization, 234; law of partial pressures, 237, 240; composition of air, 440; olefiant gas, 612; law of solubility of gases, 233; solubility of ammonia in water, 385; decomposition of carbon dioxide, 635
 Darcet, combustion of diamonds, 578
 Davy, Edmund, acetylene or ethine, 614
 Davy, J., boron, 548; silicon, 564; carbon oxychloride, 621
 Davy, Sir Humphrey, his chemical researches, 37; chlorine gas, 111; iodine, 151; fluorine, 165; Davy lamp, 183; nature of flame, 185, 186; detonation of oxygen and hydrogen, 220; tellurium hydride, 367; ammonia, 379; experiments with chloride of nitrogen, 395; inhalation of nitrous oxide, 419; analysis of air, 440; phosphine, 474; phosphorus pentachloride, 482; combustion of diamonds, 578; olefiant gas, 612; cyanogen iodide, 670
 Davy-Knop method of estimating urea, 654
 Deacon H., bleaching powder, 114
 Dead Sea, water of the, 143
 Lebray, arsenic, 528
 Decomposition, chemical, 44, 45: of water, 45; of bodies now known as elementary, 56
 Dea, water of the, 255
 De la Rive, ozono, 195
 Deliquescence of salts, 234
 Densities, abnormal vapour, 97
 Density of water, 234
 Depretz, combustion in oxygen, 190; volume and specific gravity of water, 225
 Dioxide, application of the term, 90
 Deville, absorption of hydrogen by metals, 105; iodine, 155; nitrogen pentoxide, 414; platinum melted by the oxyhydrogen flame, 222; phosphorus, 463; arsenic, 518, 526
 Deville and Troost, density of sulphuric acid, 338
 Dewar, on hydrogenium, 107
 Diamond, 576, 577; its combustibility, 577; diamond-fields, crystallization of diamonds, 579; their value, 582; their use in cutting glass, 583
 Dicyandiamide, 676
 Didymium, atomic weight of, 52
 Diesbach, discovery of Prussian blue, 655
 Diffusion of gases, 68, 81
 Dimorphism, 744
 Dinitroso-sulphonic acid, 431
 Diopase, crystals of, 726
 Dioxide, application of the term, 90
 Dippel, formation of Prussian blue, 655
 Dippel's oil, 592
 Disilicates, 573
 Disinfecting properties of chlorine, 114, 121
 Distillation of water, 242; of coal and wood, 695
 Distorted crystals, 710
 Dithiocyanic acid, 674
 Dithionic acid, 350
 Divers, hyponitrous acid, 420
 Divisibility of matter, 68
 Döbereiner, diffusion of gases, 81; detonation of oxygen and hydrogen, 220; composition of the air, 440
 Don, water of the, 255
 Donkin, W. F., preparation of ammonia, 379
 Draper, allotropic condition of chlorine, 120
 Drummond light, 222
 Dulong, discoveries of, 38; combustion in oxygen, 190; synthesis of water by weight, 212; chloride of nitrogen, 395
 Dumas, synthesis of water by weight, 213, 216; analysis of air, 441; hydrogen arsenide, 520; arsenic trichloride, 522; silicon, 560; carbon dioxide, 627; arsenic trifluoride, 523

- Därkheim, analysis of mineral waters at, 249
 Dyad elements, 96
 Dynamical theory of gases, 80
 Dynamite, silica in the preparation of, 566
- E.
- EARTH, elements in the, 53, 55
 Eau de Javelles, 264
 Edges of crystals, 707
 Efflorescence of salts, 234
 Effluvia absorbed by charcoal, 595
 Effusion of gases, 87
 Egypt, chemistry first practised in, 4
 Electricity, production of, 68; decomposition of water by, 46
 Electrotyping, use of graphite in, 587
 Elements, theories of Aristotle and Paracelsus, 3, 8; discoveries of Boyle, 10; list and atomic weights of, 52; arrangement as metals and non-metals, 53, 54
 Elixir vite, 6, 8
 Emerald green, 541
 Fens, hot springs at, 248
 Epsom, saline springs at, 248; crystals of Epsom salts, 731
 Erbium, atomic weight of, 53
 Erlenmeyer and Bunte, olefiant gas, 612
 Estramadurite, phosphorus in, 459
 Etching on glass by hydrofluoric acid, 171
 Ethane, or ethyl hydride, 611
 Ether, boiling point of, 77
 Ethine or acetylene, 614
 Ethyl chloride, boiling point of, 77
 Euchlorine, 75, 272
 Eudiometer, Cavendish's, 19, 204, 238, 246
 Eudiometric analysis of air, 443, 451; of water, 204
 Evaporation of liquids, 77
 Expansion and contraction of gases, 74, 76; of water, 224, 228
 Explosions, of chlorine trioxide, 269; perchloric acid, 275; sulphuretted hydrogen gas, 297; chloride, bromide, and iodide of nitrogen, 396, 398; phosphine, 476; fire-damp, 608, 609; acetylene, 615; olefiant gas, 613; carbon disulphide, 643; carbonyl sulphide, 646
- F.
- FACES of crystals, 707
 Factitious air, Cavendish on, 18
 Fahl-ore, 721, 743
 Faisst, analyses of charcoal, 592
 Faraday, liquefaction of gas under pressure, 75; evaporation of liquids, 77; fluid chlorine, 117; hydrobromic acid, 148; hydriodic acid, 159; donation of oxygen and hydrogen, 220; regelation of ice, 227; Faraday's tubes, 297; liquid ammonia, 380; chloride of nitrogen, 395; nitrons oxide, 417; carbon dioxide, 628, 633; carbon disulphide, 643
 Favre, heat of combustion, 189, 190, 192
 Feldspar, 735
 Fever produced by impure water, 251
 Filtration of water, 242, 566, 596
 Fire-damp, 86, 596, 607, 609
 Fixed air, 48
 Flame, nature and temperature of, 184, 185; luminosity of, 186; oxyhydrogen, 220
 Flames, musical, 219
 Flint, 568
 Fluorides, application of the term, 90, 171
 Fluorine, 165; fluorine and hydrogen, 167; qualitative detection of, 170; fluorides, 171; atomic weight of, 52
 Fluorine and arsenic, 523
 Fluorine and boron, 546
 Fluorine and phosphorus, 486
 Fluorine and selenium, 360
 Fluorine and silicon, 564
 Fluorine and sulphur, 305
 Fluorine and tellurium, 370
 Fluor-spar, crystals of, 717, 719
 Forchhammer, water of the Atlantic, 257, 258
 Fordos and Gélis, discovery of tetrathionic acid, 353
 Fourcroy, phosphorus, 460
 Fowler's solution, 527
 Fownes, carbon monoxide, 619
 Francis I., experiments on the combustion of the diamond, 578
 Frankland, luminosity of flame, 188; analysis of water, 253; of air, 447; marsh gas, 610; ethane, 611; carbon disulphide, 643
 Freezing of lakes and rivers, 224
 Freezing mixtures, 233
 Frémy, ozone, 195; silicon disulphide, 575
 Fresenius, arsenic, 537
 Fresh and mineral waters, 247
 Friedel and Ladenburg, silicon hydride, 559; chlorhydrosulphate, 575
 Friedrichshall, saline springs at, 248
 Fuchs, arsenic, 533
 Fuming sulphuric acid, its manufacture, 343; properties, 344
- G.
- GAHN, phosphorus, 459
 Galena, crystals of, 717

- Galileo's theory of atmospheric pressures, 435
 Gallium, 52, 55
 Galvanic electricity, water decomposed by, 45
 Gangee, A., phosphorus poisoning, 468
 Garnet, crystals of, 717, 718
 Gases, various kinds of, 41, 42, 47, 51; diffusion of, 68; mechanical properties of, 69, 74, 77; non-condensable, liquefaction and solidification of, 76; continuity of the gaseous states of matter, 78; kinetic theory of, 80; diffusion, 81; solubility, 233; absorption by water, 236; by charcoal, 595; in rain and spring water, 246, 247; in mineral waters and thermal springs, 247
 Gases, ammonia, 379; bromine, 69; carbonic acid, 41-75; carbonic oxide, 66; chlorine, 69, 75, 110; cyanogen, 658; hydrobromic acid, 146; hydrochloric acid, 124; hydrogen, 99; iodine, 69; marsh, 607; nitrogen, 47, 69, 75; nitrous oxide, 75; olefiant, 612; oxygen, 171; phosgene, 621; sulphuretted hydrogen, 296, 298; sulphurous acid, 75
 Gas (see Coal-gas)
 Gas-carbon, 589
 Gas-water, 634
 Gastein, hot springs at, 248
 Gautier, cyanogen chloride, liquid and solid, 668, 669
 Gay-Lussac, his chemical researches, 37; combining volumes of oxygen and hydrogen, 69, 76; densities of gases, 81; chlorine gas, 111; hydrochloric acid, 130; iodine, 151; fluorine, 165; steam, 210; Gay-Lussac's tower, in manufacture of sulphuric acid, 331, 337; dithionic acid, 350; analyses of air, 440; phosphorous trichloride, 480; phosphoric acid, 494; boron, 542, 546; silicon, 584; prussic acid, 656, 660, 662; cyanogen chloride, 667; crystallography, 740
 Geber's researches in chemistry, 5, 7, 24; ammonia, 378; nitric acid, 399; aqua regia, 412; white arsenic, 516; borax, 541; crystallography, 705
 Gehlen, poisoned by hydrogen arsenide, 519
 Geysers of Iceland, 247
 Geissler's apparatus for the estimation of carbonic acid, 639
 Gengembre, phosphine, 474
 Geoffroy, Prussian blue, 655
 Gessner, Conrad, graphite, 677
 Gilbert, analysis of rain-water, 247
 Girardin, arsenic, 526
 Glass-making, 527, 555; soluble glass, 574
 Glauber, his chemical researches, 10; hydrochloric acid, 124; nitric acid, 400; arsenic trichloride, 521
 Glauber-salts, crystals of, 737
 Glauber-salt water, 248
 Glover's denitrating tower in manufacture of sulphuric acid, 327, 337
 Glycerine, 23
 Golconda, diamond mines of, 579
 Gold, atomic weight of, 52
 Gold, its ancient name, Sol, 83
 Goniometer, 713
 Goppelaaröder, ammonia in rain-water, 454
 Gore, hydrochloric acid, 129; fluorine, 166, 167; carbon dioxide, 628, 632
 Graham, diffusion and effusion of gases, 83, 84, 87; absorption of hydrogen by metals, 105, 106; phosphoric acid, 494; metaphosphoric acid, 500; pyrophosphoric acid, 508; silicic acid, 571; fire-damp, 609
 Granitic rocks, analyses of, 55
 Graphite, 576, 583; its use for black-lead pencils, 584, 586; geographical distribution and properties, 584, 587; found in meteorites, 585; used in making crucibles, 587
 Graphitic acid, 640
 Grassl, combustion in oxygen, 190
 Gravimetric analysis of air, 441, 451
 Groth, arsenic, 526
 Grotto del Cane, carbon dioxide in the, 623
 Grove, purification of water, 244
 Guanidine, 680
 Guilielmini, crystallography, 705
 Gun-cotton, 409, 410
 Gunpowder, polished with graphite, 587
 Gustavson, boron, 545
 Guthrie, cryohydrates, 235

H.

- HAIR bleached by hydrogen dioxide, 261
 Hales, Stephen, hydrochloric acid, 124; sal-ammoniac, 378; coal-gas, 683
 Hampe, crystallized boron, 543
 Hand goniometer, 713
 Harrogate, mineral springs at, 248, 294
 Hartshorn, spirits of, 378
 Hautefeuille, on hydrogenum, 107
 Haüy, crystallography, 706; isomorphism, 739, 744
 Heat, evolved in chemical action, 44; a product of combustion, 51; a motive power, 80
 Heat of combustion, 189

- Hecla, hydrochloric acid gas in exhalations from, 125
 Heidelberg coal-gas, composition of, 701, 704
 Hemihedral crystals, 708, 720, 725, 730, 734, 737
 Hemimorphous crystals, 727, 746
 Henry, William, absorption of gas by water, 236; ammonia, 379; marsh gas, olefiant gas, 607, 612; coal-gas, 684, 693
 Hermann, nitrous oxide, 419; phosphorus, 464
 Hess, holy fire at Baku, 608
 Hexagonal system of crystallography, 723
 Higgins, his chemical researches, 33; table of atomic weights, 34
 Historical introduction, 3-40
 Höfer, discovery of orthoboric acid, 543
 Hofmann, A. W., hydrogen persulphide, 300; ammonia, 389, 393; vapour of burning charcoal, 620; carbon dioxide, 622; carbon disulphide, 645
 Holohedral crystals, 708
 Holy fire at Baku, 608
 Homberg, his chemical researches, 7
 boric acid, 542, 543
 Hope diamond, 563
 Hopkins, melting power of sulphur, 227
 Hooke's chemical researches, 12
 Horn silver, 111
 Hot springs, 247, 569
 Houzeau, ozone, 199
 Huggins, hydrogen atmospheres in the sun and fixed stars, 108
 Humboldt, A. von, combination of gases, 88, 69; analyses of air, 440
 Hunter, absorption of gases by charcoal, 595
 Huttenrauch, white arsenic so called, 524
 Hydrated boron trifluoride, 547
 Hydrates of perchloric acid, 276
 Hydrides, application of the term, 90
 Hydriodic acid, 70, 75, 158; preparation and properties, 158, 159; aqueous acid, 160
 Hydrobromic acid gas, 146; preparation and properties, 146, 148
 Hydrocarbons, 603
 Hydrochloric acid, 124; preparation and properties, 128; manufacture of, 135; its solubility, 137; aqueous acid, 138
 Hydrochloric acid gas, composition of, 60, 70, 75
 Hydrocyanic acid, 659; preparation, 660; properties, 662; poisonous effects, 663; detection of, 663; compounds with the hydracids of the chlorine group, 666; boiling-point, 77
 Hydrofluoric acid, 167; preparation and properties, 168, 169
 Hydrogen, 99; preparation of, 100; properties, 104; absorption by metals, 105; experiments with, 108; atomic weight of, 52
 Hydrogen arsenide, 519; solid, 521
 Hydrogen bromide, 61, 62, 63
 Hydrogen chloride, 60, 62, 63
 Hydrogen dioxide, preparation of, 258; properties, 259; detection of, 261
 Hydrogen iodide, 61, 62, 63
 Hydrogen mono-sulphide, 299
 Hydrogen persulphide, 300
 Hydrogen phosphide, liquid and solid, 479
 Hydrogen gas, 41, 45, 75
 Hydrogen and arsenic, 519
 Hydrogen and bromine, 146
 Hydrogen and carbon, 603
 Hydrogen and chlorine, 124
 Hydrogen and fluorine, 167
 Hydrogen and iodine, 158
 Hydrogen and nitrogen, 377
 Hydrogen and oxygen, 202; detonating mixture of, 217
 Hydrogen and phosphorus, 474
 Hydrogen and selenium, 357
 Hydrogen and silicon, 558
 Hydrogen and sulphur, 294
 Hydrogen and tellurium, 367
 Hydrogenium, 107
 Hypopersulphocyanic acid, 674
 Hydroxides, 193
 Hydroxylamine, 394
 Hydroxylcarbamide, 652
 Hygrometers, 453
 Hypobromous acid, 278
 Hypochlorites, 267
 Hypochlorous acid, 265
 Hyponitrous acid, 420
 Hypophosphites, 488
 Hypophosphorous acid, 487
 Hyposulphurous acid, 314
- I.
- ICE, vapour of, 77; formation of, 224; melting-point, 226; regelation, 227; crystalline form, 228; freezing mixtures, 233; ice-making machines, 384
 ice-crystals in sea-water, 229
 Iceland, hot springs in, 247, 248, 569
 Ignition, temperature of, 182, 218
 Imperfect crystals, 710
 Indestructibility of matter, Lavoisier's discovery, 25, 47
 Indian ink, 588
 India-rubber manufacture, 643
 Indigo, manufacture of, 393

- Indium, atomic weight of, 52, 55
 Ink, action of chlorine on, 12
 Inorganic first distinguished from organic chemistry, 10
 Introduction, Historical, 3-40
 Iodates, 232
 Iodic acid, 280
 Iodides, application of the term, 90
 Iodides, chemical combination of, 60, 62
 Iodine discovered by Courtois, 87
 Iodine, 151; preparation, 152; properties, 154; detection of, 157; the iodides, 161; detection and estimation of, 162
 Iodine, atomic weight, 52
 Iodine, abnormal vapour-density, 157
 Iodine, combustion in, 192
 Iodine pentoxide, 280
 Iodine and arsenic, 523
 Iodine and bromine, 164
 Iodine and chlorine, 163
 Iodine and hydrogen, 158
 Iodine and oxygen, 280
 Iodine and phosphorus, 485
 Iodine and selenium, 360
 Iodine and silicon, 563
 Iodine and sulphur, 304
 Iodine and tellurium, 369
 Iridium, atomic weight, 52, 54
 Irish Sea, water of the, 257, 258
 Iron, atomic weight of, 52, 54; in the earth's crust, 55; in meteorites, 56; dedicated to Mars, 88
 Iron-graphite, 585, 641
 Iron-nitrate, 410
 Iron-spar, crystals of, 726
 Irwell, water of the, 256
 Isomorphism, law of, 39, 739
 Isuretine, 652
 Itacolumite, 579
- J.
- JANOWSKY, hydrogen arsenide, 520; arsenic trichloride, 523
 Java, evolution of carbon dioxide in the Poison Valley, 623
 Jeremejew, diamonds of the Southern Ural, 579
 Johnson, Mathey, and Co., platinum and iridium melted by them by the oxyhydrogen flame, 222; apparatus for concentrating sulphuric acid, 332, 334
 Joule, kinetic theory of gases, 80; water of crystallization, 234
 Jupiter, tin dedicated to, 88
- K.
- KARLSBAD, hot springs at, 248
 Karsten, arsenic, 529
 Kekulé, phosphorus tribromide, 484
 Kelp, iodine obtained from, 152, 153
 Kengott, on graphite, 584
 Keswick Pencil Company, 584
 Kinetic theory of gases, 80
 King's yellow, 532
 Kirchhoff, luminosity of flame, 186
 Kirwan, his chemical researches, 31, 33
 Kissengen, mineral springs at, 143
 Klaproth, tellurium, 366; dimorphism, 744
 Knapp, luminosity of flame, 188
 Knife-edge for balances, 58
 Koh-i-noor, the, 583
 Kolb, sulphuric acid, 842; nitric acid, 405
 Kolbe, specific gravity of aqueous hydrochloric acid, 139; sulphuric acid, 342; nitric acid, 404; marsh gas, 610; ethane, 611; thiocarbonyl chloride, 644
 Kopp, composition of water, 30
 Kraft, phosphorus, 458
 Kreutznach, mineral springs at, 143
 Krupp, crucibles of graphite, 587
 Kunkel, his pamphlet on phosphorus, 458; combustion of diamonds, 577
 Kupffer, analyses of air, 440
- L.
- LAGOONS of Tuscany, boric acid in the, 549
 Lampadius, carbon disulphide 641
 Lamp-black, 588
 Lamy, ozone, 200
 Landolt, sulphur hexiodide, 305; arsenic, 518
 Lanthanum, atomic weight of, 52
 Laplace, his chemical researches, 30
 Lassone, carbon monoxide, 618
 Latent heat of water, 225; of steam, 229
 Laughing-gas, 419
 Laurel-water, 663
 Lawes, analysis of rain-water, 247
 Lawes, Gilbert and Pugh, ammonia in the air, 454
 Lavoisier, his chemical researches, 14, 22, 24, 29, 53, 65; composition of air, 48; chemical nomenclature, 89, 91; combustion in oxygen, 190; water, 202; nitric acid, 400; phosphorus, 459; silicon, 556; combustion of diamonds, 578; carbonic oxide, 618; carbon dioxide, 623
 Lead, atomic weight of, 52; dedicated to Saturn, 83
 Lead nitrate, 410; crystals of, 717
 Lead ore, iodine in, 151
 Lead oxide, 63, 64
 Lead sulphide, 64, 65

- Leblanc, isomorphism, 739
 Le Bon, wood gas, 695
 Lomery, N., his chemical researches, 10; crystallography, 705
 Lenarto, meteoric iron of, 108
 Leucite, crystallization of, 730
 Lewy, analyses of air, 441, 443, 447
 Libavius, his *Alchemia*, 9; crystallography, 705
 Liebig, his chemical researches, 40; spontaneous combustion, 182; urea, 648, 649; compound radicals, 666; hydrocyanic acid, 663; cyanogen iodide, 670
 Life, chemistry of, 50
 Light evolved in chemical action, 44
 Liquid matter, 41, 47, 51
 Liquid states of matter, continuity of, 78
 Liquids, boiling points, 75: tenston, 77
 Liquefaction of gases, 75
 Lithium, atomic weight of, 52, 54
 Lockyer, hydrogen atmospheres in the sun and fixed stars, 108; spectra of sulphur, 293
 London air, 440, 451, 453, 455, 456
 Lossen, Hydroxylamine, 394
 Lucifer matches, manufacture of, 462, 472
 Lucretius, motion of molecules, 80
 Lully, Raymond, 6
 Luminosity of flame, 186
 Luna, the ancient name of silver, 88
 Lundhill Colliery explosion, 609
- M.
- MACKENZIE, nature of the diamond, 578
 Macles, or twin crystals, 709
 Macquer, his chemical researches, 15; combustion of diamonds, 578; manufacture of Prussian blue, 655
 Magnesian water, 248
 Magnesium, atomic weight, 52; in the earth's crust, 55
 Magnesium sulphate, crystals of, 785
 Magnetic oxide of iron, crystals of, 715
 Mallet, separation of atmospheric oxygen and nitrogen, 241; arsenic, 518
 Manchester, air, 451, 455, 456; water supply, 254
 Manganese, atomic weight of, 52
 Manganese sulphate, crystals of, 739
 Manilius, first notice of the diamond, 677
 Mareska, apparatus for liquefying carbon dioxide, 629
 Margraff's chemical researches, 14; phosphoric acid, 494
 Marienbad, saline springs at, 248
 Marignac, ozone, 195; composition of the chlorates, 274; analysis of air, 443; arsenic trifluoride, 623
 Marine-acid air, hydrochloric acid, so called by Priestley, 125
 Mars, iron dedicated to, 88
 Marsh's test for arsenic, 538
 Marsh air, 456
 Marsh gas, 66, 86, 596, 607, 609; preparation of, 610
 Martius, 564
 Maskelyne, diamonds, 591
 Matlockite, 111
 Matter, solid, liquid, and gaseous, 41, 75; indestructibility of, 47; divisibility of, 68. molecular constitution of, 69; continuity of gaseous and liquid states, 78
 Matthiessen, conducting power of graphite, 587
 Maxwell, kinetic theory of gases, 80
 Mayow's chemical researches, 12, 28
 Measures and weights, 45
 Measures of molecules, 68
 Medical chemistry, its origin, 6
 Melam, 677
 Melanuric acid, 677
 Mellono compounds, 677
 Melsen, absorptive action of charcoal, 595
 Mephitic air, 374
 Mercury, quicksilver so named by the ancients, 88; atomic weight of, 52; boiling point, 77; vapour molecules of, 71, 77
 Mercury oxides, 59, 64
 Mercury sulphide, 64, 65
 Mersey, water of the, 256
 Metaboric acid, 552
 Metals, transmission of, 4, 6: pure and base, 24; nomenclature of, 87; melted by the oxyhydrogen flame, 222
 Metallic elements, list of, 53, 54
 Metalloids, 53, 54
 Metallic oxides, composition of, 63
 Metallic sulphides, composition of, 64
 Metaphosphates, 501
 Metaphosphoric acid, 501
 Metaphosphoryl chloride, 508
 Metasilicic acid, 572
 Methane, marsh gas, 607
 Meteorites, 56, 99, 108, 459, 535, 641
 Miller, W. H., on weighing by vibration, 59
 Miller, W. A., Thames water, 244; boron, 543
 Millon, chlorine trioxide, 268; sulphur oxytetrachloride, 347
 Mineral waters, 143, 247, 517 (see Water)
 Mines, ventilation of, fire-damp, 447, 448, 609
 Mitchell and Faraday, liquefaction of carbon dioxide, 633

- Mitscherlich, isomorphism, 39; sulphur, 291; selenium, 356; phosphorus, 463; arsenic, 525, 530; crystallography, isomorphism, dimorphism, and trimorphism, 740, 744
- Moffat, test papers for ozone, 200
- Molecules, 68, 70, 71, 80
- Molecular physics, 68
- Molybdæna, 577
- Molybdenum, atomic weight of, 52, 54
- Mosaic elements, 96
- Monoclinic system of crystallography, 735
- Monosilicates, 573
- Monosymmetric system of crystallography, 735
- Monoxide, application of the term, 90
- Morton, water of the Irish Sea, 257
- Motive power of heat, 80
- Mountain air, 436, 450
- Mousson, melting point of ice, 227
- Mud volcanoes in the Crimea, 608
- Muir, bromine disulphide, 304
- Multiple proportions, law of combination in, 67
- Muriatic acid, 133
- Murdoch, William, manufacture of coal gas, 683
- Musical flames, 219
- Mimetesite, isomorphism of, 741
- N.
- NAPHTHALENE, boiling point of, 77
- Natterer, gases and vapours, 75; hydrogen, 104; oxygen, 177; condensing apparatus, 417; silicon, 564; carbonic oxide, 630; apparatus for liquefaction of carbon dioxide, 629, 632
- Nessler's re-agent, 242, 252, 593; colorimetric test for nitrogen in water, 252
- Newton, combustion of the diamond, 577
- New Zealand, hot springs in, 248
- Nicholson, decomposition of water by electricity, 45
- Nickel, atomic weight of, 52; in meteorites, 56
- Nickel sulphate, crystals of, 728, 729
- Nicklès, arsenic tribromide, 522
- Nicolas, phosphorus, 480
- Niobium, atomic weight of, 52
- Nitrates, 402, 410
- Nitrate of silver, 409
- Nitric acid, 399; composition, 400; synthesis 401; preparation and properties, 403; commercial manufacture, 405; detection and estimation, 410; in rain-water, 455
- Nitric oxide, 421; preparation and properties, 422
- Nitrogen, discovered by Rutherford, 19; atomic weight, 52, 54, 873; preparation, 374; properties, 377; 66, 68; in water, detection of, 251
- Nitrogen chlorophosphide, 515
- Nitrogen pentoxide, preparation and properties, 413, 414
- Nitrogen sulphide, 430
- Nitrogen tetroxide, preparation and properties, 426, 427
- Nitrogen trioxide, 423
- Nitrogen compounds with the elements of the chlorine group, 395; with sulphur and selenium, 430
- Nitrogen and boron, 554
- Nitrogen and hydrogen, 377
- Nitrogen and oxygen, 66, 68, 399
- Nitrogen and phosphorus, 513
- Nitrogen and silicon, 575
- Nitrogen gas, 47; unit volume, 69; pressure, 75
- Nitro-glycerine, 409
- Nitrosulphonic acid, 432
- Nitrosulphonic chloride, 433
- Nitrosulphonic anhydride, 433
- Nitrosyl bromide, 425
- Nitrosyl chloride, 425
- Nitrous acid, 423
- Nitrous oxide, boiling point, 77, 415; preparation and properties, 416, 417; composition, 419
- Nitrous oxide gas, 75
- Nitroxyl chloride, 415
- Nitroxypyrosulphuric acid, 434
- Nomenclature, chemical, 87
- Non-condensable gases, 75
- Non-luminous flames, 188
- Non-metallic elements, list of, 53, 54
- Nordenskjöld, crystals of graphite, 584
- Northmore, liquefaction of chlorine gas, 75
- Notation, of non-metallic elements, 96; of oxides, acids, and salts, 91, 93
- O.
- OCCCLUSION, 105
- Odling, sulphuryl bromide, 348
- Oils, early application of the term, 88
- Oil-springs in Pennsylvania; marsh gas, and ethane in, 608, 611
- Olefiant gas, 611; preparation and properties, 612
- Optical properties of crystals, 746
- Organic, first distinguished from inorganic, chemistry, 10
- Organic chemistry, progress of, 39
- Orpiment, 532
- Orthophosphoric acid and orthophosphates, 496, 498
- Orthosilicic acid, 570
- Osmium, atomic weight of, 52
- Otto, hydrogen arsenide, 520
- Oxalic acid, crystals of, 737

- Oxidation in respiration, 50
 Oxides, 193; the term oxyde introduced by Lavoisier, 89; its application, 90; basic oxides, peroxides, acid forming oxides, 193
 Oxides, metallic, composition of, 63
 Oxides and oxyacids of arsenic, 523; boron, 548; nitrogen, 399; phosphorus, 487; selenium, 361; sulphur, 305; tellurium, 370
 Oxland's calciner for manufacture of arsenic, 524
 Oxyacids (*see* Oxides and Oxyacids)
 Oxygen, 171; preparation, 172; properties, 177; combustion in, 190; the oxides, 193; ozone, 194; hydrogen and oxygen, 202; water, 202; detonating mixture of oxygen and hydrogen, 217; oxyhydrogen flame and blowpipe, 220; atomic weight, 52, 54; in meteorites, 56
 Oxygen and bromine, 278
 Oxygen and carbon, 66, 618
 Oxygen and chlorine, 262
 Oxygen and iodine, 280
 Oxygen and nitrogen, 66, 68
 Oxygen and silicon, 566
 Oxygen gas, 161; discovered by Priestley, 14, 16, 26, 29, 42-49; in red oxide of mercury, 60; gas, unit volume of, 69
 Oxyhydrogen flame and blowpipe, 220
 Oxynitrosulphuric anhydride, 434
 Oxythiocarbamic acid, 663
 Oysters, iodine in, 152
 Ozone, 194; production, 195; composition, 197; atmospheric ozone, 199, 454; properties, 201
- P.
- PALLADIUM, atomic weight, 52, 54; power of absorbing hydrogen, 106
 Paracelsus, his chemical researches, 8, 10
 Paracyanogen, 659
 Paraffin, melting point of, 227
 Paraffin oils, 598
 Pascal, Blaise, his experiments in proof of atmospheric pressure, 436
 Pasteur, atmospheric organic matter, 455; arsenic, 526
 Pauli, production of graphite, 585; marsh gas, 609
 Pebal, chlorine peroxide, 272
 Pelletier, phosphorus, 460; phosphine, 474
 Pentathionic acid, 353
 Pentoxide, application of the term, 90
 Perbromic acid, 280
 Perchloric acid, 274; hydrates of, 277
 Percy, properties of charcoal, 591
 Perfect crystals, 710
 Periodates, 288
 Periodic acid, 283
 Périar's experiment in proof of atmospheric pressure, 436
 Permanent gases, 79
 Peroxides, 198
 Perthiocyanic acid, 674
 Petit, discoveries of, 38
 Petroleum springs, 608
 Pettenkofer, carbonic acid in air, 451; porosity of brick and sandstone walls, 456
 Pfäfers, hot springs at, 248
 Pierre, arsenic trichloride, 522; silicon, 575
 Pitt diamond, 582
 Pharaoh's Serpents, 678
 Phenol, boiling point of, 77
 Philosopher's stone, 6, 8
 Phlogistic theory, 13, 18, 21
 Phlogiston, 13, 14, 19, 21, 22, 23, 24
 Phlogisticated air, 374
 Phosgene gas, 621
 Phosphame, 513
 Phosphamide, 514
 Phosphoric acid, 494; quantitative determination of, 505; chlorides and bromides of, 506
 Phosphides, application of the term, 90
 Phosphides of sulphur, 509
 Phosphine, 474; preparation and properties, 475; phosphonium compounds, 477
 Phosphorescence, 183
 Phosphorite, 459
 Phosphorus, history of its discovery, 457; preparation, 460; properties, 463; allotropic modifications, 463; phosphorescence, 465; detection of phosphorus, 466; its action as a poison, 468; red or amorphous phosphorus, 469; white metallic or rhombohedral, 471; black, 472; lucifer matches, 472; atomic weight, 52; boiling point, 77; crystals of, 717
 Phosphorus trichloride, 480
 Phosphorus pentachloride, 482
 Phosphorus tribromide, 484
 Phosphorus pentabromide, 485
 Phosphorus chlorobromide, 485
 Phosphorus di-iodide, 485
 Phosphorus tri-iodide, 486
 Phosphorus pentafluoride, 486
 Phosphorus trioxide, 488
 Phosphorus pentoxide, 491
 Phosphorus oxychloride, 506
 Phosphorus oxybromide, 508
 Phosphorus sesquisulphide, 511
 Phosphorus trisulphide, 511
 Phosphorus pentasulphide, 511
 Phosphorus dodecansulphide, 511
 Phosphorus tricyanide, 683

- Phosphorus and arsenic, 534
 Phosphorus and bromine, 484
 Phosphorus and chlorine, 480
 Phosphorus and fluorine, 486
 Phosphorus and hydrogen, 474
 Phosphorus and iodine, 485
 Phosphorus and nitrogen, 513
 Phosphorus and sulphur, 509
 Phosphorous acid, 439
 Phosphorus vapour, molecules of, 71
 Phosphoryl bromochloride, 508
 Phosphoryl, triamide, nitride, 514
 Plants, growth of, 51; phosphorus in, 459
 Plants of the coal formation, 597
 Platinum, atomic weight, 52; melted by oxyhydrogen flame, 222
 Playfair, water of crystallization, 234
 Playfair and Wanklyn, nitrogen peroxide, 428
 Pliny's views on chemistry, 4; arsenic, 532; colouring of agates, 570; marsh gas, 607
 Plumbago, 577; Patent Plumbago Company, Battersea, 587
 Pneumatic chemistry, 15, 16
 Poison Valley, Java, 623
 Polarization by absorption in crystalline media, 747
 Pollution of rivers, 255
 Polymeric cyanogen compounds, 679
 Porcelain, silica used in the manufacture of, 570
 Porret, thiocyanic acid, 672
 Potassium, atomic weight, 52; in the earth's crust, 55
 Potassium, anhydrochromate crystals of, 739
 Potassium bromide, 61
 Potassium chloride, 60
 Potassium ferrocyanide, crystals of, 729
 Potassium iodide, 61, 62, 63; crystals of, 717
 Potassium sulphate, crystals of, 734
 Potential energy, 80
 Pott's chemical researches, 14, 28
 Pressure, gases liquefied by, 75
 Printers' ink, 121, 538
 Priestley, Joseph, his chemical discoveries, 14, 16, 21, 26, 29; discovery of oxygen gas, 42; composition of air, 47; diffusion of gases, 81; hydrochloric acid, 125; discovery of nitrogen, 374; of ammonia gas, 379; nitric oxide, 421; olefiant gas, 611; carbonic oxide, 618
 Prismatic system of crystallography, 728
 Products of combustion, 47, 48, 51
 Propionic acid, boiling-point of, 77
 Proportion, law of constant and multiple, 63, 67
 Protoxide, application of the term, 90
 Prout, his chemical researches, 33; hydrogen arsenide, 519
 Prout's theory of the composition of the air, 440
 Prussian blue, 655
 Prussic acid (*see* Hydrocyanic acid)
 Purification of water, 242; of coal gas, 690
 Pyrmont, chalybeate springs at, 248
 Pyroboric acid, 552
 Pyro-electric action of crystals, 746
 Pyromorphite, isomorphism of, 741
 Pyrophori, 182
 Pyrophosphoric acid, 503
 Pyrophosphoryl chloride, 507
 Pyrophosphoryl thiobromite, 513
 Pyrophosphotriamic acid, 514
- Q.
- QUADRATIC system of crystallography, 728
 Quantitative analysis, 60
 Quantities, chemical, calculation of, 73
 Quartz, 566; crystals of, 723, 725, 727
 Quicksilver named after Mercury, 38
- R.
- RAIN, 452; ammonia in, 454, 455
 Rain water, 246
 Ramsay, hydrogen persulphide, 300
 Rath, vom, tridymite, 567
 Realgar, 531
 Red phosphorus, 439
 Reflecting goniometer, 713
 Regnault, tension of vapours, 76; hydrogen, 104; oxygen, 178; sulphuryl chloride, 346; analysis of air, 441, 446; boron, 545; carbon dioxide, 625
 Regular system of crystallography, 716
 Reinsch's test for arsenic, 541
 Respiration, 29, 50
 Retorts for distilling coal gas, 684
 Rey, Jean, his chemical researches, 28
 Reynolds, sulpho-urea, 654
 Rhodium, atomic weight of, 52, 54
 Rhombic system of crystallography, 731
 Richter, his chemical researches, 31
 River waters, 255
 Rocks, *grauwacke*, analysis of, 55
 Rocks disintegrated by frozen water, 228
 Rock crystal, 568, 570
 Rock salt, 111, 143, 152
 Roebuck, Dr., improvements in manufacturing sulphuric acid, 320
 Romé de l'Isle, his band goniometer, 713
 Roscoe, combination of chlorine and hydrogen, 126; hydriodic acid, 160

- hydrofluoric acid, 170; absorption of gases, 240; perchloric acid, 275; nitric acid, 404
- Rosee and Dittmar, solubility of hydrochloric acid, 137; hydrochloric acid of constant composition, 138; ammonia, solubility of, 333
- Rose, Gustav, combustibility of graphite, 584
- Rouelle, H.M., combustion of diamonds, 578; urea, 647
- Rubidium, atomic weight of, 52; discovered by Bunsen in mineral waters, 249
- Ruby sulphur, 531
- Rudinger, wood gas, 695
- Russell and West, urea, estimation of, 651
- Ruthenium, atomic weight of, 52
- Rutherford, nitrogen discovered by, 19, 373
- S.
- SADTLER, marsh gas in oil springs, 608
- Sal ammoniac, 378
- Sal sedativum, 548
- Salet, iodine, 155; cyanogen chloride, 668
- Saline waters, 248
- Salt and ice as a freezing mixture, 233
- Saltbeds of Stassfurt, 111
- Saltpetre, 151, 402, 408; crystals of, 731
- Salt, rock, 143
- Salts, 194; nomenclature of, 91, 93
- Salts in spring water, 247
- Sandow, luminosity of flame, 188
- Saturation, point of, 232
- Saturn, lead dedicated to, 83
- Saussure, absorption of gases by charcoal, 594
- Scheele, his chemical researches, 15, 22; composition of air, 48; chlorine gas, 110; fluorine, 165; bleaching power of chlorine, 263; sulphuretted hydrogen, 294; hydrogen persulphide, 300; nitrogen, 374; phosphorus, 459, 460; hydrogen arsenide, 519; arsenic acid, 529; Scheele's green, 541; silicon, 564; graphite, 576, 584; prussic acid, 655, 659
- Schiff, arsenic acid, 529
- Schmidt, hydrogen persulphide, 300
- Schönbein, ozone and ant-ozone, 194, 202
- Schöne's test for hydrogen dioxide, 261
- Schönebeck, mineral springs at, 143
- Schorlemmer, thiosulphuric acid, 349; phosphorus tribromide, 484
- Schrötter, tellurium, 367; phosphorus, 483
- Schnitz-Sellack, sulphur trioxide, 317
- Schützenberger, hyposulphurous acid discovered by, 314
- Sea, elements in the, 53, 55
- Sea air, 446, 449, 463
- Sea water, 111, 143, 151, 224, 225, 229; analyses of, 256, 517
- Sea-weed, 143, 151
- Secchi, hydrogen atmospheres in the sun and fixed stars, 108
- Seidenschütz, saline springs at, 248
- Selenates, 364
- Selenic acid, 363
- Selenides, application of the term, 90
- Selenious acid, 362
- Selenium, 354; preparation and properties, 355; atomic weight, 52
- Selenium and arsenic, 534
- Selenium and bromine, 359
- Selenium and fluorine, 350
- Selenium and hydrogen, 357
- Selenium and iodine, 360
- Selenium and oxygen, 361
- Selenium and sulphur, 364
- Selenyl bromide, 363
- Selenyl chloride, 362
- Seltzer water, 248
- Serullas, silicon, 562; solid cyanogen chloride, cyanogen bromide, 669; cyanuric acid, 671
- Sesquioxide, application of the term, 90
- Seubert, improvements in phosphorus manufacture, 462
- Siely, sulphur workings of, 285
- Silbermann, heat of combustion, 189, 190, 192
- Silica, 566
- Silicates, 572
- Silicic acid, 570
- Silicious waters, 248
- Silico-chloroform, 561
- Silico-fluoric acid, 564
- Silico-iodoform, 563
- Silicon, 555; preparation and properties, 556; atomic weight, 52; in meteorites, 56; in the earth's crust, 55
- Silicon hydride, 558
- Silicon tetrachloride, 559
- Silicon trichloride, 560
- Silicon tetrabromide, 562
- Silicon tribromide, 562
- Silicon tetra-iodide, 563
- Silicon tetrafluoride, 564
- Silicon dioxide, 566
- Silicon disulphide, 574
- Silicon oxychloride, 574
- Silicon chlorhydrosulphide, 575
- Silicon nitride, 575
- Silicon thiocyanate, 673
- Silicon compounds, volatile, their constitution, 575
- Silicon and bromine, 562
- Silicon and chlorine, 559

- Silicon and fluorine, 564
 Silicon and hydrogen, 553
 Silicon and iodine, 563
 Silicon and nitrogen, 575
 Silicon and oxygen, 566
 Single crystals, 709
 Silver, atomic weight of, 52; its ancient name, Luna, 83
 Silver bromide, 61, 62, 63
 Silver chloride, 60, 62, 63
 Silver iodide, 61, 62, 63
 Silver, spitting of, 178
 Silver ore, 142, 151
 Sims, absorption of gases, 241, 385
 Smith, Angus, rain water, 246; manufacture of sulphuric acid, 337; analysis of air, 441, 446; carbon dioxide, 625
 Smith, Laurence, oil-springs, 608
 Snow crystals, 228
 Soap bubbles, 110
 Sodium, atomic weight, 52; in the earth's crust, 55; crystals of, 717
 Sodium bromide, 61, 62, 63
 Sodium chlorate, crystals of, 721
 Sodium chloride, 60, 62, 63
 Sodium iodide, 61, 62, 63
 Sodium nitrate, 402; crystals of, 726
 Sodium succinate, crystals of, 739
 Sodium sulphantimoniate, crystals of, 721
 Soho Factory illuminated with coal gas, 683
 Soils, phosphorus in, 459
 Sol, the ancient name of gold, 83
 Solar physics, chemistry of, 51, 55
 Solid matter (*see* Matter)
 Solidification of gases, 76
 Solubility of gases and salts, 233, 236
 Soluble glass, 574
 Solution, phenomena of, 232
 Somberrite, phosphorus made from, 461
 Sorby, freezing point of water, 227; diamond crystals, 582
 Soret, composition of ozone, 197
 Spa, chalybeate springs at, 248
 Spain, early study of chemistry in, 5
 Spathic iron, isomorphism of, 743
 Spectrum analysis, new elements discovered by, 55; spectra of hydrogen, 18; iodine, 155; nitrogen, 377; selenium, 357; sulphur, 293
 Sponges, 152
 Spontaneous combustion, 182
 Spinella, crystals of, 718
 Spirits, early application of the term, 88
 Spitting of silver, 178
 Sprengel, improvements in the manufacture of sulphuric acid, 337
 Spring, thiosulphuric acid, 349
 Spring water, 247, 251
 Springs, hot, 247, 569
 Stahl, G. E., his chemical researches, 12, 24; crystallography, 705
 Stannic-oxide, crystals of, 729
 Starok, J. B., his fuming sulphuric acid works, 343
 Stars, chemistry of the, 51, 55
 Stas, preparation of iodine, 154; oxygen, 177; synthesis of water by weight, 213, 449; purification of water, 243; chlorates, 274
 Stadion, perchloric acid discovered by, 274
 Stassfurth, bromine in potash beds at, 143, 144
 Steam, composition of, 70, 210; latent heat, 229; tension, 230; of thermal springs, 243
 Steam-pipes, 566
 Stenhouse, absorptive action of charcoal, 596
 Stolba, boric acid, 551
 Strabo, arsenic, 531
 Strecker, guanidine, 680
 Stromeyer, hydrogen arsenide, 520
 Strontium, atomic weight of, 52
 Styria, arsenic eating in, 528
 Sulpharsonates and sulpho-arsenites, 533
 Sulphates, 341
 Sulphides, application of the term, 90; metallic, composition of, 64; of phosphorus, 510; of silver, crystals of, 717
 Sulphites, 312
 Sulphocyanic acid, 672
 Sulpho-nitro acids, 431
 Sulpho-nrea, 654
 Sulphur, 284; preparation and refining of, 287; properties of, 289; sulphur milk, plastic sulphur, 291; "flowers of sulphur," 292; boiling-point, 292; detection and determination of, 293; melting-point, 227; crystallization, 731, 733; atomic weight, 52
 Sulphur dichloride, 302
 Sulphur diphosphide, 509
 Sulphur dioxide, 306
 Sulphur monochloride, 301
 Sulphur oxytetrachloride, 347
 Sulphur sesquioxide, 318
 Sulphur tetrachloride, 303
 Sulphur tetraphosphide, 509
 Sulphur trioxide, 316
 Sulphur and arsenic, 531
 Sulphur and boron, 554
 Sulphur and bromine, 304
 Sulphur and carbon, 641
 Sulphur and chlorine, 301
 Sulphur and fluorine, 305
 Sulphur and hydrogen, 294
 Sulphur and iodine, 304
 Sulphur and oxygen, 305
 Sulphur and phosphorus, 509
 Sulphur and selenium, 364

Sulphur and tellurium, 373
 Sulphur waters, 646
 Sulphuric acid, known to Geber and Valantine, its manufacture, 308, 319, 321; processes and plant, 323; concentration of the acid, 333; theoretical and practical yield, 337; properties, 338, 400; decomposition, 339; boiling-point, 77; chlorides and bromides of, 345
 Sulphuretted hydrogen, 75; preparation, 294; properties, 296
 Sulphuretted hydrogen gas, determination of composition, 298
 Sulphuretted waters, 248
 Sulphurous acid, 312; boiling-point of, 77
 Sulphurous acid gas, 75
 Sulphuryl bromide, 348
 Sulphuryl chloride, 347
 Sulphuryl hydroxychloride, 346
 Sylvine, 111
 Symbols, chemical, 71
 Synthesis and analysis, 59
 Synthesis of water, eudiometric, 204; by volume and weight, 208, 212

T.

TACHENIUS, silicon, 556
 Tait, ozone, 196
 Tanning, use of arsenic in, 531
 Tantalum, atomic weight of, 52, 54
 Targioni, combustion of the diamond, 578
 Taurus water, 248
 Tellurates, 373
 Tellurium, 366; preparation and properties, 368; atomic weight, 52
 Tellurium and bromine, 369
 Tellurium and chlorine, 368
 Tellurium and fluorine, 370
 Tellurium and iodine, 369
 Tellurium and hydrogen, 368
 Tellurium and oxygen, 370
 Tellurium and sulphur, 373
 Temperature, its effect on gases and liquids, 79
 Temperature of flame, 184
 Temperature of ignition, 182, 218
 Tennant's bleaching patent, 264
 Tennant, Smithson, nature of the diamond, 578
 Tension of liquids, 77
 Tensions of liquefiable gases, table of, 75
 Tetartohedral forms of hexagonal crystals, 727
 Tetrad elements, 96
 Tetrathionic acid, 353
 Tetroxide, application of the term, 96
 Thales, iodine, 153
 Thallium, atomic weight of, 52, 55
 Thames water, 244, 251, 254, 255
 Than, carbonyl sulphide, 645
 Theatres, air in, 447
 Thénard, analysis of air, 440; boron, 542, 546; chloride gas, 111; fluorine, 165; hydrogen dioxide, 258; hydrogen persulphide, 300; phosphine, 474; phosphorus trichloride, 480; silicon, 564; sulphuretted hydrogen gas, 296
 Theophrastus, yellow and red sulphides of arsenic, 516
 Thermal springs, 247, 569
 Thermic relations of crystals, 746
 Thilorier, liquefaction of carbon dioxide, 628; fatal explosion of his apparatus, 629, 632
 Thio-arsenites and thio-arsenates, 533
 Thiocarbamic acid, 654
 Thiocarbamide, 664
 Thiocarbonic acid, 644
 Thiocarbonyl chloride, 644
 Thiocyanic anhydride, 674
 Thiocyanic acid, 672
 Thionyl chloride, 313
 Thiophosphoric acid, 511
 Thiophosphoryl chloride, bromide, 512
 Thiophosphoryl triamide, 515
 Thiosulphuric acid 348
 Thomas Aquinas, 6
 Thompson, James, melting-point of ice, 227
 Thomsen, Julius, heat of combustion, 189, 190, 192; decomposition of sulphuric acid, 339; arsenic, 518
 Thomson, Thomas, researches on the atomic theory, 37
 Thomson, William, molecules, 68; analysis of air, 440; marsh gas, 605, 609
 Thorium, atomic weight of, 52, 54
 Thorpe, water of the Irish Sea, 257; sea-air, 449; phosphorus pentafluoride, 486; silicon, 560; carbon disulphide, 643
 Thunderstorms, 454
 Tilden, nitrosylchloride, 425
 Töpsöe, hydrobromic acid, 149
 Torricelli, weight of air proved by, 435; tubes employed by him, 436
 Tourmaline, 747
 Town and country air, 440, 446, 449
 Tin, atomic weight of, 52; dedicated to Jupiter, 88
 Tin-stone, crystals of, 729
 Tincal, 551
 Titanium, atomic weight of, 52, 24
 Trade-winds, 439
 Transmutation of metals, 4, 6
 Transpiration of gases, 84
 Trent, water of the, 255
 Triad elements, 96
 Tricyantriamide, 676
 Triclinic system of crystallography, 535

- Tridymite, 567
 Trihydrocyanic acid, 664
 Trimorphism, 744
 Trincheras, hot springs at, 248
 Trioxides, application of the term, 40
 Trisilicates, 578
 Trithionic acid, 352
 Troost, absorption of hydrogen by metal, 105, 107; iodine, 155
 Tungsten, atomic weight, 52
 Turf, 602
 Tuscany, boric acid in the lagoons of, 549
 Turin crystals, 709
 Tyndall, sulphur dioxide, 311; atmospheric organic matter, 455
 Typhoid fever, produced by impure water, 251
- U.
- ULLSWATER, Lako, water of, 254
 Unit volumes of gases, 69
 Unverdorben, arsenic trifluoride, 523
 Uranium, atomic weight of, 52
 Urea, 647; its preparation, 648; salts of, 649; estimation of, 650; artificial, 39
 Urine, phosphorus in, 459
- V.
- VALENTINE, BASIL, his chemical researches, 7, 124; ammonia, 378, aqua regia, 412; arsenic, 516, 524; fire-damp, 607
 Vanadinite, isomorphism of, 741
 Vanadium, atomic weight of, 52, 54
 Van Helmont, his chemical researches, 9, 41, 622
 Van Marum, ozone, 194
 Vapours and gases, 74, 77
 Vapour densities, abnormal 97
 Vapour, tension of liquid, 78
 Vapour, mercury, molecules of, 71
 Vapour, phosphorus, molecules of, 71
 Vapour of water and ice, 77
 Vanquelin, phosphorus, 480; carbon disulphide, 641; cyanic acid, 670; isomorphism, 739, 744
 Velocities of diffusion of gases, 84
 Ventilation, 456; of mines, 609
 Venus, the ancient name of copper, 88
 Vermin poison, phosphorus used as, 462
 Vesuvius, hydrochloric acid gas in exhalation from, 125
 Vibration, weighing by, 59
 Vichy, hot springs at, 248
 Villanovanus, Arnold, 6
 Violette, properties of charcoal, 592
 Vital actions and chemical phenomena, 50
 Vitriol, manufacture of, 320
 Vitruvius, his belief in the pressure of the atmosphere, 436
 Vivianite, phosphorus in, 459
 Volcanoes, 125, 341, 551, 608, 623
 Volta on marsh gas, 607
 Voltmeter, 208
 Volumes, combining laws of, 69
 Volumetric analysis of air, 443, 451
- W.
- WACKENRODER, discovery of pentathionic acid, 353
 Wad, or Borrowdale black lead, 584
 Wagner, graphite, 585
 Wall-papers, arsenical, 520
 Wallace, arsenic trichloride, 522
 Walterhausen, S. von, boric acid, 551
 Waltre, his chemical researches, 19
 Wanklyn, water analysis, 523
 Wanklyn and Robinson, phosphorus pentachloride, 482
 Ward's patent for manufacturing sulphuric acid, 319
 Warrington, boric acid, 551
 Washing soda, 234, 235
 Water, 202; its formation, 208; eudiometric syntheses, 204; synthesis by volume, 208; by weight, 212; volumetric composition of steam, 210; properties, 223; expansion and contraction, 224, 228; density, 224; volume and specific gravity at different temperatures, 225; latent heat, 225; heat of liquidity, 226; freezing-point, 226; melting-point of ice, regelation, 227; freezing of sea-water, 228; latent heat of steam, 229; frozen by its own evaporation, 230; tension of aqueous vapour, 231; at different temperatures, 232; water as a solvent, 232; freezing mixtures, 233; water of crystallization, 234; cryohydrates, 235; absorption of gases by water, 236; natural waters, 241; purification of water, 242; gases dissolved in, 243; analysis of Thames water, 244; rain-water, 246; spring-water, 247; hard and soft water, 249; organic constituents of water, 251; results of analyses, 253; river waters, 255; sea water, 256; sulphuric acid in, 341; hot springs, 569; Cavendish, Watt, and Lavoisier, discoveries of, 20, 30
 Water gas, 70
 Water and bromine, 145
 Water and chloride, 122
 Watson, Bishop, coal gas, 683
 Watt, James, on the composition of water, 21
 Wavellite, phosphorus in, 459
 Weber, K., sulphur sesquioxide, 318

- Weights and measures, common and metrical, 45
 Weights of elements and their compounds, the balance, 56
 Weighing by vibration, 59
 Weights, atomic, of elements, 52
 Welsh anthracite coal, 596, 601
 White arsenic, 524
 Wibel, luminosity of flame, 188
 Wildbad, hot springs at, 248
 Wiesbaden, hot springs at, 248
 Williamson, On the Atomic Theory, 68; ozone, 195; hypochlorous acid, 267; chlorosulphonic acid, 345
 Wills, solid nitrous oxide, 418
 Wind, 439
 Wöbler, artificial urea prepared by, 39; arsenic, 526; boron, 542, 544, 546, 550, 554; silicon, 558; urea, 647, hydrocyanic acid, 660; cyanogen chloride, 667; cyanic acid, 670
 Wollaston, researches on the atomic theory, 37; eryophorus 229, 230; reflecting goniometer, 713
 Wood charcoal, 582
 Wood, destructive distillation of, 695
 Wood-gas, 695
 Woodward, preparation of Prussian blue, 655
 Woollen manufacture, use of carbon disulphide, 643
 Woulff's bottles, 408
 Wright, C. R. A., hydrobromic acid, 149
 Writing ink, 121
 Wulner and Bettendorf, arsenic, 518
 Wurtz, liquid chloride of cyanogen, 668; phosphorus pentachloride, 483; phosphorus oxychloride, 506
 X.
 XANTHOPYLITE, 579
 Y.
 YELLOWSTONE river, hot springs in the, 248
 Yorke, lithium orthosilicate, 573
 Yttrium, atomic weight of, 52
 Z.
 ZENGER, ozone, 199
 Zeolites, 574
 Zinc, atomic weight, 52; boiling point, 57
 Zinc sulphate, crystals of, 734
 Zinc vitriol, crystals of, 731
 Zöller, carbon disulphide, 643
 Zircon, crystals of, 729
 Zirconium, atomic weight, 52